

MAINE TURNPIKE AUTHORITY

MAINE TURNPIKE

CONTRACT DOCUMENTS

CONTRACT 2026.11

EMERGENCY VEHICLE RAMP - SOUTHBOUND
CAPTAIN THOMAS ROAD
MILE MARKER 14.8

NOTICE TO CONTRACTORS

PROPOSAL

CONTRACT AGREEMENT

CONTRACT BOND

FINAL LIEN AND CLAIM WAIVER AND AFFIDAVIT

SPECIFICATIONS

MAINE TURNPIKE AUTHORITY

SPECIFICATIONS

The Specifications are divided into two parts:
Part I, Supplemental Specifications and Part II, Special
Provisions.

The Maine Turnpike Supplemental Specifications are additions
and alterations to the 2014 Maine Department of
Transportation Standard Specifications. See Subsection 100.1.

TABLE OF CONTENTS

	<u>PAGE</u>
NOTICE TO CONTRACTORS	N-1
PROPOSAL	P-1
CONTRACT AGREEMENT	C-1
CONTRACT BOND	CB-1
FINAL LIEN AND CLAIM WAIVER AND AFFIDAVIT	F-1
 <u>ARRANGEMENT OF SPECIFICATIONS</u>	
PART I – SUPPLEMENTAL SPECIFICATIONS	SS-1
PART II - SPECIAL PROVISIONS	SP-1

MAINE TURNPIKE AUTHORITY

NOTICE TO CONTRACTORS

Sealed Proposals will be received by the Maine Turnpike Authority for:

CONTRACT 2026.11

EMERGENCY VEHICLE RAMP - SOUTHBOUND
CAPTAIN THOMAS ROAD
MILE MARKER 14.8

at the office of the Maine Turnpike Authority, 2360 Congress Street, Portland, ME, until 11:00 a.m., prevailing time as determined by the Authority on August 28, 2025, at which time and place the Proposals will be publicly opened and read. Bids will be accepted from Contractors **prequalified** by the Maine Department of Transportation for Highway Construction Projects. All other bids may be rejected. This Project includes a wage determination developed by the State of Maine Department of Labor.

The work includes the construction of one new Emergency Vehicle Ramp at the Captain Thomas Road Underpass in the Town of Ogunquit. The work also includes maintenance of traffic and all other work incidental thereto in accordance with the Plans and Specifications.

Plans and Contract Documents may be examined by prospective Bidders weekdays between 8:00 a.m. and 4:30 p.m. at the office of the Maine Turnpike Authority, 2360 Congress Street, Portland, Maine. **The half size Plans** and Contract Documents may be obtained from the Authority upon payment of Fifty (\$50.00) Dollars for each set, which payment will not be returned. Checks shall be made payable to: Maine Turnpike Authority. The Plans and Contract Documents may also be downloaded from a link on our website
<https://www.maineturnpike.com/Projects/Construction-Contracts.aspx>.

For general information regarding Bidding and Contracting procedures, contact Nate Carll, Purchasing Manager, at (207) 482-8115. For information regarding Schedule of Items, plan holders list and bid results, visit our website at <https://www.maineturnpike.com/Projects/Construction-Contracts.aspx>. For Project specific information, direct all questions to Nate Carll, Purchasing Manager, via email ncarll@maineturnpike.com. Responses will not be prepared for questions received by telephone. Bidders shall not contact any other Authority staff or Consultants for clarification of Contract provisions, and the Authority will not be responsible for any interpretations so obtained.

All work shall be governed by the Specifications entitled "State of Maine, Department of Transportation, Standard Specifications, Revision of November 2014", "Standard Details, Revision of March 2020" and "Best Management Practices for Erosion and Sediment Control", latest issue. Copies and recent updates to these publications can be downloaded at: <https://www.maine.gov/dot/publications/>.

Proposals must be accompanied by an original bid bond, certified or cashier's check payable to the Maine Turnpike Authority in an amount not less than Five (5%) Percent of the Total Amount in the Proposal, but not less than \$500.00. The Bidder to whom a Contract is awarded will be required to furnish a Surety Corporation Bond, satisfactory to the Authority, on the standard Contract Bond form of the Authority, for a sum not less than the Total Amount of the Proposal.

Proposals must be made upon the Proposal Forms furnished by the Authority separately with the Contract Documents, and must be enclosed in the sealed special addressed envelope provided therefore bearing the name and address of the Bidder, the name of the Contract, and the date and time of Proposal opening on the outside.

A pre-bid conference will be held on August 19, 2025, at 11:00 a.m. at the Maine Turnpike Authority, 2360 Congress Street, Portland, Maine.

The Authority reserves the unqualified right to reject any or all Proposals and to accept that Proposal which in its sole judgment will under all circumstances serve its best interest.

MAINE TURNPIKE AUTHORITY

Nate Carll
Purchasing Manager
Maine Turnpike Authority
Portland, Maine

Maine Turnpike Authority

MAINE TURNPIKE

PROPOSAL

CONTRACT 2026.11

EMERGENCY VEHICLE RAMP - SOUTHBOUND
CAPTAIN THOMAS ROAD
MILE MARKER 14.8

MAINE TURNPIKE AUTHORITY
PROPOSAL
CONTRACT 2026.11
EMERGENCY VEHICLE RAMP - SOUTHBOUND
CAPTAIN THOMAS ROAD
MILE MARKER 14.8

TO MAINE TURNPIKE AUTHORITY:

The work includes the construction of one new Emergency Vehicle Ramp at the Captain Thomas Road Underpass in the Town of Ogunquit. The work also includes maintenance of traffic and all other work incidental thereto in accordance with the Plans and Specifications.

This Work will be done under a Contract known as Contract 2026.11 according to the Plans and Specifications which are on file in the office of the Maine Turnpike Authority, 2360 Congress Street, Portland, Maine.

On the acceptance of this Proposal for said Work, the undersigned will give the required bond with good security conditioned for the faithful performance of said Work, according to said Plans and Specifications, and the doing of all other work required by said Specifications for the consideration herein named and with the further condition that the Maine Turnpike Authority shall be saved harmless from any and all damages that might accrue to any person, persons or property by reason of the carrying out of said Work, or any part thereof, or by reason of negligence of the undersigned, or any person or persons under his employment and engaged in said Work.

The undersigned hereby declares that he/she has carefully examined the Plans, Specifications and other Contract Documents, and that he/she will contract to carry out and complete the said Work as specified and delineated at the price per unit of measure for each scheduled item of Work stated in the Schedule of Prices as follows:

It is understood that the TOTAL AMOUNT stated by the undersigned in the following Schedule of Prices is based on approximate quantities and will be used solely for the comparison of bids, and that the quantities stated in the Schedule of Prices for the various items are estimates only and may be increased or decreased all as provided in the Specifications.

**SCHEDULE OF BID PRICES
CONTRACT NO. 2026.11**

**EMERGENCY VEHICLE RAMP - SOUTHBOUND
CAPTAIN THOMAS ROAD
MILE MARKER 14.8**

Item No	Item Description	Units	Approx. Quantities	Unit Prices in Numbers		Bid Amount in Numbers	
				Dollars	Cents	Dollars	Cents
201.11	Clearing	Acre	0.40				
203.2	Common Excavation	Cubic Yard	600				
203.21	Rock Excavation	Cubic Yard	240				
203.24	Common Borrow	Cubic Yard	170				
203.25	Granular Borrow	Cubic Yard	20				
304.10	Aggregate Base Course - Gravel	Cubic Yard	460				
304.14	Aggregate Base Course - Type A	Cubic Yard	130				
403.208	Hot Mix Asphalt - 12.5 MM Nom. Max. Size (Surface)	Ton	64				
403.213	Hot Mix Asphalt - 12.5 MM Nom. Max. Size (Base)	Ton	110				
409.150	Bituminous Tack Coat RS-1 or RS-1h, Applied	Gallon	31				
419.30	Saw Cutting Bituminous Pavement	Linear Foot	190				

CARRIED FORWARD:

Item No	Item Description	Units	Approx. Quantities	Unit Prices in Numbers		Bid Amount in Numbers	
				Dollars	Cents	Dollars	Cents
BROUGHT FORWARD:							
603.179	18" Culvert Pipe OPT III	Linear Foot	91				
606.356	Delineator Post - Remove and Reset	Each	1				
607.170	Chain Link Fence - 6 Ft	Linear Foot	40				
607.320	Bracing Assembly Type I - Metal Posts	Each	3				
607.3300	Bracing Assembly Type II - Metal Posts	Each	1				
610.0800	Plain Riprap	Cubic Yard	11				
610.1810	Temporary Stone Check Dam	Cubic Yard	8				
613.32	Erosion Control Blanket	Square Yard	480				
615.070	Loam	Cubic Yard	140				
618.1400	Seeding Method Number 2	Unit	11				
619.12	Mulch - Plan Quantity	Unit	11				
619.1202	Temporary Mulch	Lump Sum	1				

CARRIED FORWARD:

Item No	Item Description	Units	Approx. Quantities	Unit Prices in Numbers		Bid Amount in Numbers	
				Dollars	Cents	Dollars	Cents
BROUGHT FORWARD:							
620.580	Erosion Control Geotextile	Square Yard	20				
629.050	Hand Labor, Straight Time	Hour	20				
631.120	All Purpose Excavator (Including operator)	Hour	20				
631.17	Truck - Small (Including operator)	Hour	40				
631.36	Foreperson	Hour	16				
645.271	Regulatory, Warning, Conf. and Route Marker Assembly Sign, Type 1	Square Foot	36				
652.36	Maintenance of Traffic Control Devices	Lump Sum	1				
652.38	Flaggers	Hour	200				
656.500	Baled Hay, In Place	Each	15				
656.63	30" Temporary Silt Fence	Linear Foot	830				
659.10	Mobilization	Lump Sum	1				

TOTAL:

Acknowledgment is hereby made of the following Addenda received since issuance of the Plans and Specifications: _____

Accompanying this Proposal is an original bid bond, cashiers or certified check on _____ Bank, for _____, payable to the Maine Turnpike Authority. In case this Proposal shall be accepted by the Maine Turnpike Authority and the undersigned should fail to execute a Contract with, and furnish the security required by the Maine Turnpike Authority as set forth in the Specifications, within the time fixed therein, an amount of money equal to Five (5%) Percent of the Total Amount of the Proposal for the Contract awarded to the undersigned, but not less than \$500.00, obtained out of the original bid bond, cashier's or certified check, shall become the property of the Maine Turnpike Authority; otherwise the check will be returned to the undersigned.

The performance of said Work under this Contract will be completed during the time specified in Subsection 107.1.

It is agreed that time is of the essence of this Contract and that I (we) will, in the event of my (our) failure to complete the Work within the time limit named above, pay to Maine Turnpike Authority liquidated damages in the amount or amounts stated in the Specifications.

The undersigned is an Individual/Partnership/Corporation under the laws of the State of _____, having principal office at _____, thereunto duly authorized.

_____ (SEAL)

_____ (SEAL)

*Affix Corporate Seal
or Power of Attorney
Where Applicable*

_____ (SEAL)

By: _____

Its: _____

Information below to be typed or printed where applicable:

INDIVIDUAL:

_____	_____
(Name)	(Address)

PARTNERSHIP - Name and Address of General Partners:

_____	_____
(Name)	(Address)

_____	_____
(Name)	(Address)

_____	_____
(Name)	(Address)

_____	_____
(Name)	(Address)

INCORPORATED COMPANY:

_____	_____
(President)	(Address)

_____	_____
(Vice-President)	(Address)

_____	_____
(Secretary)	(Address)

_____	_____
(Treasurer)	(Address)

MAINE TURNPIKE AUTHORITY

MAINE TURNPIKE

YORK TO AUGUSTA

CONTRACT AGREEMENT

This Agreement made and entered into between the Maine Turnpike Authority, and sometimes termed the "Authority", and _____

herein termed the "Contractor":

WITNESSETH: That the Authority and the Contractor, in consideration of the premises and of the mutual covenants, considerations and agreements herein contained, agree as follows:

FIRST: The parties hereto mutually agree that the documents attached hereto and herein incorporated and made a part hereof collectively evidencing and constituting the entire Contract to the same extent as if herein written in full, are the Notice to Contractors, the Accepted Proposal, the Specifications, the Plans, this Agreement, the Contract Bond and all Addenda to the Contract Documents duly issued and herewith enumerated:

SECOND: The Contractor for and in consideration of certain payments to be made as hereafter specified, hereby covenants and agrees to perform and execute all of the provisions of this Contract and of all documents and parts attached hereto and made a part thereof, and at his own cost and expense to furnish and perform everything necessary and required to construct and complete, ready for its intended purpose, in accordance with the Contract and such instructions as the Engineer may give, acceptable to the Authority, in the times provided, all of the Work covered and included under Contract No. _____ covering _____ as herein described.

THIRD: In consideration of the performance by the Contractor of his covenants and agreements as herein set forth, the Authority hereby covenants and agrees to pay the Contractor according to the Schedule of Prices set forth in the Proposal with additions and deductions as elsewhere herein provided in the times and in the manner stated in the Specifications. This Agreement shall insure to the benefit of, and shall be binding upon the parties hereto, and upon their respective successors and assigns; but neither party hereto shall assign or transfer his interest herein in whole or in part without the consent of the other, except as herein provided.

IN WITNESS WHEREOF the parties to this Agreement have executed the same in quintuplicate.

AUTHORITY -

MAINE TURNPIKE AUTHORITY

By: _____

Title: CHAIRMAN

Date of Signature: _____

ATTEST:

Secretary

CONTRACTOR -

CONTRACTOR

By: _____

Title: _____

Date of Signature: _____

WITNESS:

CONTRACT BOND

KNOW ALL MEN BY THESE PRESENTS that _____
of _____ in the County of _____ and State of _____
as Principal, and _____ a Corporation duly organized under the
laws of the State of _____ and having a usual place of business in _____

As Surety, are held and firmly bound unto the Maine Turnpike Authority in the sum of _____ Dollars (\$_____.____),
to be paid to said Maine Turnpike Authority, or its successors, for which payment, well and truly
to be made, we bind ourselves, our heirs, executors, successors and assigns jointly and severally
by these presents.

The condition of this obligation is such that the Principal, designated as Contractor in the
foregoing Contract No. _____ shall faithfully perform the Contract on his part and
satisfy all claims and demands incurred for the same and shall pay all bills for labor, material,
equipment and all other items contracted for, or used by him, in connection with the Work
contemplated by said Contract, and shall fully reimburse the Obligee for all outlay and expense
which the Obligee may incur in making good any default of said Principal, then this Obligation
shall be null and void; otherwise it shall remain in full force and effect.

Signed and sealed this _____ day of _____, A.D., 202____

Witnesses:

CONTRACTOR

_____	_____ (SEAL)
_____	_____ (SEAL)
_____	_____ (SEAL)

SURETY

_____	_____ (SEAL)
_____	_____ (SEAL)
_____	_____ (SEAL)

(Surety must attach copy of Power of Attorney showing authority of Office or Agent to execute bonds)

FINAL LIEN AND CLAIM WAIVER AND AFFIDAVIT

Upon receipt of the sum of _____, which sum represents the total amount paid, including the current payment for work done and materials supplied for Project No. _____, in _____, Maine, under the undersigned's Contract with the Maine Turnpike Authority.

The undersigned, on oath, states that the Final Payment of _____ is the final payment for all work, labor, materials, services and miscellaneous (all of which are hereinafter referred to as "Work Items") supplied to the said Project through _____ and that no additional sum is claimed by the undersigned respecting said Project.

The undersigned, on oath, states that all persons and firms who supplied Work Items to the undersigned in connection with said Project have been fully paid by the undersigned for such Work Items or that such payment will be fully effected immediately upon receipt of this payment.

In consideration of the payment herewith made, the undersigned does fully and finally release and hold harmless the Maine Turnpike Authority, and its Surety, if any, from any and all claims, liens or right to claim or lien, arising out of this Project under any applicable bond, law or statute.

It is understood that this Affidavit is submitted to assure the Owner and others that all liens and claims relating to the Work Items furnished by the undersigned are paid.

(Contractor)

By: _____

Title: _____

State of MAINE

County of _____

I, _____, hereby certify on behalf of _____
(Company Officer) (Company Name)

its _____, being first duly sworn and stated that the foregoing representations are
(Title)

are true and correct upon his own knowledge and that the foregoing is his free act and deed in said capacity
and the free act and deed of the above-named

(Company Name)

The above-named, _____, personally appeared before me this ____ day of _____ and swears that this is his free act and deed.

(SEAL)

Notary Public

My Commission Expires: _____

MAINE TURNPIKE AUTHORITY

SPECIFICATIONS

PART I – SUPPLEMENTAL SPECIFICATIONS

(Rev. November 10, 2016)

MAINE TURNPIKE AUTHORITY

SPECIFICATIONS

PART II – SPECIAL PROVISIONS

PART II - SPECIAL PROVISIONS

<u>SECTION</u>	<u>TITLE</u>	<u>PAGE</u>
	GENERAL DESCRIPTION OF WORK	SP-1
	PLANS	SP-1
101.2	DEFINITION	SP-1
103.4	NOTICE OF AWARD	SP-1
104.3.8	WAGE RATES AND LABOR LAWS	SP-1
104.4.6	UTILITY COORDINATION	SP-4
104.4.7	COOPERATION WITH OTHER CONTRACTORS	SP-5
105.8.2	PERMIT REQUIREMENTS	SP-5
105.8.3	WETLAND AND WATER BODY IMPACTS	SP-7
105.11	AS-BUILT PLANS	SP-7
105.11.1	AS-BUILT PLAN SUBMITTALS	SP-7
105.11.2	AS-BUILT PLAN REQUIREMENTS	SP-7
107.1	CONTRACT TIME AND CONTRACT COMPLETION DATE	SP-8
107.1.1	SUBSTANTIAL COMPLETION	SP-8
107.4.6	PROSECUTION OF WORK	SP-8
108.2.1	GENERATION OF PROGRESS PAYMENTS	SP-8
108.2.3	MOBILIZATION PAYMENT	SP-9
108.3	RETAINAGE	SP-9
203.	EXCAVATION AND EMBANKMENT	SP-10
401.	HOT MIX ASPHALT PAVEMENT	SP-12
403.	HOT MIX ASPHALT PAVEMENT	SP-20
409.	BITUMINOUS TACK COAT	SP-21

419.	SAWING AND SEALING JOINTS IN BITUMINOUS PAVEMENT (Sawing Bituminous Pavement)	SP-23
603.	PIPE CULVERTS AND STORM DRAINS (Corrugated Polyethylene Pipe)	SP-24
606.	GUARDRAIL (Delineator Post – Remove and Reset) (Delineator Post - Remove and Stack)	SP-25
610.	STONE FILL, RIPRAP, STONE BLANKET, AND STONE DITCH PROTECTION (Temporary Stone Check Dams)	SP-28
613.	EROSION CONTROL BLANKET	SP-30
619.	MULCH (Mulch – Plan Quantity) (Temporary Mulch)	SP-31
652.	MAINTENANCE OF TRAFFIC	SP-33
652.	MAINTENANCE OF TRAFFIC (Specific Project Maintenance of Traffic Requirements)	SP-61
719.	SIGNING MATERIAL	SP-63

MAINE TURNPIKE AUTHORITY

SPECIFICATIONS

PART II - SPECIAL PROVISIONS

All work shall be governed by the Maine Department of Transportation Standard Specifications, Revision of November 2014, except for that work which applies to sections of the Maine Department of Transportation Standard Specifications which are amended by the Maine Turnpike Supplemental Specifications and the following modifications, additions, and deletions.

General Description of Work

The work includes the construction of one new Emergency Vehicle Ramp at the Captain Thomas Road Underpass in the Town of Ogunquit. The work also includes maintenance of traffic and all other work incidental thereto in accordance with the Plans and Specifications.

Plans

The drawings included in these Contract Documents, and referred to as the Plans, show the general character of the work to be done under this Contract. They bear the general title “Maine Turnpike – Contract 2026.11 – Emergency Vehicle Ramp – Captain Thomas Road – Mile Marker 14.8”. The right is reserved by the Resident to make such minor corrections or alterations in the Plans as he deems necessary without change in the unit prices on the Schedule of Prices of the Proposal.

101.2 Definition

Holidays

The following is added after Memorial Day in the Supplemental Specifications:

Christmas 2025	Tuesday, December 23, 12:00 p.m. to Monday, December 29, 6:00 a.m.
----------------	-----------------------------------------------------------------------

103.4 Notice of Award

The following sentence is added:

The Maine Turnpike Authority Board is scheduled to consider the Contract Award on September 4, 2025.

104.3.8 Wage Rates and Labor Laws

Section 104.3.8 Wage Rates and Labor Laws has been amended as follows:

The fair minimum hourly rates determined by the State of Maine Department of Labor for this Contract will be provided to the Contractors via bid addendum when they are available.

THIS DOCUMENT MUST BE CLEARLY POSTED AT ALL CONSTRUCTION SITES FUNDED IN PART WITH STATE FUNDS

State of Maine
Department of Labor
Bureau of Labor Standards
Augusta, Maine 04333-0045
Telephone (207) 623-7906

Wage Determination - In accordance with 26 MRS §1301 et. seq., this is a determination by the Bureau of Labor Standards, of the fair minimum wage rate to be paid to laborers and workers employed on the below titled project.

2025 Fair Minimum Wage Rates – Highway & Earth York County

Occupational Title	Minimum Wage	Minimum Benefit	Total
Brickmasons And Blockmasons	\$36.50	\$3.75	\$40.25
Bulldozer Operator	\$32.90	\$6.94	\$39.84
Carpenter	\$29.41	\$3.92	\$33.33
Cement Masons And Concrete Finisher	\$26.50	\$0.00	\$26.50
Construction And Maintenance Painters	\$32.00	\$0.00	\$32.00
Construction Laborer	\$26.00	\$3.33	\$29.33
Crane And Tower Operators	\$39.07	\$8.73	\$47.80
Crushing Grinding And Polishing Machine Operators	\$28.00	\$5.35	\$33.35
Earth Drillers - Except Oil And Gas	\$22.42	\$4.18	\$26.60
Electrical Power - Line Installer And Repairers	\$43.26	\$16.55	\$59.81
Electricians	\$41.50	\$21.34	\$62.84
Elevator Installers And Repairers	\$71.21	\$43.75	\$114.96
Loading Machine And Dragline Operators	\$28.00	\$4.18	\$32.18
Excavator Operator	\$36.50	\$7.49	\$43.99
Fence Erectors	\$26.00	\$3.70	\$29.70
Flaggers	\$21.00	\$0.48	\$21.48
Floor Layers - Except Carpet/Wood/Hard Tiles	\$26.50	\$3.83	\$30.33
Glaziers	\$46.26	\$22.61	\$68.87
Grader/Scraper Operator	\$31.00	\$6.86	\$37.86
Hazardous Materials Removal Workers	\$21.13	\$1.14	\$22.27
Heating And Air Conditioning And Refrigeration Mechanics And Installers	\$35.00	\$5.49	\$40.49
Heavy And Tractor - Trailer Truck Drivers	\$26.50	\$4.92	\$31.42
Highway Maintenance Workers	\$26.25	\$3.05	\$29.30
Industrial Machinery Mechanics	\$29.50	\$3.83	\$33.33
Industrial Truck And Tractor Operators	\$26.17	\$3.49	\$29.66
Insulation Worker - Mechanical	\$25.50	\$6.07	\$31.57
Ironworker - Ornamental	\$31.37	\$25.82	\$57.19
Light Truck Or Delivery Services Drivers	\$22.50	\$3.93	\$26.43
Millwrights	\$33.00	\$9.21	\$42.21
Mobile Heavy Equipment Mechanics - Except Engines	\$30.00	\$5.19	\$35.19
Operating Engineers And Other Equipment Operators	\$36.84	\$4.82	\$41.66
Paving Surfacing And Tamping Equipment Operators	\$30.00	\$5.34	\$35.34
Pile-Driver Operators	\$36.00	\$2.87	\$38.87
Pipe/Steam/Sprinkler Fitter	\$36.00	\$9.30	\$45.30
Pipelayers	\$27.00	\$5.34	\$32.34
Plumbers	\$33.00	\$5.98	\$38.98
Pump Operators - Except Wellhead Pumps	\$56.03	\$34.76	\$90.79
Radio Cellular And Tower Equipment Installers	\$30.00	\$4.85	\$34.85
Reinforcing Iron And Rebar Workers	\$31.00	\$0.00	\$31.00
Riggers	\$30.50	\$8.25	\$38.75
Roofers	\$24.67	\$4.23	\$28.90
Sheet Metal Workers	\$27.00	\$6.21	\$33.21
Structural Iron And Steel Workers	\$32.02	\$11.13	\$43.15
Tapers	\$28.50	\$3.93	\$32.43
Telecommunications Equipment Installers And Repairers - Except Line Installers	\$31.00	\$5.43	\$36.43
Telecommunications Line Installers And Repairers	\$27.00	\$3.71	\$30.71

Welders are classified as the trade to which welding is incidental (e.g. welding structural steel is Structural Iron and Steel Worker)


Apprentices – The minimum wage rates for registered apprentices are the rates recognized in the sponsorship agreement for registered apprentices working in the pertinent classification.

For any other specific trade on this project not listed above, contact the Bureau of Labor Standards for further clarification.

Title 26 §1310 requires that a clearly legible statement of all fair minimum wage and benefits rates to be paid the several classes of laborers, workers and mechanics employed on the construction on the public work must be kept posted in a prominent and easily accessible place at the site by each contractor and subcontractor subject to sections 1304 to 1313.

Appeal – Any person affected by the determination of these rates may appeal to the Commissioner of Labor by filing a written notice with the Commissioner stating the specific grounds of the objection within ten (10) days from the filing of these rates.

A true copy

Attest: 
Scott R. Cotnoir
Wage & Hour Director
Bureau of Labor Standards

Expiration Date: 12-31-2025

104.4.6 Utility Coordination

This Subsection is amended by the addition of the following:

These Special Provisions outline the arrangements which have been established by the Authority for coordination of the work to be accomplished by the utilities. The scope and schedule of utility relocation work is noted herein. The Contractor shall plan and conduct his work accordingly.

General

Utility working days are Monday through Friday, conditions permitting. Times are estimated on the basis of a single crew for each utility. Any times and dates mentioned are estimates only and are dependent upon favorable weather, working conditions, and freedom from emergencies. The Contractor shall have no claim against the Authority if they are exceeded.

The Contractor shall plan and conduct his operations in accordance with the following utility schedule. The Contractor must comply with all OSHA regulations pertaining to work adjacent to utility wires. The Contractor shall plan and conduct his work accordingly.

Aerial utility adjustments are not anticipated as part of this project. If any unexpected utility relocations become necessary, they will be scheduled in compliance with Section 104 of the Standard Specifications and will be done by the utilities in conjunction with the work by the Contractor.

The Contractor shall provide all aerial utilities **2 weeks** notification for any and all work to be performed.

The following utilities are located within the Project limits. The Contractor shall ascertain the location of the existing utilities and any other necessary information by direct inquiry at the office of the following utility owners:

AERIAL UTILITIES

ELECTRIC:

Central Maine Power Company
83 Edison Drive
Augusta, ME 04330
ATTN: Customer Service 1-800-750-4000

Central Maine Power Company has aerial services within the project limits. No work or coordination is anticipated as part of this project.

CABLE:

Spectrum Cable / Charter Communications, Inc.

83 Anthony Ave
Augusta, ME 04330
ATTN: John Kilgore (207) 653-8611
john.kilgore@charter.com

Spectrum Cable / Charter Communications, Inc. has aerial services within the project limits. No work or coordination is anticipated as part of this project.

COMMUNICATION:

Consolidated Communications
5 Davis Farm Road
Portland, ME 04103
ATTN: Neil Lassard (207) 232-8767
neil.lassard@consolidated.com

Consolidated Communications has aerial services within the project limits. No work or coordination to address conflicts is required as part of this project.

UNDERGROUND UTILITIES

(NONE)

104.4.7 Cooperation With Other Contractors

This Subsection is amended by the addition of the following:

MTA will be installing an Automatic Gate Entry System at the southbound Emergency Vehicle Ramp, as shown on the Plans. MTA will also be installing an Automatic Gate Entry System at the northbound Emergency Vehicle Ramp. MTA plans to install the Automatic Gate Entry System before this contract's Substantial Completion Date. The Contractor shall coordinate with MTA as necessary for the installation of these gates.

Adjacent contracts currently scheduled for 2025 construction season include:

- MTA 2025.01 Pavement Rehabilitation, Guardrail & Drainage Improvements, Bridge Joint Repairs
- MTA 2025.04 Bridge Repairs

105.8.2 Permit Requirements

The Project is subject to the Stormwater Memorandum of Agreement for Stormwater Management Between the Maine Department of Transportation, Maine Turnpike Authority, and Maine Department of Environmental Protection (Stormwater MOA). Under the Stormwater

MOA, all MTA construction, operation, and maintenance activities are subject to Maine Stormwater Law Basic Standards through implementation of MaineDOT's Best Management Practices for Erosion and Sedimentation Control (MaineDOT BMP Manual), which are the Contractor's responsibility to implement.

The Project is subject to the requirements of the Maine Pollutant Discharge Elimination System (MPDES) General Permit for Stormwater Discharge from Construction Activity, as promulgated by the US Environmental Protection Agency (US EPA) and Administered by the Maine Department of Environmental Protection (DEP).

The Contractor shall review the limits of disturbance plan (LOD) in the contract plans, illustrating the Contractor's proposed limit of earthwork disturbance. The Contractor shall review their proposed construction access locations, material, and temporary waste storage locations with the Resident prior to start of work. The Contractor is not limited to the erosion and sedimentation control devices shown on the Contract LOD plan.

The LOD for this Contract has been estimated to be 0.986 acres.

If at any time during the Contract, the Limit of Disturbance needs to be adjusted to accommodate construction activities, the Contractor shall create and submit a revised LOD plan (including any additional erosion and sedimentation control measures needed) to the Resident for review and approval prior to any additional disturbance taking place:

- If the cumulative area of disturbance is less than one acre, the Resident shall have a minimum of five (5) working days to approve the revised LOD plan.
- If the cumulative area of disturbance exceeds one acre, the Resident shall first approve of the plan and then possibly submit a MCGP NOI for Maine DEP approval. The approval may take a minimum of 14 working days once submitted to Maine DEP.

Payment for creating, revising, and completing this plan shall be incidental to Item 659.10, Mobilization.

Compliance with the erosion and sedimentation control requirements outlined in this Contract is required by the Contractor.

The Contractor shall comply with the general conditions outlined in the Maine Erosion and Sedimentation Control Law and the Maine Pollutant Discharge Elimination System General Permit for stormwater discharge associated with construction activity. The Contractor shall indemnify and hold harmless the Maine Turnpike Authority or its agents, representatives and employees against any and all claims, liabilities or fines arising from or based on the violation of the above noted permits.

105.8.3 Wetland and Water Body Impacts

There are wetland impacts associated with the construction of the EVR at Captain Thomas Road. The Contractor shall not impact these wetlands beyond the limits shown in the Plans.

105.11 As-Built Plans

The Contractor shall provide the Authority with as-built plans in PDF and MicroStation or AutoCAD. The as-built plans shall note changes to the bid documents, including, but not limited to pavement, concrete, barrier, guardrail, culverts, drainage, foundations, wiring, signs, etc. The as-built plans shall also provide GPS accurate locations of all underground work. Submittal of Draft, Final Draft, and 100% as-built plans to the Resident shall be conditions of Mobilization Payment, Retainage Reduction, and Final Payment as noted in Special Provision 108.

105.11.1 As-Built Plan Submittals

The Contractor shall make the following submittals of as-built plans to the Resident as part of the conditions of Mobilization Payment, Retainage Reduction, and Final Payment as noted in Special Provision 108:

- a. Draft As-built Plans containing any underground work completed within the prior 30 day period once 50% of the Work is complete.
- b. Final Draft As-Built Plans containing all underground work
- c. 100% As-Built Plans containing all underground work and changes.

105.11.2 As Built Plan Requirements

As-built plans and CADD files shall conform to the following requirements:

- a. Include legend of line weights and styles
- b. Project stationing shall be on its own layer and be color white
- c. Changes to pavement, concrete, barrier, guardrail, foundations, signs etc. shall be on their own layer and be color brown
- d. Electric power lines, cable, conduit, and lighting cables shall be on their own layer and be color red
- e. Gas, oil, steam, petroleum, or gaseous materials shall be on their own layer and be color yellow
- f. Communication, alarm or signal lines, cables, or conduit shall be on their own level and be color orange
- g. Potable water shall be on its own layer and be color blue
- h. Sewers and drain lines shall be on their own layer and be color green
- i. Reclaimed water, irrigation, and slurry lines shall be on their own level and be color purple

107.1 Contract Time and Contract Completion Date

This Subsection is amended by the addition of the following:

All work shall be completed on or before June 12, 2026.

All work at the Emergency Vehicle Ramp shall be substantially complete by November 21, 2025. Supplemental Liquidated Damages on a calendar day basis in accordance with Subsection 107.8 shall be assessed for each calendar day that substantial completion is not achieved.

107.1.1 Substantial Completion

This Subsection is amended by the addition of the following:

Substantially complete shall be defined by the Authority as the following:

At the Emergency Vehicle Ramp at Captain Thomas Road, substantially complete shall be defined by the Authority as the following:

- All roadway work except surface pavement, loam, and seed, complete and available for traffic.

Supplemental Liquidated damages on a calendar day basis in accordance with Subsection 107.8 shall be assessed for each calendar day that substantial completion is not achieved

107.4.6 Prosecution of Work

The Contractor shall submit to the Authority a construction schedule which shall document that the Contractor has the necessary labor and equipment to work immediately and continuously at the project site. The intent of this specification is to minimize the amount of time of mainline traffic impacts, while providing the Contractor sufficient time to complete the work in a diligent manner and open the Emergency Vehicle Ramp as prescribed by the project's Substantial Completion date.

108.2.1 Generation of Progress Payments

The Authority will estimate the amount of Work performed at least monthly and make payment based upon such estimates. Estimates may be paid bimonthly (twice-a-month) if the bimonthly (twice-a-month) invoices exceed \$100,000. No such estimates or payment will be made if, in the judgment of the Authority, the Work is not proceeding in accordance with the provisions of the Contract. The Contractor agrees to waive all claims related to the timing and amount of such estimates.

108.2.3 Mobilization Payment

The second paragraph is deleted in its entirety and replaced with the following:

Upon approval of all pre-construction submittals required for approval by this Contract, including those listed in Section 104.4.2 – Preconstruction Conference, the Contractor will receive payment of 50% of the Lump Sum price for Mobilization, not to exceed 5% of the Bid less the amount bid for Mobilization. After the Authority determines that the Work is 50% complete and the Contractor has submitted a Draft (50%) as-built submittal of all underground work to date (within the prior 30 day pay period) as defined in Special Provision 105., the Contractor will receive the other 50% of the Lump Sum price for Mobilization, not to exceed 5% of the Bid less the amount bid for Mobilization. Any remaining Mobilization will be at the completion of physical work.

108.3 Retainage

The seventh paragraph is deleted in its entirety and replaced with the following:

When requested by the Contractor, an 80 percent reduction of retainage will be considered by the Authority when the Project is substantially complete and the Contractor has submitted a Final Draft (98%) as-built submittal of all underground work, in accordance with Special Provision 105. When requesting a reduction, the Contractor shall include an explanation of the outstanding Work, an estimate of the cost to complete the Work, and a schedule for completing the Work. Seasonal limitations as well as warranty and establishment periods (for vegetation) shall be addressed.

SPECIAL PROVISION

SECTION 203

EXCAVATION AND EMBANKMENT

203.01 Description

The following paragraph is added:

This work shall consist of cutting, removing and disposing of the full depth of existing bituminous concrete pavement at the approaches to the bridge structures within the limits of work as shown on the Plans or as approved by the Resident. The pavement shall be sawcut to the full depth of pavement at the limits of the excavation to provide a clean, vertical cut surface.

203.04 General

The following sentence is added to the end of the third paragraph.

There are no approved waste storage areas or waste areas within the Project limits unless shown on the Plans. Unsuitable materials shall be disposed of off-site in accordance with Subsection 203.06.

All excavations shall be accomplished in accordance with the applicable OSHA Standards. The Resident reserves the right to request the Contractor to prepare an excavation plan. This plan shall include, but not necessarily be limited to, the limit and depth of excavation, side slope, shoring, trench box and utility support.

203.10 Embankment Construction - General

The thirteenth and fourteenth paragraphs are deleted and replaced with the following:

All portions of the embankment shall be compacted in accordance with the designated embankment compaction requirements specified for the Project.

The existing slopes should be benched as shown on the drawings prior to placing additional fill. Embankment fill should be placed in lifts which extend laterally beyond the limits of the design side slopes such that the specified degree of compaction is achieved within the limits of the completed embankment. The slopes should then be trimmed back to design dimensions.

203.16 Winter Construction of Embankments

The word “core” is deleted from the first and second sentences in the first paragraph.

203.18 Method of Measurement

The following paragraphs are added:

There will be no additional payment for the required excavation plan, and costs shall be incidental to the Excavation items.

SPECIAL PROVISIONSECTION 401HOT MIX ASPHALT PAVEMENT

Section 401 of the Maine Turnpike Authority 2016 Supplemental Specifications is modified as follows:

401.01 Description

The following paragraph is added:

A Quality Control Plan (QCP) is required.

401.02 Materials

Section 401.02 is deleted in its entirety and replaced with the following:

Aggregates for HMA Pavements Coarse Aggregate and fine aggregate for HMA pavements shall be graded such that when combined in the proper proportions, including filler if required, the resultant blend will meet the composition of mixture for the type of pavement specified. Materials shall meet the requirements specified in Section 700 – Materials:

Asphalt Cement	702.01
Aggregates for HMA Pavement	703.07
RAP for HMA Pavement	703.08
HMA Mixture Composition	703.09

Mainline Surface HMA Coarse aggregate: The material retained on the No. 4 sieve, shall consist of angular fragments obtained from crushed quarry stone and be free of dirt or other objectionable materials. Coarse aggregate shall have a Micro-Deval value of 15.0 percent or less as determined by AASHTO T 327. The crushed stone shall have a maximum of 1.5% material finer than the No. 200 mesh when tested in accordance with AASHTO T-11. Flat and elongated particles shall not exceed a maximum of 8% at a 5:1 ratio in accordance with ASTM D-4791. Coarse aggregate angularity shall be a minimum of 95/90 in accordance with AASHTO T-335.

Mainline Surface HMA Fine aggregate: The material passing the No. 4 sieve, shall be crushed manufactured sand free from dirt, clay balls, or other objectionable material. Natural sand may be incorporated into the mix at a rate no greater than 10 percent by weight of total aggregate. The unconfined void content of the fine aggregate blend shall be a 45 minimum value when tested in accordance with AASHTO T-304, method A. AASHTO T-176 sand equivalent value shall be a 45 minimum.

Asphalt Low Modulus Joint Sealer: Asphalt Low Modulus Joint Sealer shall be a modified asphalt and rubber compound designed for sealing and improving the strength and performance of

the base asphalt cement and shall conform to ASTM D6690 Type IV and the following specifications:

Cone Penetration	90-150
Flow @ 60°C [140°F]	3.0mm [1/8 in] max
Bond, non-immersed	Three 12.7mm [½ in] specimens pass 3 cycles @ 200% extension @ -29°C [-20°F]
Resilience, %	60 min
Asphalt Compatibility, ASTM D5329	pass*

* There shall be no failure in adhesion, formation of any oily exudate at the interface between the sealant and asphaltic concrete or other deleterious effects on the asphaltic concrete or sealant when tested at 60°C [140°F].

The contractor shall provide the Resident or authorized representative with a copy of the material manufacturer's recommendations pertaining to heating, application, and reheating prior to the beginning of operations or the changing of materials.

Section 401.021 Recycled Asphalt Materials

Delete the second paragraph and replace with the following:

In the event that RAP source or properties change, the Contractor shall notify the Authority of the change and submit new documentation stating the new source or properties. A plant produced test batch meeting all requirements including Hamburg Wheel Tracker results shall be produced using the new RAP source or properties.

Section 401.03 Composition of Mixtures

Section 401.03 is deleted in its entirety and replaced with the following:

HMA pavement mixtures for base, intermediate, shim and local road bridge projects shall be a currently approved MDOT design unless otherwise noted. A maximum of 20% RAP may be used. VMA shall meet the requirements listed in Table 1.

HMA pavement mixtures for Mainline surface paving projects shall conform to the following requirements:

The Contractor shall compose the Hot Mix Asphalt Pavement with aggregate, Performance Graded Asphalt Binder (PGAB), and mineral filler if required. HMA shall be designed and tested according to AASHTO R35 and the volumetric criteria in Table 1. The Contractor shall size, uniformly grade, and combine the aggregate fractions in proportions that provide a mixture

meeting the grading requirements of the Job Mix Formula (JMF). The Contractor may use a maximum of 15 percent reclaimed asphalt pavement (RAP) in any mainline surface course.

The Contractor shall submit a job mix formula (JMF) developed for each specified mixture at least 30 days prior to placement.

The JMF shall establish a single percentage of aggregate passing each sieve size within the limits shown in Subsection 703.09. The mixture shall be designed and produced, including all production tolerances, to comply with the allowable control points for the particular type of mixture as outlined in Subsection 703.09. The JMF shall state the original source, gradation, and percentage to be used of each portion of the aggregate and mineral filler if required. It shall also state the proposed PGAB content, the name and location of the refiner, the supplier, the source of PGAB submitted for approval, the type of PGAB modification if applicable, and the location of the terminal if applicable.

In addition, the Contractor shall provide the following information with the proposed JMF:

- Properly completed JMF indicating all mix properties (Gmm, VMA, VFB, etc.).
- Stockpile Gradation Summary.
- Test reports for individual aggregate consensus properties
- Design Aggregate Structure Consensus Property Summary.
- Design Aggregate Structure Trial Blend Gradation Plots (0.45 power chart).
- Trial Blend Test Results for at least three different aggregate blends.
- Selected design aggregate blend.
- Test results for the selected design aggregate blend at a minimum of three binder contents.
- Test results for final selected blend compacted to N_{max} .
- Specific Gravity for the PGAB to be used.
- Recommended mixing and compaction temperatures from the PGAB supplier.
- Data Sheets (SDS) For PGAB.
- Asphalt Content vs. Air Voids trial blend curve.
- Test report for Contractor's Verification sample.
- Summary of RAP test results (if used), including count, average and standard deviation of binder content and gradation.

At the time of JMF submittal, the Contractor shall identify and make available the stockpiles of all proposed aggregates at the plant site. There must be a minimum of 150 ton for coarse aggregate stockpiles, 75 ton for fine aggregate stockpiles before the JMF may be submitted. The Authority shall obtain samples for laboratory testing. The Contractor shall also make available to the Authority the PGAB proposed for use in the mix in enough quantity to test the properties of the asphalt and to produce samples for testing of the mixture. Before the start of paving, the Contractor and the Authority's representative shall test a production sample in the Contractor's laboratory for evaluation. If the Authority finds the mixture acceptable, an approved JMF will be forwarded to the Contractor. The Authority will then notify the Contractor that paving may commence. The first day's production shall be monitored, and the approval may be withdrawn if the mixture exhibits undesirable characteristics such as checking, shoving or displacement. The Contractor shall be allowed to submit aim changes within 24 hours of receipt of the first Acceptance test result for an individual JMF. Adjustments will be allowed of up to 2% on the percent passing the 2.36 mm sieve through the 0.075 mm and 3% on the percent passing the 4.75 mm or larger sieves. Adjustments will be allowed on the %PGAB of up to 0.2 percent. Adjustments will be allowed on GMM of up to 0.010.

Approved mix designs from the previous calendar year may be carried over, however no aim changes will be granted for a carryover mix design and the initial design must not be older than the previous paving season.

The Contractor shall submit a new JMF for approval each time a change in material source or materials properties is proposed. The same approval process shall be followed. The cold feed percentage of any aggregate except natural sand may be adjusted up to 10 percentage points from the amount listed on the JMF, however no aggregate listed on the JMF shall be eliminated. Natural sand may be adjusted up to 5 percent from the amount listed on the JMF but shall not exceed 10% by weight of total aggregates. The cold feed percentage for RAP may be reduced up to five percentage points from the amount listed on the JMF and shall not exceed the percentage of RAP approved in the JMF or for the specific application.

TABLE 1
VOLUMETRIC DESIGN CRITERIA

Design ESAL's (Millions)	Required Density (Percent of G _{mm})			Voids in the Mineral Aggregate (VMA)(Minimum Percent)				Voids Filled with Binder (VFB) (Minimum %)	Fines/Eff. Binder Ratio
				Nominal Maximum Aggregate Size (mm)					
	N _{initial}	N _{design}	N _{max}	19	12.5	9.5	4.75		
10 to <30	<89.0	96.0	≤98.0	13.5	14.5	15.5	15.5	65-80	0.6-1.2

As part of the JMF submittal, there are Hamburg Wheel Tracker requirements, the Contractor shall provide the Authority the test results in accordance with AASHTO T324. The results shall be generated by a third-party independent testing laboratory as approved by the

Authority. The test results for each individual specimen as well as the average shall meet the requirements of Table 1A

TABLE 1A
HAMBURG WHEEL TRACKER REQUIREMENTS

Specified PG Binder Grade	Test Temperature (°C)	Maximum Rut Depth (mm)	Minimum Number of Passes	Minimum Allowable SIP*
64-28	45	12.5	20,000	15,000
64E-28	45	8.0	20,000	15,000
70E-34	45	6.3	20,000	15,000

Section 401.04 Temperature Requirements

Add the following line item after the third bullet:

- Any HMA placed over bridge deck membrane shall have a minimum temperature of 300° F measured directly behind the screed in the uncompacted mat.

Add the following paragraph:

No vehicular loads shall be permitted on newly completed pavement until adequate stability has been attained and the material has cooled sufficiently to prevent distortion or loss of fines. The newly paved area may be opened to traffic after the internal temperature of the pavement has cooled to 120° F. The Resident will test the internal temperature of the pavement and shall be the sole judge as to the opening to traffic. The period of time before opening to traffic may be extended at the discretion of the Resident. The lane closure may not be removed until the internal temperature has cooled to 120° F.

Section 401.06 Weather and Seasonal Limitations

The first paragraph shall be deleted and replaced with:

The Contractor may place Hot Mix Asphalt Pavement for use other than a traveled way wearing course, provided that the air temperature as determined by an approved thermometer (placed in the shade at the paving location) is 45°F or higher and the area to be paved is not frozen. The Contractor may place Hot Mix Asphalt Pavement as traveled way wearing course, provided the air temperature determined as above is 50°F or higher. For the purposes of this Section, the traveled way includes truck lanes, ramps, approach roads, shoulders, and auxiliary lanes. The atmospheric temperature for all courses on bridge decks shall be 50°F or higher.

Section 401.08 Hauling Equipment Trucks for Hauling HMA

Add the following paragraphs:

The undercarriage of haul units actively hauling HMA to the site shall be relatively free of dust / mud agglomerations. Haul units found to be contaminating the paving surface shall be removed from the site and cleaned prior to returning.

The contractor shall supply enough haul units such that paving is continuous and without any delays or paver speed changes during the installation of mainline wearing course or any course placed on a bridge deck. The contractor will be charged a fee of \$1000 for every occurrence if paving is either stopped or the paver must slow down to avoid stopping due to inadequate number of haul units at the sole discretion of the Authority. In addition to the fee a Quality Control Violation as outlined in Section 106.4.6 will be issued for every shift which does not have enough haul units. The Quality Control Violation will start at the 2nd incident.

Section 401.09 Pavers

Add the following to the end of the fourth paragraph:

The forward operating speed of the paver shall be limited based on the course being placed. A shim or leveling course shall have a maximum speed of 50 feet per minute (fpm). Any base, intermediate, or surface course shall have a maximum paver speed of 40 fpm. The limited speed is not to be calculated on an average basis over time but shall be the actual limitation at any moment during the paving operation.

Section 401.091 Material Transfer Vehicle (MTV)

The first paragraph shall be deleted and replaced with:

When required by Special Provision Section 403, the paver shall be supplied mixture by a material transfer vehicle (Roadtec SB2500 or approved equal) capable of receiving and storing bituminous mixture from haul trucks, remixing, and delivering the mix to the paver hopper in a consistently uniform manner.

The fourth paragraph shall be deleted and replaced with:

The MTV shall be designed so that the mix receives additional mixing action.

Section 401.11 Preparation of Existing Surface

Add the following paragraph:

The contractor will be permitted to be generally innovative in methods to dry existing wet or damp pavement. Any method which causes damage or burning of the existing pavement, or which causes debris to fly into traffic shall be discontinued.

Section 401.111 Layout

The contractor shall layout the site prior to any pavement course or final striping. Layout shall be achieved by physical measurements obtained every 50' along the length to be paved or striped from a fixed reference point. The contractor shall transfer the measurements to the pavement surface every 50' and apply a paint mark at each location. The marks shall then be connected by a smoothed string line and subsequent paint marks applied along the string at no greater than 10' intervals. The Resident will inspect the layout line before associated activities may begin.

Section 401.165 Longitudinal Joint Density

The first paragraph shall be deleted and replaced with:

When noted in Special Provision Section 403, the Authority will measure the pavement density of longitudinal joints between adjoining mainline travel lanes in both the unconfined and confined condition as determined by the days paving operation.

The eighth paragraph shall be deleted and replaced with:

The minimum density of the completed pavement shall be 92.0 percent of the theoretical maximum density obtained. Two consecutive failing tests shall result in production shut down. Prior to resuming paving operations, the contractor quality control unit shall satisfy the Authority that the paving operation will produce joint densities in compliance with the Specifications.

The eleventh paragraph and associated table shall be deleted and replaced with:

Payment reduction will be applied to each subplot that has a density lower than 92.0% as outlined below.

PERCENT COMPACTION	PERCENT PAY
92.0 or greater	100
91.9 to 90.0	95
89.9 to 88.5	90
88.4 or less	80

Section 401.17 Joints

Delete the following sentence from the third paragraph:

“The Authority may allow feathered or "lap" joints on lower base courses or when matching existing base type pavements.”

The fourth paragraph shall be deleted and replaced with:

When required by Special Provision Section 403, Mainline Longitudinal joints shall be constructed as notched-wedge joint and constructed in a manner that will best ensure joint integrity.

Section 401.18 Quality Control

Add the following paragraph v. to the QCP requirements

v. The contractor shall provide a detailed plan outlining how the number of haul units will be determined and supplied to the project to prevent the paver from stopping on mainline wearing course and bridge deck paving over membrane

The following shall be added to section c. Quality Control Technician(s) QCT:

The QCT shall be on site during paving operations performing quality control activities. QCT's shall not act as equipment operators, trainers or laborers.

Section 401.191 Inspection/Testing

In paragraph nine delete and replace Item #8 with:

8. Secure High-Speed Internet Access

401.21 Method of Measurement

The second paragraph shall be deleted and replaced with:

A reduction in payment will occur when the voids, asphalt content, and density are other than the limits specified below for 100 percent payment. The payment reduction for voids and PGAB content and density will be based upon each subplot (500 tons) of production as specified in Subsections 401.162, 401.163, 401.164, and 401.165. The Contractor may request one retest for each failing subplot for core density only. The original core density and the recut core density shall be averaged together to determine payment for the subplot. No retest will be allowed for voids or asphalt content. The Contractor shall pay \$250.00 for each additional core tested. Pavement restoration will not be measured separately for payment but shall be incidental to the respective pay item.

SPECIAL PROVISIONSECTION 403HOT MIX ASPHALT PAVEMENT

Course	HMA Grading	Item Number	Total Thickness	No. of Layers	Complimentary Notes
--------	-------------	-------------	-----------------	---------------	---------------------

Emergency Vehicle Ramps

Wearing	12.5mm	403.208	1.5"	1	C,I
Base	12.5mm	403.213	2.5"	1	C,I

COMPLEMENTARY NOTES

- A. The required PGAB for this mixture shall be **64E-28**.
- B. RAP may not be used.
- C. The Maine DOT will conduct the job mix verification. The aggregate qualities shall meet the design traffic level of 3 to <10 million ESALS for mix placed under this contract. Minimum and Maximum PGAB content limits from 401.21 shall not apply.
- D. The MTA will conduct the job mix verification. The aggregate qualities shall meet the design traffic level of 10 to <30 million ESALS for mix placed under this contract. The design verification, Quality Control, and Acceptance tests for this mix will be performed at **75 gyrations**. (N design)
- E. A material transfer vehicle (MTV) shall be used for the placement of Hot Mix Asphalt wearing surface on all roadways including acceleration and deceleration lanes and all ramps.
- F. Joints shall be constructed as the “notched wedge” type in accordance with Subsection 401.17.
- G. Joint density will be measured in accordance with Subsection 401.165.
- H. PGAB shall conform to the provisions of 403.02 – Polymer Modified PGAB for HMA
- I. The contractor shall furnish a quality control technician equipped with an approved densometer to ensure density requirements are met.
- J. Hydrated Lime shall be incorporated into the mixture.
- K. The antistrip additive Zycotherm manufactured by Zydex Industries shall be incorporated into the PGAB at a rate of 0.1%.

SPECIAL PROVISION

SECTION 409

BITUMINOUS TACK COAT

409.01 Description

This Subsection is deleted and replaced with the following:

This work consists of furnishing and applying one uniform application of Emulsified Asphalt RS-1 or RS-1h conforming to the specifications of AASHTO M-140. The application rate shall be 0.04 gal/yd²

409.05 Equipment

Add “or as determined by the Resident”, after the words “gal/yd²” in the fourth line of the second paragraph of this Subsection.

409.06 Preparation of Surface

The following paragraph is added:

All existing pavement and shoulder areas on which bituminous concrete mixtures are to be placed shall receive a tack coat. The surface area where the tack coat is to be applied shall be dry and cleaned of all dirt, sand, and loose material. Cleaning shall be accomplished by use of revolving brooms or mechanical sweepers. Undesirable material not removed by the above means shall be cleaned by hand sweeping or scraping, or a combination of both. Small areas otherwise inaccessible may be swept with hand brooms. The tack coat shall be applied only when the existing surface is dry.

409.08 Method of Measurement

The following paragraphs are added:

Measurement will be based on delivery slips made out in duplicate by the Contractor and signed by the Resident, or his representative, at the point of delivery. One of these slips shall be retained by the Resident and one by the Contractor. Delivery slips shall be furnished by the Contractor and shall provide space for identifying the vehicle and driver, for stating the volume of material carried, the source of the material, the date, and the Resident or his representative's signature.

Material included in the delivery slips and not used or rejected shall be deducted from the amount being measured for payment. Each day's delivery slips shall be reconciled by the Contractor and the Resident within 24-hours.

Cleaning of the surface area where tack coat is to be applied shall be incidental to Item 409.152, Bituminous Tack Coat - Applied.

409.09 Basis of Payment

The following pay items are added:

<u>Pay Item</u>	<u>Pay Unit</u>
409.15 Bituminous Tack Coat RS-1 or RS1h– Applied	Gallon
409.152 Bituminous Tack Coat NTSS-1HM Trackless– Applied	Gallon

SPECIAL PROVISIONSECTION 419SAWING AND SEALING JOINTS IN BITUMINOUS PAVEMENT

(Sawing Bituminous Pavement)

419.01 Description

This work consists of sawing bituminous concrete pavement as shown on the Plans, as specified herein or as approved by the Resident.

419.02 General

The bituminous concrete pavement to be sawed shall be accurately marked before cutting. The marking shall be in accordance with the locations as shown on the Plans or as approved by the Resident. Cutting shall be with an approved power driven saw with an abrasive blade.

Unless otherwise noted or directed, the sawcut shall be vertical, a minimum of 3/8 inch wide, and extend to the depth as shown on the Plans.

Residue or debris from the sawing operation shall be removed immediately and legally disposed of by the Contractor.

419.03 Method of Measurement

Sawing Bituminous Pavement will be measured by the linear foot of pavement actually cut and accepted. No additional payment will be made for variations in the pavement thickness.

419.04 Basis of Payment

Sawing Bituminous Pavement will be paid for at the Contract unit price per linear foot which shall be full compensation for all materials, tools, equipment labor, and all incidentals necessary for the completion of the work to the satisfaction of the Resident. The disposal of sawcut residue shall be incidental to this item.

Payment will be made under:

Pay ItemPay Unit

419.30 Sawing Bituminous Pavement

Linear Foot

SPECIAL PROVISION

SECTION 603

PIPE CULVERTS AND STORM DRAINS

(Corrugated Polyethylene Pipe)

603.01 Description

The following paragraph is added:

This work shall also consist of furnishing and installing various sizes of corrugated HDPE pipe, including a dual wall adaptor fitting by Hancor or an approved equal as shown on the plans. No other pipe types within the Option III alternatives will be accepted.

603.02 Materials

All Corrugated High Density Polyethylene (HDPE) pipe for storm water and drainage systems shall meet the requirements of Subsection 706.06.

603.12 Basis of Payment

Corrugated HDPE pipe will be paid for under the appropriate sized Culvert Pipe Option III pay items.

SPECIAL PROVISION

SECTION 606

GUARDRAIL

(Delineator Post – Remove and Reset)
(Delineator Post - Remove and Stack)

606.01 Description

The following paragraphs are added:

This work shall also consist of furnishing and installing new delineator posts and/or removing and resetting and/or removing and stacking existing delineator posts within the Contract limits. The existing reflectorized delineator panels shall be removed and replaced with new reflectorized delineator panels as required by the Resident.

Existing and new delineator posts shall be located as follows, with the indicated panel:

Outside Shoulder:

- One at guardrail trailing ends (green delineator).
- Two at guardrail approach ends (one red delineator on first post and one red delineator on angle points.)

Median:

- One at guardrail trailing ends (green delineator, facing traffic).
- Two at guardrail approach ends (one red delineator on first post of CAT units, green on guard rail side, red on median opening side; and one red (both sides) delineator at angle point.)
- One at all other median guardrail angle points (red on both sides)

Other Locations:

- One at culvert outlets (green delineator).
- Twenty per mile evenly spaced at the edge of outside shoulder (white delineator).
- One at electrical junction boxes not associated with another item (red delineator).
- One at communication only junction boxes not associates with another item (orange delineator).

Delineator posts that do not exist in the locations described above, shall be supplied and installed by the Contractor. The installation of the delineator post shall include the demountable reflectorized delineator panel.

White edge delineators shall not be installed on any portion of the widened shoulder for Guardrail 350 Flared Terminal installations, and shall not be installed behind the Guardrail 350 Flared Terminal rail segments.

606.02 Materials

The following paragraphs are added:

Non-guardrail Delineator Posts shall conform to Subsection 606.02 paragraph 3.

The seventh through ninth sentences of the fourth paragraph are deleted and replaced with the following:

Reflectorized flexible guardrail markers shall be a minimum of 2-inches in diameter, a maximum of 36" in length, ovalized at the top of the post to allow application of 3 inch by 9 inch high intensity reflective sheeting, and shall be capable of recovering from repeated impacts. The flexible guardrail delineator markers shall be grey and capped at the top with a flexible rubber cap; Safe-Hit Flexible Guardrail Delineator or approved equal. Reflective material shall meet the requirements of ASTM Type IX Diamond Grade VIP (Visual Impact Performance).

The demountable reflectorized delineator panels shall meet the material requirements of Subsection 719.06. The delineator panel shall be rectangles measuring 9" x 3".

606.03 Posts

The following paragraphs are added:

The top of delineator posts shall be installed 4' - 6" (54")) above edge of pavement elevation. Delineators shall be installed four feet from edge of pavement except those delineating end treatments, culverts and electrical items.

Mile marker posts shall be mounted on breakaway supports. The bottom of the sign shall be 5' - 0" (60") above the pavement at the solid white line and shall be offset five feet from the edge of pavement.

A mock-up of the guardrail delineator posts shall be submitted to the Resident for approval prior to installation.

Any materials damaged by the Contractor's operations shall be replaced at no additional cost to the Authority.

Top of the delineator panel shall be flush with the top of post.

606.08 Method of Measurement

The following paragraphs are added:

Delineator Posts shall be measured by each unit satisfactorily installed. Delineator Post-Removed and Reset will be measured by each unit satisfactorily removed and reset. Delineator Posts Removed and Stacked will be measured by each unit satisfactorily removed and stacked.

Mile Marker post shall be measured for payment as Delineator Post. The breakaway supports shall be incidental to the Underdrain Delineator Post pay item.

606.09 Basis of Payment

The following sentences are added:

The accepted quantity of Delineator Posts will be paid for under the Underdrain Delineator Post item, at the Contract unit price per each which price shall be full compensation for the post and specified delineator or mile marker panel, complete in place.

The accepted quantity of Delineator Post - Removed and Reset will be paid for at the Contract unit price each, which price shall be full compensation for removing and resetting the delineator panel or mile marker panel and post and all incidentals necessary to complete the work.

The accepted quantity of Delineator Posts Removed and Stacked will be paid for at the Contract unit price each, which price shall be full compensation for removing and stacking delineator panel or mile marker panel and posts and all incidentals necessary to complete the work.

Payment will be made under:

<u>Pay Item</u>	<u>Pay Unit</u>
606.3561 Delineator Post - Remove and Reset	Each
606.3562 Delineator Post - Remove and Stack	Each

SPECIAL PROVISION

SECTION 610

STONE FILL, RIPRAP, STONE BLANKET AND STONE DITCH PROTECTION

(Temporary Stone Check Dams)

610.01 Description

Paragraph (g) is added as follows:

(g) Stone Check Dams – Machine placed stone, including the placement, removal and storage of the stone used for temporary stone check dams.

610.032.e. Stone Check Dams

The following paragraph is added:

Stone check dams shall be constructed in accordance with the details as shown on the Plans, detailed in the MaineDOT's latest Best Management Practices, or as approved by the Resident. The stone shall be placed in one operation without special handling or handwork except to create a low point along the top gradient above the ditch flow lines.

The following Subsection is added:

610.033 Removing Stone

The stone for temporary stone check dams shall be removed after vegetation has been established in the ditches as approved by the Resident.

Any damage to the slopes and ditches caused by the removal of the stone check dams shall be repaired by the Contractor at his own expense.

The area directly under the temporary stone check dams shall be loamed, seeded and mulched immediately after the removal of the stone check dams. The loam, seed and mulch will be measured for payment under the appropriate pay items.

Stone used for temporary stone check dams shall be removed and stored and shall become the property of the Contractor at the completion of the Project.

The following Subsection is added:

610.034 Maintenance

Stone check dams shall be maintained by the Contractor. Sediment deposits behind check dams shall be removed when the depth of sediment reaches 50 percent of the check dam height.

610.05 Method of Measurement

The following paragraphs are added:

Stone for Temporary Stone Check Dams will be measured by the cubic yard complete in place. The removal and storage of the stone will not be measured separately for payment, but shall be incidental to the Temporary Stone Check Dam item. This shall include the transporting and unloading of the stone. If this stone is reused on the Project, it will be measured separately for payment under the appropriate pay item.

The removal and disposal of sediment from behind the Temporary Stone Check Dams will not be measured separately for payment, but shall be incidental to the Temporary Stone Check Dam pay item.

610.06 Basis of Payment

The following sentences are added:

The accepted quantities of stone for Temporary Stone Check Dams will be paid for at the Contract unit price per cubic yard.

Payment will be made under:

<u>Pay Item</u>	<u>Pay Unit</u>
610.181 Temporary Stone Check Dam	Cubic Yard

SPECIAL PROVISION

SECTION 613

EROSION CONTROL BLANKET

613.01 Description

This work shall also include seeding, mulching and watering the median swale and/or longitudinal flow line to the limits and width as shown on the Plans or as directed by the Resident.

613.02 Materials

The following sentences are added:

Seeding shall meet the requirements of Section 618, Seeding, Method Number 2.

Mulch shall meet the requirements of Section 619.

The following Subsection is added:

613.041 Maintenance and Acceptance

See Section 618.10 for maintenance and acceptance of seeding.

613.042 Mulch

All mulch shall be placed after the area has been seeded and prior to the installation of the Erosion Control Blanket.

613.09 Basis of Payment

The following "and mulch" is added after the words "initial seeding" in the second sentence.

SPECIAL PROVISION

SECTION 619

MULCH

(Mulch – Plan Quantity)
(Temporary Mulch)

619.01 Description

The first paragraph is modified by the addition of the following:

“as a temporary or permanent erosion control measure” after the word “mulch”.

Add the following sentence at the end of the first paragraph:

Refer to Section 656 Temporary Soil and Water Pollution Control, for more information on Temporary Mulch.

619.03 General

The first paragraph is deleted and replaced with the following:

Cellulose fiber mulch shall not be used within 200 feet of a wetland or stream. The limits shall be 200 feet up station and down station of the wetland or streams as well as the slopes adjacent to the stream. The application of hay or straw mulch with an approved binder shall be used at these locations to prevent erosion.

The use of cellulose fiber mulch will only be allowed at other areas with the approval of the Resident. The Contractor may be required to demonstrate that the material may be applied in a manner that will prevent erosion and will aid in the establishment of permanent vegetation. The Resident reserves the right to require the use of hay or straw mulch at all locations if he determines that the cellulose mulch is ineffective. Cellulose fiber mulch is not acceptable for winter stabilization.

619.06 Method of Measurement

The following sentence is added:

Temporary Mulch will be paid for by the lump sum.

619.10 Basis of Payment

Temporary Mulch will be paid for at the Contract price per lump sum which shall be full compensation for furnishing and spreading the Temporary Mulch as many times as necessary as determined by the Contractor’s operations and staging. The price shall also include the additional

mulch netting and snow removal necessary during the winter months.

Payment will be made under:

<u>Pay Item</u>		<u>Pay Unit</u>
619.1201	Mulch – Plan Quantity	Unit
619.1202	Temporary Mulch	Lump Sum

SPECIAL PROVISION

SECTION 652

MAINTENANCE OF TRAFFIC

MaineDOT Standard Specification 2014 Edition Section 652 – Maintenance of Traffic and the Maine Turnpike Authority 2016 Supplemental Specification Section 652 – Maintenance of Traffic are deleted in their entirety and replaced with the following:

652.1 Description

This work shall consist of furnishing, installing, maintaining, replacing, and removing traffic control devices necessary to provide reasonable protection for motorists, pedestrians and construction workers in accordance with these Specifications, the applicable provisions of Section 105.4.5 - Special Detours, and the plans.

Traffic control devices include signs, signals, lighting devices, markings, barricades, channelizing, and hand signaling devices, portable light towers, truck mounted impact attenuators, traffic officers, and flaggers.

652.2 Materials

All traffic control devices shall conform to the requirements of the latest edition of the MUTCD, NCHRP 350 guidelines and all traffic control devices shall meet Manual for Assessing Safety Hardware (MASH) 16 guidelines if date of manufacture was after December 31, 2019.

All signs shall be fabricated with high intensity fluorescent retroreflective sheeting conforming to ASTM D 4956 - Type VII, Type VIII, or Type IX (prismatic). All barricades, drums, and vertical panel markers shall be fabricated with high intensity orange and white fluorescent retroreflective sheeting conforming ASTM D 4956 - Type VII, Type VIII, or Type IX (prismatic).

Construction signs shall be fabricated from materials that are flat, free from defects, retroreflectorized, and of sufficient strength to withstand deflections using a wind speed of 80 miles/hr.

652.2.2 Signs

Only signs with symbol messages conforming to the design of the Manual of Uniform Traffic Control Devices (MUTCD) shall be used unless the Resident approves the substitution of word messages.

Any proposed use of temporary plaques to cover text or to change text shall be approved by the Resident. All signs or proposed plaques shall have a uniform face and be constructed from similar sheeting.

All signs shall be new, or in like new condition and maintained in like new condition throughout the project duration. Signs shall be cleaned just prior to installation and throughout the project utilizing a method that will not damage the reflective sign sheeting.

652.2.3 Flashing Arrow Board

Flashing Arrow Boards must be of a type that has been submitted to AASHTO's National Transportation Product Evaluation Program (NTPEP) for evaluation and placed on the Maine Department of Transportation's Approved Products List of Portable Changeable Message Signs & Flashing Arrow Panels.

Flashing Arrow Boards units shall meet requirements of the current Manual on Uniform Traffic Control Devices (MUTCD) for Type "C" panels as described in Section 6F.56 - Temporary Traffic Control Devices. Flashing Arrow Boards shall have matrix of a minimum of 15 low-glare, sealed beam, Par 46 elements capable of either flashing or sequential displays as well as the various operating modes as described in the MUTCD, Chapter 6-F. If a Flashing Arrow Board consisting of a bulb matrix is used, each element should be recess-mounted or equipped with an upper hood of not less than 180 degrees. The color presented by the elements shall be yellow.

Flashing Arrow Board elements shall be capable of at least a 50 percent dimming from full brilliance. Full brilliance should be used for daytime operation and the dimmed mode shall be used for nighttime operation. Flashing Arrow Board shall be at least 96 inches x 48 inches and finished in non-reflective black. The Flashing Arrow Board shall be interpretable for a distance not less than 1 mile.

Operating modes shall include, flashing arrow, sequential arrow, sequential chevron, flashing double arrow, and flashing caution. In the three arrow signals, the second light from the arrow point shall not operate.

The minimum element on-time shall be 50 percent for the flashing mode, with equal intervals of 25 percent for each sequential phase. The flashing rate shall be not less than 25 nor more than 40 flashes per minute. All on-board circuitry shall be solid state.

Primary power source shall be 12 volt solar with a battery back-up to provide continuous operation when failure of the primary power source occurs, up to 30 days with fully charged batteries. Batteries must be capable of being charged from an onboard 110 volt AC power source and the unit shall be equipped with a cable for this purpose.

Controller and battery compartments shall be enclosed in lockable, weather-tight boxes.

The Flashing Arrow Board shall be mounted on a pneumatic-tired trailer or other suitable support for hauling to various locations, as directed. The minimum mounting height of an arrow panel should be 7 feet from the roadway to the bottom of the panel.

The face of the trailer shall be delineated on a permanent basis by affixing retro-reflective material, known as conspicuity material, in a continuous line as seen by oncoming drivers.

A portable changeable message sign may be used to simulate an arrow panel display.

652.2.4 Other Devices

Vertical panel markers shall be orange and white striped, 8 inches wide by 24 inches high. On the Interstate System, vertical panel markers shall be orange and white striped, 12 inches wide by 36 inches high.

Cones shall be orange in color, a minimum of 28 inches high, and retro-reflectorized. Retro-reflection shall be provided by white bands of retro-reflective sheeting conforming to the MUTCD. All cones utilized on the project shall be new or in like new condition and shall have a consistent design/appearance.

Drums shall be of plastic or other yielding material and shall be a minimum of 36 inches high and a minimum of 18 inches in diameter. There shall be at least two retro-reflectorized orange and at least two retro-reflectorized white stripes a minimum of 4 inches wide on each drum. All drums utilized on the project shall be new or in like new condition and shall have a consistent design/appearance.

Flaggers shall use a STOP / SLOW handheld paddle as the primary and preferred hand signaling device. Flags shall only be limited to emergencies. STOP / SLOW paddles shall have high intensity prismatic retro reflective sheeting, have an octagonal shape on a rigid handle and shall be at least 18 inches wide with letters at least 6 inches high and shall be constructed from light semi-rigid material. The STOP (R1-1) face shall have white letters and a white border on a red background. The SLOW (W20-8) face shall have black letters and a black border on an orange background.

STOP / SLOW paddles shall also incorporate either white or red flashing lights on the STOP face and white or yellow flashing lights on the SLOW face of the paddle and always be in use.

Paddles must conform to any of the following patterns:

- A. Two white or red lights (colors shall be all white or all red), one centered vertically above and one centered vertically below the STOP legend; and/or two white or yellow lights (colors shall be all white or all yellow), one centered vertically above and one centered vertically below the SLOW legend.
- B. Two white or red lights (colors shall be all white or all red), one centered horizontally on each side of the STOP legend; and/or two white or yellow lights (colors shall be all white or all yellow), one centered horizontally on each side of the SLOW legend.
- C. One white or red light centered below the STOP legend; and/or one white or yellow light centered below the SLOW legend.
- D. A series of eight or more small all white or all red lights no larger than 1/4 inch in diameter along the outer edge of the paddle, arranged in an octagonal pattern at the

eight corners of the border of the STOP face; and/or a series of eight or more small all white or all yellow lights no larger than 1/4 inch in diameter along the outer edge of the paddle, arranged in a diamond pattern along the border of the SLOW face; or

- E. A series of white lights forming the shapes of the letters in the legend. Flashing light patterns shall be compliant with Section 6E.03 Hand Signaling Devices in the most current version of the Manual on Uniform Traffic Control Devices.

All flashing light patterns on the STOP / SLOW paddle shall be visible from a minimum distance of 1000 feet.

652.2.5 Portable Changeable Message Sign

Portable-Changeable Message Signs (PCMS) will be furnished by the Contractor and shall be Ver-Mac PCMS-1210 or an approved equal. The face of the PCMS trailer shall be delineated on a permanent basis by affixing retro-reflective material, known as conspicuity material, in a continuous line as seen by oncoming drivers. PCMS's shall be located and relocated to locations approved by the Resident within the Project limits for the duration of the Project.

Features to the Ver-Mac PCMS shall include:

- An all-LED display.
- Be legible from a distance of 1,000 feet.
- Have three (3) lines available for messages.
- Be NTCIP compliant (NTCIP 1203 & 1204).
- Be capable of being programmed by a remote computer via a data (IP over Cell) cellular modem connection.
- Have GPS location capability by adding on a GPS device capable of providing GPS location remotely to the MTA Communications' Center.
- Be programmable by Vanguard Software by Daktronics.

The Contractor shall complete and/or provide the following:

- Submit a catalog cut shop drawing to the Resident of all proposed equipment for review and approval.
- Establish and pay for a data cellular account so that PCMS may be remotely programmed and operated from the MTA Communications' Center.
- Provide to the Authority technical support from the PCMS manufacturer that may be necessary to integrate the PCMS into the MTA software platform (Vanguard Software by Daktronics).

- Provide the manufacturer's software necessary to change the PCMS messages remotely from the MTA Communications' Center and the Resident's computer if necessary or requested.
- Provide training on the operation of the PCMS to the Resident and the MTA Communications' Center representative.
- Make all PCMS on the Project work site available to the MTA for any/all emergency situations as defined by the MTA. This shall include the preemption of any messages running at the time of need as approved by the MTA and the Resident.

The Contractor shall also:

- Furnish, operate, relocate and maintain the PCMS as approved or requested by the Resident.
- Be responsible for the day-to-day programming and operation of the PCMS for Project purposes.

The PCMS(s) shall be on-site, with data cellular account established, GPS location capable, and all training required complete within one month after mobilization or seven days prior to implementing traffic shifts, detours or stoppages, whichever is sooner. Implementation of traffic shifts, detours, or stoppages of traffic will not be allowed without PCMS boards on-site with the specified MTA Communications' Center Software Platform integration and training.

652.2.5 Truck Mounted Attenuator

When included in the contract as a pay item, Truck Mounted Attenuator (TMA) requires furnishing, operating, and maintaining one or more Truck Mounted Attenuators for project use. A Truck Mounted Attenuator **shall** be utilized in all lane closure, shoulder closures, and other construction operations on the Turnpike mainline, where work is being completed within the travel way or shoulder and the workers are not protected by other positive means (i.e., closures that do not include temporary concrete barrier). If work is being completed behind guardrail a TMA shall be required for all work that is being completed within the deflection zone of the guardrail (minimum of four feet behind the guardrail post).

The operation of the vehicle shall be in accordance with the Manual on Uniform Traffic Control Devices and the manufacturer's recommendation. If a Truck Mounted Attenuator is not used as described above, then it will be considered a Traffic Control Plan violation and result in a reduction of payment as outlined in Section 652.

The truck mounted attenuator system shall conform to the following requirements:

- Truck and attached attenuator shall conform to the NCHRP Report 350, Test Level 3 criteria or MASH if manufactured after 2019.
- Amber strobe lights with 360-degree visibility.

- An arrow light bar fixed to the vehicle.
- The attenuator shall be mounted to a vehicle with a minimum weight of 10,000 lbs.
- The attenuator shall be mounted to a vehicle with a minimum weight of 24,000 lbs. for Items 652.4501 – Truck Mounted Attenuator – 24, 000 LB.

Installation: The chart below identifies the distance from the work zone or hazard where the TMA shall be deployed. If the work zone is within a marked lane closure, the barrier truck distances shall apply and if the work is mobile, then shadow truck distances shall apply. **The TMA shall be located in the closed lane adjacent to active traffic; for double lane closures, only the outer closed lane requires the TMA.** The TMA shall not be located in the buffer zone. The shadow vehicle shall have its front wheels turned away from the work area and from traffic, have parking brake set, and be put in park if an automatic transmission; or if a manual transmission it shall have its front wheels turned away from the work area and from traffic, have parking brake set and should be placed in gear and shut off if possible while still maintaining warning lights. If length of time or weather are a concern for the battery since the warning lights must be maintained the engine should be started and run periodically for battery recharging. No other vehicles or equipment shall park in front of the shadow vehicle or within the buffer space behind the shadow vehicle. For placement details, reference the Manual on Uniform Traffic Control Devices (MUTCD).

Weight of Truck	Barrier Truck Distance from Work Zone or Hazard	Shadow Truck Distance from Work Vehicle or Work Zone
10,000 lbs	250 ft	300 ft
15,000 lbs	200 ft	250 ft
>24,000 lbs	150 ft	200 ft

652.2.6 Sequential Flashing Warning Lights

When included in contracts as a bid item Sequential Flashing Warning Lights on drums used for merging tapers and shifting tapers during nighttime operation for project use. The purpose of these lights is to assist the motorist in determining which direction to merge or shift and to reduce the number of late merges resulting in devices being struck and having to be reset to maintain positive guidance at the merge point. The successive flashing of the lights shall occur from the upstream end of the taper to the downstream end of the taper in order to identify the desired vehicle path.

The Sequential Flashing Warning Lights shall meet all of the requirements for warning lights within the current edition of the MUTCD. Each light unit shall be capable of operating fully and continuously for a minimum of 500 hours when equipped with a standard battery set. Each light in sequence shall be flashed at a rate of not less than 55 times per minutes and not more than 75 times per minute. The flash rate and flash duration shall be consistent throughout the sequence.

Sequential Flashing Warning Lights shall be “Pi-Lit” Sequential Barricade Warning Lamps or an approved equal.

Sequential Flashing Warning lights are to be used for merging and shifting tapers that are in place during the nighttime hours (12-hours when ambient light is dimmed). These lights shall

flash sequentially beginning with the first light and continuing until the final light at the beginning of a tangent section.

The Sequential Flashing Warning Lights shall automatically flash in sequence when placed on the drums that form the merging or shifting tapers.

The number of lights used in the drum taper shall equal one half the number of drums used in the taper.

Drums are the only channelizing device permitted for mounting the Sequential Flashing Warning Lights.

The Sequential Flashing Warning Lights shall be weather independent and visual obstruction shall not interfere with the operation of the lights.

The Sequential Flashing Warning Lights shall automatically sequence when placed in line in an open area with a distance between lights of 25 to 150 feet. A 10-foot stagger in the line of lights shall have no adverse effect on the operation of the lights.

If one light fails, the flashing sequence shall continue. Non-sequential flashing is prohibited.

652.2.7 Automated Trailer Mounted Speed Sign

The Contract will furnish, operate, and maintain at least one (1) Automated Trailer Mounted Speed Limit Sign for project use. The automated speed sign shall be required when there is a Work Zone Speed Limit in place. The Contractor shall furnish, operate, and maintain the Automated Trailer Mounted Radar Speed Limit Signs during the project operations

Trailer mounted speed limit signs shall be self-contained units including sign assembly, flashing lights, directional radar to measure speed limits, a regulatory speed limit sign, and power supply specifically constructed to operate as a trailer-mounted sign. The preferred color of the unit shall be “construction orange”.

Base material for the regulatory speed limit signs shall be weatherproof, rigid substrate specifically manufactured for highway signing and meet the retro-reflective sheeting application requirements of the sheeting manufacturer.

Sign text shall consist of the letters, digits and symbols either applied by stick-on or silk screen, to conform to the dimensions and designs indicated in the Contract, MUTCD and/or FHWA Standard Highway Signs. The materials and methods shall be in accordance with standard commercial processes.

“Work Zone” construction signs shall be mounted on the trailer unit above the regulatory speed limit sign. (see attached graphic details).

Signs and secondary signs shall follow the MUTCD for minimum mounting heights.

The power supply shall be either full battery power with solar panel charging (capable of maintaining a charged battery level) and 135 amperes, 12-volt deep cycle batteries, or diesel powered generator with a fuel capacity sufficient for 10 hours of continuous operation.

Each unit shall be equipped with two mono-directional flashing lights, placed in accordance with the MUTCD, with amber lenses and reflectors, which are visible through a range of 120 degrees when viewed facing the sign. The lights shall be a minimum of 8-inch diameter, either LED, halogen, or incandescent lamps, and shall be visible for a minimum distance of one mile under daylight conditions and shall have a minimum flash rate of 40 flashes per minute. An "On" indicator light shall be mounted on the back of the signs, which is visible for at least 500 feet to provide confirmation that the flashing lights are operating.

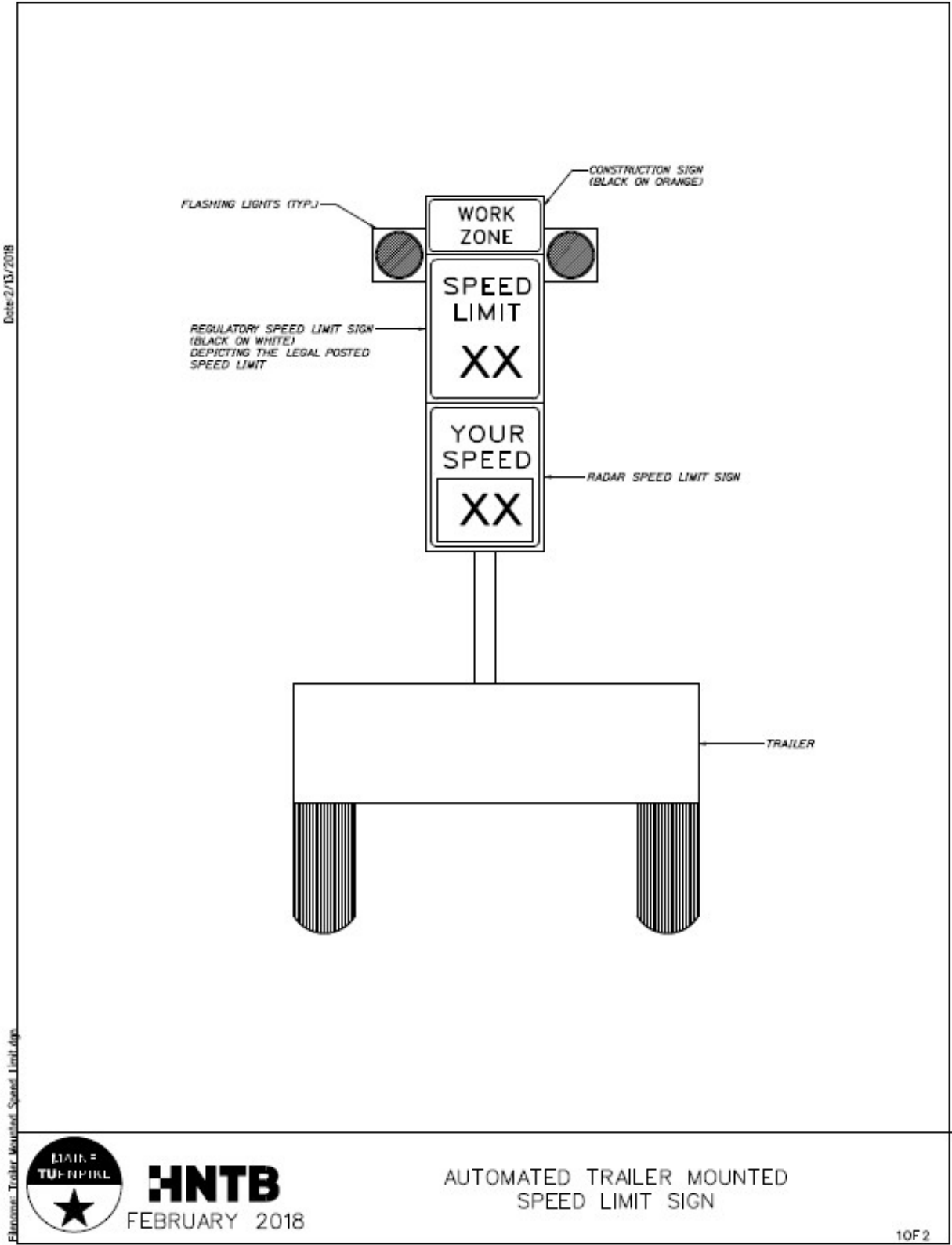
The directional radar shall monitor approaching traffic only. The radar shall be capable of measuring speeds from 5 to 70 MPH at a distance of up to 1500 feet and shall have a high speed cut off threshold. Speed data shall be recorded and stored on the sign and must be made available to the Authority as requested.

All existing speed limit signs, which conflict with the construction zone trailer mounted speed limit signs shall be covered completely when the work zone speed limit is in place.

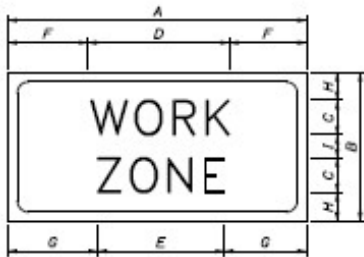
Automated Trailer Mounted Speed Limit Signs shall only be used when a work zone speed limit is in place **and shall be required when the work zone speed limit is active.** The Contractor shall manage the utilization and operation of the Automated Trailer Mounted Speed Limit Signs and if at least one is not used when work zone speed limits are in place then it will be considered a Traffic Control Plan violation and result in a reduction of payment as outlined in Section 652.

The Resident will record the actual time and location for the signs on a daily basis when the Automated Trailer Mounted Speed Limit Signs are in use.


The Automated Trailer Mounted Radar Speed Limit Sign may be placed as shown on the plans, or may replace the posted regulatory speed limit signs, or may be placed at a location within the closed lane that has a reduced speed limit.



Date: 2/13/2018



SIGN #1
1.25" BORDER, 0.75" INDENT,
BLACK ON ORANGE, BB GRADE PLYWOOD SIGN



SIGN #2
1.25" BORDER, 0.75" INDENT,
BLACK ON WHITE, BB GRADE PLYWOOD SIGN

DIMENSIONS (INCHES) / LETTER FONTS												
	A	B	C	D	E	F	G	H	I	J	K	L
*1	48	20	50	18 1/8	16 1/8	14 1/8	15 1/8	4	2	N/A	N/A	N/A
*2	48	60	8E	16E	30 1/4	29 1/4	29 1/2	4 1/2	9 3/4	9 1/4	8	6



Filename: Trailer Mounted Speed Limit.dgn



HNTB
FEBRUARY 2018

TRAILER MOUNTED CONSTRUCTION ZONE
SPEED LIMIT SIGN

Automated Trailer Mounted Speed Limit Signs shall be delineated with retro-reflective temporary traffic control devices while in use and shall also be delineated by affixing a retro-reflective material directly on the trailer.

Upon delivery of the Automated Trailer Mounted Speed Limit Sign and before acceptance by the Authority, the Contractor shall have a representative of the manufacturer review the condition and notify the Resident in writing, of all deficiencies noted.

The Contractor shall arrange to have all necessary repairs performed at no cost to the Authority.

To avoid impairing driver vision, the Contractor shall dim the lighted speed limit readings by 50 percent during nighttime use and restore full power lighting during daytime operation.

652.3.1 Responsibility of the Authority

The Authority will provide Project specific traffic control requirements and traffic control plans for use by the Contractor. The specific traffic control requirements for the Project are identified in Special Provision Section 652, Maintenance of Traffic (Specific Project Maintenance of Traffic Requirements). No revisions to these requirements or Plans will be permitted unless the Contractor can thoroughly demonstrate an overall benefit to the public and a Contract Modification is approved.

The Maine Turnpike Authority may erect lane closures on the mainline within the Project area to collect survey, provide layout, and for any other reasons deemed necessary by the Authority.

652.3.2 Responsibility of the Contractor

The Contractor shall provide continuous and effective traffic control and management for the Project that is appropriate to the construction means, methods, and sequencing allowed by the Contract and selected by the Contractor:

The Contractor shall ensure all jobsite personnel shall wear a safety vest labeled as ANSI 107-2004 standard performance for Class 3 risk exposures at all times. This requirement also applies to truck drivers and equipment operators when out of an enclosed cab.

652.3.3 Submittal of Traffic Control Plan

The Contractor shall provide continuous and effective traffic control and management for the Project that is appropriate to the means, methods and sequencing allowed by the Contract; and consistent with the Traffic Control Plans and Maintenance of Traffic Specifications. The Contractor is responsible for ensuring a safe environment for the Contract workforce, local road users, and turnpike users; and maintaining the safe efficient flow of traffic through the construction

zone at all times during the Contract. The protocols and requirements outlined in the Contract shall be strictly enforced. The Contractor shall submit, at or before the Preconstruction Meeting, a Traffic Control Plan (TCP) that provides the following information to the Authority:

- a. The name, telephone number, and other contact numbers (cellular phone, pager, if any) of the Contractor's Traffic Control Supervisor (TCS). The TCS is the person with overall responsibility for ensuring the contractor follows the TCP, and who has received Work Zone Traffic Control Training commensurate with the level of responsibility shown in the requirements of the Contract, and who is empowered to immediately resolve any work zone traffic control deficiencies or issues. Provide documentation that the Traffic Control Supervisor has completed a Work Zone Traffic Control Training Course (AGC, ATSSA, or other industry- recognized training), and a Supervisory refresher training every 5 years thereafter. Submit training certificates or attendance roster that includes the course name, training entity, and date of training. State how the traffic control devices will be maintained including a frequency of inspection for both temporary and permanent traffic control devices.

Traffic Control Training Course curriculum must be based on the standards and guidelines of the MUTCD and must include, at a minimum, the following:

1. Parts of Temporary Traffic Control Zone
2. Appropriate use and spacing of signs
3. Use and spacing of channelizing devices
4. Flagging basics
5. Typical examples and applications

The Traffic Control Supervisor, or designee directly overseeing physical installation, adjustment, and dismantling of work zone traffic control, will ensure all personnel performing those activities are trained to execute the work in a safe and proper manner, in accordance with their level of decision-making and responsibility. The emergency contact list shall contain a listing of individuals who may be contacted during non-work hours and shall adequately respond to the request.

- b. Proposed revisions to the construction phasing or sequencing that reasonably minimizes traffic impacts.
- c. A written narrative and/or plan explaining how traffic and pedestrians will be moved through the Project Limits, including transitions during the change from one phase of construction to the next, as applicable.
- d. Temporary traffic control treatments at all intersections with roads, rail crossings, businesses, parking lots, pedestrian ways, bike paths, trails, residences, garages, farms, and other access points, as applicable.

- e. A list of all Contractor or Subcontractor certified flaggers to be used on the Project, together with the number of flaggers which will be used for each type of operation that flagging is needed. If the Contractor is using a flagging Subcontractor, then the name and address of the Subcontractor may be provided instead of a list of flaggers.
- f. A procedure for notifying the Resident of the need to change the traffic control plan or the need to remove a lane restriction.
- g. A description of any special detours including provisions for constructing, maintaining, signing, and removing the detour or detours, including all temporary bridges and accessory features and complete restoration of the impacted land.
- h. The maximum length of requested contiguous lane closure. The Contractor shall not close excessive lengths of traffic lane to avoid moving traffic control devices.
- i. The proposed temporary roadway surface conditions and treatments. The Contractor shall provide an adequate roadway surface at all times; taking into account traffic speed, volume, and duration.
- j. The coordination of appropriate temporary items (drainage, concrete barriers, barrier end treatments, impact attenuators, and traffic signals) with the TCP.
- k. The plan for unexpected nighttime work, the contractor shall provide a list of emergency nighttime lighting equipment and safety personnel available on-site or have the ability to have them on site within an hour of the time of need.
- l. The plan for meeting any project specific requirements contained in special provision 105 and/or 107, and/or Section 656.
- m. The lighting plan if night work is anticipated.

The Authority will review the TCP for completeness and conformity with Contract provisions, the current edition of the MUTCD, and Authority policy and procedures. The Authority will review and provide comments to the Contractor within 14 days of receipt of the TCP. No review or comment by the Authority, or any failure to review or comment, shall operate to absolve the contractor of its responsibility to design and implement the plan in accordance with the Contract, or to shift any responsibility to the Authority. If the TCP is determined by the Authority to be operationally ineffective, the Contractor shall submit modifications of the TCP to the Authority for review and shall implement these changes at no additional cost to the Contract. Nothing in this Section shall negate the Contractor's obligations set forth in Section 110 - Indemnification, Bonding, and Insurance. The creation and modification of the TCP will be considered incidental to the related 652 items.

652.3.4 General

Prior to starting any work on any part of the project adjacent to or being used by the traveling public, the Contractor shall install the appropriate traffic control devices in accordance with the plans, specifications and the latest edition of Manual of Uniform Traffic Control Devices,

Part VI. The Contractor shall continuously maintain the traffic control devices in their proper position, and they shall be kept clean, legible and in good repair throughout the duration of the work. If notified that the traffic control devices are not in place or not properly maintained, the Contractor may be ordered to immediately suspend work until all deficiencies are corrected.

No equipment or vehicles of the Contractor, their subcontractors, or employees engaged in work on this contract shall be parked or stopped on lanes carrying traffic, or on lanes or shoulders adjacent to lanes carrying traffic, at any time, except as required by ongoing work operations. Contractor equipment or vehicles shall never be used to stop, block, or channelize traffic.

Vehicles parked on the shoulder shall be located so all portions of the vehicle(s) are a minimum of one foot from the traveled way. No operation shall be conducted on or near the traveled lanes or shoulders without first setting up the proper lane closure and traffic control devices. These precautions shall be maintained at all times while this Work is being performed. The Contractor shall keep all paved areas of the highway as clear as possible at all times. No materials shall be stored on any paved area of the highway or within 30 feet of the traveled way (unless protected by concrete barriers and specifically approved by the Resident). Private vehicles owned by Contractor's employees shall be parked close together in a group no closer than 30 feet from the traveled way in pre-approved areas.

Channelization devices shall include Vertical Panel Markers, Barricades, Cones, and Drums shall be in accordance with the MUTCD. These devices shall be installed and maintained at the spacing determined by the MUTCD through the work area.

The Contractor shall maintain existing guardrails and/or barriers until removal is necessary for construction. The Contractor shall use a temporary barrier or appropriate channelizing devices, as approved by the Resident, while the guardrails and/or barriers are absent. Permanent guardrails and barriers shall be installed as soon as possible to minimize risk to the public.

When Contractor operations or shoulder grading leave a continuous 3 inch or less exposed vertical face at the edge of the traveled way, including the shoulder, or when traffic is shifted into the shoulder adjacent to the edge of pavement where an existing 3 inch or less exposed vertical face creates a safety hazard, channelization devices should be placed 2 feet outside the edge of the pavement at intervals not exceeding 600 feet and, depending on type and location of the exposed vertical face, a 48 inch by 48 inch W8-9 Low Shoulder, or W8-11 Uneven Lane, and/or a W8-17P Shoulder Drop-Off sign should be placed at a maximum spacing of ½ mile. When Contractor operations or shoulder grading leave greater than a 3-inch exposed continuous vertical face at the edge of the traveled way, including the shoulder, or when an existing condition of an exposed vertical face of 3 inches or more is adjacent to active traffic shifted into shoulder, the Contractor shall place shoulder material at a slope not exceeding 3 horizontal to 1 vertical to meet the pavement grade, before the lane is opened to traffic.

Special Detours and temporary structures, if used, shall meet applicable AASHTO standards, including curve radii and grade.

Maine Turnpike Traffic Control Requirements

This Section outlines the minimum requirements that shall be maintained for working on, over, or adjacent to the Maine Turnpike roadway.

General

Two travel lanes in each direction (each direction being 24 feet wide including/excluding shoulder) in the two lane portion of the turnpike, and three travel lanes in each direction (each direction being 36 feet wide including/excluding shoulder) in the three lane portion of the turnpike (Mile 0.0 to mile 44.3) shall be maintained at all times except while performing work in a designated lane, directly over or adjacent to traffic, and during the placement and removal of traffic control devices.

Unless otherwise specified in the contract documents the minimum main line width for a single travel lane shall be 14 ft and minimum ramp widths of 16 ft which must be maintained at all times, from ½ hour before sunrise and ½ hour after sunset as indicated on the Sunrise/Sunset Table at: <http://www.sunrisesunset.com/usa/Maine.asp>. If the Project town is not listed, the closest town on the list will be used as agreed at the Preconstruction Meeting.

Shoulder closures, lane closures, and lane shifts meeting the MUTCD guidelines, other than those shown in the plans, must be submitted for approval from the MTA prior to use in the construction operations.

No lane closures will be allowed during non-working hours, weekends and/or holiday periods unless included in the Contract as long-term traffic control requirement as outlined in Section 652 – Specific Project Maintenance of Traffic Requirements unless written permission is obtained from the Authority.

Any special signs, barricades or other devices deemed necessary by the Resident shall be furnished and maintained by the Contractor. Extra care shall be taken so that the traffic flow will not be disturbed. The use of construction signs and warning devices not shown on the Plans or in the MUTCD is prohibited unless approved by the Resident

The Contractor's personnel and equipment shall avoid crossing traffic whenever possible. No Contractor's vehicle may slow down or stop in a traffic lane unless said lane has previously been made safe with signs and barricades as required by the Resident.

No vehicle will move onto the traveled way at such a time or in such a manner so as to cause undue concern or danger to traffic approaching from either direction. The Contractor or his employees are not empowered to stop traffic.

The Contractor shall take necessary care at all times, in all operations and use of his equipment, to protect and facilitate traffic. During periods of idleness, the equipment shall not be left in a way to obstruct the traffic artery or to interfere with traffic.

The Contractor shall furnish approved signs reading “Construction Vehicle - Keep Back” to be used on trucks hauling to the Project. The signs shall be a minimum of 30-inch by 60-inch, Black and Orange, and meet construction sign retro reflectivity requirements

All vehicles used on the Project shall be equipped with amber flashing lights, by means of a single or multiple, flashing LED or strobe lights mounted so as to be visible 360 degrees. In addition, vehicles operating under direction of the Maine Turnpike Authority may be equipped with auxiliary lights that are green, white or amber or any combination of green, white or amber. Auxiliary lighting shall have sufficient intensity to be visible at 500 feet in normal daylight and a flash rate between 1Hz and 4Hz. The vehicle flashing system shall be in continuous operation while the vehicle is on any part of the project and positioned or mounted in such a way to not be obstructed by vehicle mounted or other equipment. Dump trucks, concrete trucks and utility trucks at a minimum shall have a strobe light mounted on each side of the vehicle. The use of motorcycles is not permitted within a construction site or as a means to arrive at or leave a work zone.

Where space is available pavement striping for all tapers shall create a minimum buffer of 250 feet to the point where the temporary concrete barrier taper ends and becomes parallel to the travelway. Temporary concrete barrier shall be tapered at a minimum 8:1 unless space is available and then it should be tapered at 15:1 or 100 feet whichever is longest.

Milling and paving of interchange ramps shall be done between 9:00 p.m. and 5:00 a.m., unless otherwise shown on the Maintenance of Traffic Phasing Plans or as directed by the MTA. Only a single ramp at an interchange may be closed at once. Ramp closures will not be permitted the day before or after holidays, on holidays, or on Saturdays or Sundays. The Contractor shall request approval from the Resident/Authority two weeks prior for all ramp closures. Portable changeable message signs shall be used to provide advance notice and warning of the ramp closure. PCMS's shall be operational a minimum of 1 week prior to ramp closure to notify Patrons. The contractor shall coordinate PCMS locations with the Resident and the MTA.

Access to, and egress from, the construction area shall be with the direction of travel without crossing traffic. Construction vehicles are prohibited from merging with mainline traffic during the AM and PM peak traffic hours unless approved in writing from the MTA. The contractor shall develop work zone access/egress with acceleration and deceleration areas and should utilize interchange ramp areas whenever feasible.

Temporary Mainline Lane Closures

A lane closure may be required whenever personnel will be actively working within four feet of a travel lane.

Loading/unloading trucks shall not be closer than six feet from an open travel lane. Temporary lane closures will only be allowed at the times outlined in Special Provision, Section 652, Specific Project Maintenance of Traffic Requirements. These hours may be adjusted based on the traffic volume each day by the Resident.

A lane closure is required when a danger to the traveling public may exist. The following is a partial list of activities requiring lane closures. Lane closures may be required for other activities as well:

- Milling and Paving Operations

- Bridge work
- Drainage Installation and/or Adjustment
- Clear Zone Improvements
- Pavement Markings Layout and Placement
- Work directly over traffic within six feet of a travel lane as measured from the painted pavement marking line or traffic control device will require a lane closure. This work includes but is not limited to the following:
 1. Unbolting structural steel
 2. Removing structural steel
 3. Erecting structural steel
 4. Erecting or moving sign panels on bridges or sign structures
 5. Bolting structural steel
 6. Loading and unloading trucks
 7. Light pole removal or installation
 8. Snow fence installation

Lane closures shall be removed if work requiring the lane closure is not ongoing unless included in the Contract as a long-term traffic control requirement or approved by the Resident.

During adverse weather condition when the speed limit on the Maine Turnpike has been reduced to 45 MPH, or during fog or when there is less than ½ mile of visibility, shoulder/lane closures cannot be set up and any currently in place shall be removed. Only work on the turnpike mainline that is behind temporary concrete barrier will be allowed when speed is reduced to 45 MPH or fog/visibility conditions exist.

Daytime lane closures shall be a maximum of three (3) miles. Only one daytime lane closure will be permitted per direction. Nighttime lane closures may extend through the entire length of the Project.

Temporary single lane closures are allowed upon approval of the Resident. Lane and/or ramp closure setup may not begin until the beginning time specified. Closures that are setup early or that remain in place outside of the approved time period shall be subject to a lane rental fee of \$1,000 per five minutes for every five minutes outside of the approved time. The installation of the construction signs will be considered setting up the lane closure. Removal of the last construction sign will be considered removal of the closure. Construction signs shall be installed immediately prior to the start of the closure and shall be promptly removed when no longer required. The installation and removal of a closure, including signs, channelizing devices, and arrow boards shall be a continuous operation. The Authority reserves the right to order the removal of an approved closure.

The Authority desires to minimize the number of daytime lane closures and the number of times that a complete stoppage of traffic is required. The Contractor is encouraged to schedule work so that the interference with the flow of traffic will be minimized. Lane closures will not be

allowed until traffic associated with complete stoppages of traffic has cleared. Complete stoppages of traffic or lane closures may not be allowed on a particular day if another complete stoppage of traffic has been previously approved for another project.

The Resident is required to receive approval from the Maine Turnpike Authority for all lane closures. The Resident is required to submit a request for lane closures by noon on Thursday for any lane closures needed for the following week. The Contractor shall plan the work accordingly.

Mainline Shoulder Closures

Shoulder closures are anticipated at locations where Contractor access to the mainline is required.

Shoulder closures with plastic drums shall be removed at the end of the workday. Temporary shoulder closures with plastic drums will not be allowed during periods of inclement weather as determined by the Authority.

The location (limits) of shoulder closures with concrete barrier shall be determined by the Contractor as part of their Traffic Control Plan submission. The barrier must be placed prior to the start of the work requiring concrete barrier and shall remain in place until the work activity is complete.

Equipment Moves

The complete stoppage of traffic for an equipment move (including delivery of materials to the median) will be considered for approval if the action cannot reasonably be completed with the erection of a lane closure. Contractor shall be responsible for the installation of Signs CS-3, "Expect Stopped Traffic" and Signs W3-4 "Be Prepared to Stop", in accordance with the Single Lane Closure Detail immediately prior to the equipment move. Signs will be required on any adjacent ramps within proximity to the stoppage. These signs shall be covered when not applicable.

State Police will be used to stop traffic. Cost for State Police will be the responsibility of the Authority. The times requested for trooper assisted equipment moves by on-duty troopers cannot be guaranteed. The MTA will not be held responsible for any delays or costs associated with the delay, postponement or cancellation of an on-duty trooper assisted equipment move.

The maximum time for which traffic may be stopped and held for an equipment move at any single time shall be five (5) minutes. The duration shall be measured as the time between the time the last car passes the Resident until the time the Resident determines that all travel lanes are clear. The traffic shall only be stopped for the minimum period of time required to complete the approved activity. The Contractor shall reimburse the Authority at a rate of \$500 per minute for each minute in excess of the five-minute allowance.

Unapproved movement of equipment or materials across the travel lanes shall be considered a violation of the Maintenance of Traffic Requirements and is subject to a minimum fine of \$500 per occurrence with an additional \$500 per minute thereafter.

Request for Complete Stoppage of Traffic

A request for a complete stoppage of traffic must be submitted to the Resident for approval. The Resident is required to receive approval from the Maine Turnpike Authority for all stoppages. The request shall be submitted to the Authority by the Resident at least five (5) working days prior to the day of the requested stoppage of traffic and two (2) days for a stoppage less than five minutes. All requests must be received by 12:00 p.m. noon to be considered as received on that day. Requests received after 12:00 p.m. shall be considered as received the following day. The Contractor shall plan the work accordingly.

During the erection or removal of overhead structures or signs traffic shall be stopped and may be held for periods of up to 25 minutes during these operations. Before the roadway is reopened, all materials shall be secured so they will not endanger traffic passing underneath. The Contractor will reimburse the Authority at the rate of \$2,500.00 per five-minute period for each roadway not reopened (northbound and southbound), in excess of the 25-minute limit. Total penalty shall be deducted from the next pay estimate.

Blasting of Ledge, The maximum time for which traffic may be stopped at any single time shall be six (6) minutes. This duration shall be measured as the time between the time that the last car passes the Resident, until the time the Resident determines that all travel lanes are cleared of blast debris. The Contractor shall reduce the size of the blast, change the design and method of the blast, use more mats, or otherwise alter the blasting so that the traffic is not stopped for more than six minutes. If, due to the throw of rock onto the highway or other blasting related activities, traffic is stopped for more than six minutes, the Contractor shall pay a penalty of \$1,000.00 per minute for every minute traffic is stopped in excess of the six-minute limit. The penalty shall be measured separately on the northbound and southbound roadway (or eastbound and westbound roadway). Total penalties will be deducted from the next pay estimate. Whenever the volume of traffic is excessive such that a six-minute interruption would cause objectionable congestion, in the opinion of the Authority, the hours during which blasting may occur may be further restricted. A detailed blasting plan shall be submitted as required in Supplemental Specific or Special Provision Sections 105 or 107.

652.3.5 Installation of Traffic Control Devices

All traffic control devices shall be in conformance with NCHRP 350 requirements and MASH 16 requirements if manufactured after December 31, 2019 and installed as per manufactures recommendations.

Portable signs shall be erected on temporary sign supports approved crashworthy devices so that the bottom of the sign is either 1) 12 inches or 2) greater than 5 feet above the traveled way. The bottom of all regulatory signs and ramp exit signs shall be a minimum of 5 feet above the traveled way. Post-mounted signs shall be erected so the bottom of the sign is no less than 5 feet above the traveled way, and 7 feet above the traveled way in business, commercial, and residential areas. Post-mounted signs must be erected so that the sign face is in a true vertical position. All signs shall be placed so that they are not obstructed in any manner and immediately modified to ensure proper visibility if obstructed.

The bottom of mainline and ramp traffic control signs intending to remain longer than 3 days, except as provided in 2009 MUTCD Section 6F.03 paragraph 12, shall be mounted 5 feet or greater above the edge of pavement on posts or portable sign supports.

The Resident will verify the exact locations of the construction signs in the field.

Construction signs behind guardrail shall be mounted high enough to be visible to traffic.

Vertical panel markers shall be mounted with the top at least 4 feet above the traveled way.

Drums shall not be weighted on the top. Drain holes shall be provided to prevent water from accumulating in the drums. During winter periods, drums shall be placed on the grass shoulder or removed from the roadway so winter maintenance operations will not be impacted. This requires the placement of drums behind the median guardrail. Drums shall not be placed on snowbanks.

The Contractor shall operate and maintain the flashing arrow board unit and for dependable service during the life of the contract. The units shall remain in continuous night and day service at locations designated until the Resident designates a new location or discontinuance of service.

The Contractor shall maintain the devices in proper position and clean them as necessary. Maintenance shall include the covering and uncovering of all signs when no longer applicable (even if for a very short duration). The sign shall be considered adequately covered when no part of the sign face is visible either around or through the covering.

The Contractor shall replace damaged traffic control devices with devices of acceptable quality, as directed by the Resident.

The Contractor is required to cover all existing signs, including regulatory and warning signs, within the Work zone which may conflict with the proposed construction signs. The Contractor is also required to cover all permanent construction signs when they conflict with a daily traffic control setup. The method of covering existing signs must be approved by the Resident. The use of adhesives on the sign face is prohibited.

Work Zone Speed Limits

Work Zone Speed (Fines Doubled) is a regulatory speed limit that indicates the maximum legal speed through a work zone which is lower than the normal posted speed. The speed limit shall be displayed by black on white speed limit signs in conjunction with a black on orange "Work Zone" plate. Speed limit signs shall be installed at each mile within the work zone. Any existing regulatory speed limit signs within the reduced speed zone shall be covered once the reduced speed signs have been erected.

Two orange fluorescent flags shall be attached to all speed limit signs that are uncovered for a period of time exceeding one week. This work shall be incidental. Signs that are covered and uncovered on a regular basis are not required to have the supplemental flags.

The reduced speed limit signs shall be used when workers are adjacent to traffic, when travel lane(s) are closed, when indicated on Maintenance of Traffic Control Plans provided or other times as approved by the Resident:

The signs shall be covered or removed when not applicable. The covering and uncovering of signs shall be included for payment under Maintenance of Traffic. Signs relating to reduced speed shall be installed in accordance with the details. The Contractor shall note that all signs including those behind concrete barrier or guardrail are required to be clearly visible to all drivers at all times.

Lane Closure Installation and Removal Procedure

The Contractor will follow the following procedures when closing any travel lanes on the turnpike roadways:

1. The sign package shall be erected starting with the first sign and proceeding to the start of the taper. The sign crew shall erect signs with the vehicle within the outside shoulder.
2. Position the arrow board with the proper arrow at the beginning of the taper; and,
3. When arrow board is in place, continue with the drums/cones to secure the work area.

To dismantle the lane closure, start with last drums/cone placed and work in reverse order until all the drums are removed. The arrow board which was installed first shall be the final traffic control device removed, excluding the sign package. The remaining sign package shall be picked-up starting with the first sign placed and continuing in the direction of traffic and with the vehicle in the outside shoulder.

Trucking Plan

The Contractor shall submit a trucking plan to the Resident within 10 working days of the award of the Contract. The trucking plan shall consist of at least the following:

- Date of anticipated start of work per each location.
- Haul routes from plant/pit to work area and return.
- Haul routes from work area to disposal area and return.
- Entering / exiting the work area.
- Vehicle safety equipment and Vehicle inspection.
- Personal safety equipment.
- Communications equipment and plan.

The trucking plan will not be paid for separately but shall be incidental to the Contract.

652.3.6 Traffic Control

The existing travel way width shall be maintained to the maximum extent practical.

Vertical panel markers, drums, cones, or striping shall be used to clearly delineate the roadway through the construction area. Two-way traffic operation shall be provided at all times that the Contractor is not working on the project. One-way traffic shall be controlled through work areas by flaggers, utilizing radios, field telephones, or other means of direct communication.

The traffic control devices shall be moved or removed as the work progresses to assure compatibility between the uses of the traffic control devices and the traffic flow.

Pavement markings shall be altered as required to conform to the existing traffic flow pattern. Repainting of pavement marking lines, if required to maintain the effectiveness of the line, shall be considered incidental to the maintenance of traffic control devices, no separate payment will be made. Inappropriate pavement markings shall be removed whenever traffic is rerouted, and temporary construction pavement markings shall be placed. Removal of non-applicable markings and initial placement of temporary construction pavement markings will be paid for under the appropriate Contract items. Traffic changes shall not be made unless there is sufficient time, equipment, materials, and personnel available to complete the change properly before the end of the workday. This provision will not be required when traffic is rerouted for brief periods and the route can be clearly defined by channelizing devices, or flaggers, or both.

All vehicles used during the installation and removal of traffic control devices, including lane closures, shall be equipped with a vehicle-mounted lighted arrow board or high intensity LED full width light bar acceptable to the Resident. The arrow board or full width light bar shall be capable of displaying a left arrow, right arrow, double arrow, and light bar patterns.

652.4 Flaggers

The Contractor shall furnish flaggers as required by contract documents or as otherwise specified by the Resident. Flaggers shall not stop traffic on Turnpike mainline or interchange ramps. Only State Police are allowed to stop traffic on mainline or interchange ramps.

All flaggers must have successfully completed a flagger test approved by the Maine Department of Transportation and administered by a Maine Department of Transportation approved Flagger-Certifier. All flaggers must carry an official certification card with them at all times while flagging.

For daytime conditions, flaggers shall wear a top (vest, shirt or jacket) that is orange, yellow, yellow-green, or fluorescent versions of these colors meeting ANSI 107-2004, Class 3, along with a hat with 360 ° retro-reflectivity.

For nighttime conditions, flaggers shall wear all Class 3 apparel, meeting ANSI 107-2004, including a Class 3 top (vest, shirt or jacket) and a Class E bottom (pants or coveralls),

shall be worn along with a hardhat with 360 ° retro-reflectivity and shall be visible at a minimum distance of 1000 ft. Flagger stations must be illuminated in nighttime conditions to assure visibility and will be specifically addressed in detail in the Contractor's TCP.

Flagger stations shall be located far enough in advance of the workspace so that approaching road users will have sufficient distance to stop at the intended stopping point. While flagging, the flagger should stand either on the shoulder adjacent to the traffic being controlled, or in the closed lane. At a spot obstruction with adequate sight distance, the flagger may stand on the shoulder opposite the closed sections to operate effectively. Under no circumstances shall the flagger stand in the lane being used by moving traffic or have their back to oncoming traffic. The flagger should be clearly visible to approaching traffic at all times and should have a clear escape route.

When conditions do not allow for proper approach sight distance of a flagger or storage space for waiting vehicles, additional flaggers shall be used at the rear of the backlogged traffic or at a point where approaching vehicles have adequate stopping sight distance to the rear of the backlogged traffic. All flagger stations shall be signed, even when in close proximity. The signs shall be removed or covered when flagger operations are not in place, even if it is for a very short duration.

Flaggers shall be provided as a minimum, a 10-minute break, every 2 hours and a 30 minute or longer lunch period away from the workstation. Flaggers may only receive 1 unpaid break per day; all other breaks must be paid. Sufficient certified flaggers shall be available onsite to provide for continuous flagging operations during break periods. If the flaggers are receiving the appropriate breaks, breaker flagger(s) shall be paid starting 2 hours after the work begins and ending 2 hours before the work ends. A maximum of 1 breaker per 6 flaggers will be paid. (1 breaker flagger for 2 to 6 flaggers, 2 breaker flaggers for 7 to 12 flaggers, etc.). If a flagger station is manned for 10 hours or more, then ½ hour for lunch will be deducted from billable breaker flagger hours.

652.6.1 Daylight Work Times

Unless otherwise described in the Contract, the Contractor is allowed to commence work and end work daily according to the Sunrise/Sunset Table at: <http://www.sunrisesunset.com/usa/Maine.asp>. If the Project town is not listed, the closest town on the list will be used as agreed at the Preconstruction Meeting. Any work conducted before sunrise or after sunset will be considered Night Work.

652.6.2 Night work

When Night Work occurs (either scheduled or unscheduled), the Contractor shall provide and maintain lighting on all equipment, at all workstations, and all flagger stations.

The lighting facilities shall be capable of providing light of sufficient intensity to permit good workmanship, safety, and proper inspection at all times. The lighting shall be cut off and arranged on stanchions at a height that will provide perimeter lighting for each piece of equipment

and will not interfere with traffic, including commercial vehicles, approaching the work site from either direction.

The Contractor shall have available portable floodlights for special areas.

The Contractor shall utilize padding, shielding or other insulation of mechanical and electrical equipment, if necessary, to minimize noise, and shall provide sufficient fuel, spare lamps, generators, etc. to maintain lighting of the work site.

The Contractor shall submit a lighting plan prior to any night work for review showing the type and location of lights to be used for night work. The Resident may require modifications be made to the lighting set up in actual field conditions.

Prior to beginning any Night Work, the Contractor shall furnish a light meter for the Residents use that is capable of measuring the range of light levels from 5 to 20 foot-candles.

Horizontal illumination, for activities on the ground, shall be measured with the photometer parallel to the road surface. For purposes of roadway lighting, the photometer is placed on the pavement. Vertical illumination, for overhead activities, shall be measured with the photometer perpendicular to the road surface. Measurements shall be taken at the height and location of the overhead activity.

Night Work lighting requirements:

Mobile Operations: For mobile-type operations, each piece of equipment (paver, roller, milling machine, etc.) will carry indirect (i.e. balloon type) lights capable of producing at least 10 foot- candles of lighting around the work area of the equipment.

Fixed Operations: For fixed-type operations (flaggers, curb, bridge, pipes, etc.), direct (i.e. tower) lighting will be utilized capable of illuminating the work area with at least 10 foot-candles of light.

Hybrid Operations: For hybrid-type operations (guardrail, sweeping, In-slope excavation, etc.), either direct or indirect lighting may be utilized. The chosen lights must be capable of producing at least 10 foot-candles of light around the work area of the equipment.

Inspection Operations: Areas required to be inspected by the Authority will require a minimum of 5 foot-candles of lighting. This may be accomplished through direct or indirect means.

The Contractor shall apply 2- inch wide retro-reflective tape, with alternating red and white segments, to outline the front back and sides of construction vehicles and equipment, to define their shape and size to the extent practicable. Pickup trucks and personal vehicles are exempt from this requirement.

The Resident or any other representative of the Authority reserves the right to suspend the work at any time and request a meeting to discuss violations and remedies. The Authority shall not be held responsible for any delay in the work due to any suspension under this item.

Failure to follow the approved Lighting Plan will result in a Traffic Control violation.

Payment for lighting, vehicle mounted signs and other costs accrued because of night work will not be made directly but will be considered incidental to the related contract items.

652.6.3 Traffic Coordinator and Personnel

The Contractor shall submit to the Resident for approval a list of traffic control personnel assigned to the Project including qualifications, certifications and experience.

The Traffic Coordinator duties shall include, but are not necessarily limited to:

- a. Developing, in conjunction with the Resident and Project superintendent, a traffic control program for the days' work activities which will facilitate traffic in a safe and efficient manner.
- b. Ensure that all traffic control implements (signs, arrow boards, barrels, etc.) are on-site so the traffic program can be implemented effectively.
- c. Ensure a safe and effective setup or take-down of all signing implements to least impact the traveling motorist; and,
- d. Working knowledge of construction signing/traffic control requirements in conformance with the latest issued Manual on Uniform Traffic Control Devices.
- e. The Contractor shall supplement the traffic control plan with a daily plan, which includes schedules for utilizing traffic coordinators and flaggers. This plan shall be submitted daily and agreed upon cooperatively with the Resident.

652.7 Method of Measurement

Signs, signs supplied by the Authority, panel markers, flashing arrow boards, portable-changeable message signs, flashing and steady burn lights, barricades, drums and cones will not be measured but shall be incidental to the Maintenance of Traffic Control Devices item. No additional payment will be made for devices that require replacement due to poor condition or inadequate retroreflectivity.

Flaggers or traffic officers used during the Contract, for the convenience of the Contractor, will not be measured separately for payment, but shall be incidental to the various pay items. **This includes use of Flaggers for the delivery of materials and equipment to the project or other Flagger use that is for the Contractor's convenience, as determined by the Resident Engineer. If flaggers are required to maintain traffic and there is not a pay item in the**

Contract for flaggers, then flaggers shall be incidental to the other Section 652 contract items and no separate payment shall be made.

The installation and removal of existing and temporary pavement markings, regardless of material, will not be measured but shall be incidental to the Maintenance of Traffic Control Devices item. No additional payment will be made for refreshing temporary paint pavement markings due to inadequate retroreflectivity or for re-installation of temporary tape pavement markings due to poor adhesion.

Maintenance of traffic control devices will be measured by the calendar day or as one lump sum, as indicated in the plans and specifications, for all authorized and installed traffic control devices. Traffic control devices will only be measured for payment the first time used. Subsequent uses shall be incidental to Item 652.36 or 652.361.

The vehicle mounted arrow board, mounted on trucks used for installation and removal of lane closures, will not be measured separately for payment, but shall be incidental to Item 652.36 or 652.361.

The traffic coordinator(s) will not be measured separately for payment but shall be incidental to Item 652.36 or 652.361.

Portable light towers, lighting on equipment and lighting plan will not be measured separately for payment but shall be incidental to the related Contract items.

Truck mounted attenuator will not be measured separately for payment but shall be incidental to Item 652.36 or 652.361.

Sequential Flashing Warning Lights will not be measured separately for payment but shall be incidental to Item 652.36 or 652.361.

Automated Trailer Mounted Speed Limit Sign will not be measured separately for payment but shall be incidental to Item 652.36 or 652.361.

Portable Changeable Message Signs will not be measured separately for payment but shall be incidental to Item 652.36 or 652.361.

652.8 Basis of Payment

Failure by the contractor to reinstall cones, barrels, signs, covered/uncovered signs, and similar traffic control devices within an hour of them being displaced, moved, knocked over, un-covered and etc. will result in a \$150 fine per traffic control device if the issue is not resolved within 1 hour of notification by the Resident. An additional \$150 will be assessed for each additional hour that the device has not been corrected. If the traffic control device is critical to the maintenance of traffic creating an actual or potential safety issue with traffic and is not corrected immediately then it will result in a violation letter as described below.

Failure by the contractor to follow the Contract's Section 652 Supplemental Specifications, Special Provisions and Standard Specification and/or the Manual on Uniform Traffic Control Devices (MUTCD) and/or the Contractor's own Traffic Control Plan, or failure to correct a violation, will result in a violation letter and result in a reduction in payment as shown in the schedule below. The Resident or any other representative of the Authority reserves the right to suspend the work at any time and request a meeting to discuss violations and remedies. The Authority shall not be held responsible for any delay in the work due to any suspension under this item. Any reduction in payment under this Special Provision will be in addition to forfeiting payment of maintenance of traffic control devices for that day.

<u>Amount of Penalty Damages per Violation</u>		
<u>1st</u>	<u>2nd</u>	<u>3rd & Subsequent</u>
\$500	\$1,000	\$2,500

652.8.1 Maintenance of Traffic Control Devices

Maintenance of Traffic Control Devices will be paid at the contract unit price per calendar day or lump sum price, as indicated in the plans and specifications. Such payment will be full compensation for all days that the Contractor maintains traffic as specified herein, for furnishing and installing all temporary traffic control devices and for moving devices as many times as necessary; for replacing devices damaged, lost, or stolen; and for cleaning, maintaining, and removing all devices used for traffic control, including replacing temporary pavement marking lines.

The contract price for Maintenance of Traffic Control Devices shall be full compensation for all days for such maintenance, encompassing all areas of the contract, regardless of whether or not the work areas or projects are geographically separated.

652.8.2 Other Items

The accepted quantities of flagger hours will be paid for at the contract unit price per hour for each flagging station occupied excluding lunch breaks, and for each approved breaker flagger. Overtime hours, as reported on the certified payrolls, will be paid an additional 30% of the bid price for 652.38. The computation and additional payment for overtime hours will occur during the project close-out process and will be paid as additional hours of 652.38 to the nearest ¼ hour. The contract unit price shall be full compensation for hiring, transporting, equipping, supervising, and the payment of flaggers and all overhead and incidentals necessary to complete the work.

There will be no payment made under any 652 pay items after the expiration of the adjusted total contract time.

Payment for temporary pavement marking lines and pavement marking removal will be made under the respective pay item in Section 627 - Pavement Markings.

Payment for temporary traffic signals will be made under Section 643 - Traffic Signals.

Payment will be made under:

<u>Pay Item</u>		<u>Pay Unit</u>
652.36	Maintenance of Traffic Control Devices	Calendar Day
652.361	Maintenance of Traffic Control Devices	Lump Sum
652.38	Flaggers	Hour

SPECIAL PROVISIONSECTION 652MAINTENANCE OF TRAFFIC

(Specific Project Maintenance of Traffic Requirements)

This Specification describes the specific project maintenance of traffic requirements for this Project.

The following minimum traffic requirements shall be maintained. These requirements may be adjusted based on the traffic volume when authorized by the Authority.

Captain Thomas Road Underpass and Emergency Vehicle Ramp (EVR)

The Contractor shall maintain a minimum of one travel lane for two-way traffic along Captain Thomas Road throughout construction of the EVR. A minimum lane width of 11 feet with a minimum clear width of 13 feet shall be maintained at all times.

Maine Turnpike Traffic Control Requirements

The maintenance of traffic control details include shoulder closures and single lane closures for the work that will occur on or adjacent to the Turnpike.

This Section outlines the minimum requirements that shall be maintained for work on, over, or adjacent to the Maine Turnpike roadway. Operations are allowed as outlined below:

Southbound Temporary Lane Closures	Monday through Thursday September 8, 2025 to May 21, 2026 9:00 a.m. to 3:00 p.m. 7:00 p.m. to 6:00 a.m. May 22, 2026 to June 12, 2026 9:00 a.m. to 3:00 p.m. 8:00 p.m. to 6:00 a.m.
Mainline Shoulder Closure	24 hours per day, seven days per week beginning and ending on the dates specified in Subsection 107.4.6

NOTE 1: Turnpike Lane Closures shall be removed if construction is not ongoing. Unattended lane closures are not allowed.

Construction vehicles are prohibited from merging with mainline traffic after noon on Fridays between June 22nd and September 7th unless the merge occurs at an interchange.

NOTE 2: There shall be no lane closures permitted along the Turnpike on Holidays as defined in Section 101.2 and 107.3.3, and over the following dates:

- October 10 – October 19, 2025
- November 26 – November 30, 2025
- December 24 – December 28, 2025
- December 31, 2025 – January 4, 2026
- February school vacation week 2026 (February 16th – February 22nd)
- April school vacation week 2026 (estimated: April 20th – April 26th)
- May 22 – May 25, 2026

SECTION 719

SIGNING MATERIAL

Section 719.01 Reflective Sheeting

This Subsection is deleted in its entirety and replaced with the following:

Retroreflective sheeting for signs shall meet at a minimum the requirements for ASTM 4956 – Type XI (Prismatic) manufactured by 3M Company, for all signs.

Reflective sheeting, used in sign construction, shall have been manufactured within the six months immediately prior to the fabrication of each sign. Upon delivery at the job site of each shipment of signs, a letter of certification shall be provided that the reflective sheeting conforms to the requirements.

For Type 1 Guide Signs, all reflective sheeting shall be color matched on each sign unit.

All warning signs shall be fluorescent yellow except for Ramp Advisory Speed signs which shall be yellow.

All Construction Series signs that use orange backgrounds shall be fluorescent orange.

All Pedestrian Signs shall be fluorescent yellow-green.

EZ-PASS Purple shall conform to the FHWA Purple color box.

719.02 Demountable High Intensity Reflectorized Letters, Numerals, Symbols, and Borders

This Subsection, including the title, is deleted in its entirety and replaced with the following:

719.02 Letters, Numerals, Symbols, and Borders

All signs shall be manufactured utilizing Direct Applied letters, numerals, symbols and borders or be Digitally Printed meeting all sign sheeting manufacturer's (3M) requirements to ensure that the manufacturer's warranty will be in full effect.

All Type 1 overhead signs, Type 1 interchange signs and any other Type 1 signs over 100 square feet shall utilize Direct Applied letters, numerals, symbols and borders.

Direct Applied

Direct reflectorized applied letters, numerals, symbols and borders shall consist of cut out sheeting that shall meet at a minimum the requirements for ASTM 4956 – Type XI (Prismatic) sheeting. The sheeting material used for the direct applied legend shall be the same type as used for the background.

Digitally Printed

Digital printing methods may be used to produce the sign copy and borders on retroreflective sheeting. Retroreflective sheeting complying with ASTM D 4956 Type XI and designated by the manufacturer as suitable for digital printing traffic signs along with associated ink and premium overlay film. Digitally Printed signs shall meet all sign sheeting manufacturer's (3M) requirements to ensure that the manufacturer's warranty will be in full effect

Transparent and opaque durable inks used in digital printed sign copy and borders shall be as recommended by the sheeting manufacturer (3M). Digital printed traffic colors shall be properly applied and shall have a warranty life of the base retroreflective sign sheeting. Digitally printed signs shall present a flat surface, free from foreign material, and all copy and borders shall be clear and sharp. Digital printed signs shall conform to 70% of the retroreflective minimum values established for its type and color (applicable to traffic colors only), as required by ASTM D 4956. Digital printed signs shall meet the daytime color and luminance, and nighttime color requirements of ASTM D 4956. Printed traffic colors shall meet the accelerated weathering and colorfastness requirements of ASTM D 4956. Digitally printed black shall remain sufficiently opaque for its intended use for the warranty period of the base sheeting. No variations in color or overlapping of colors will be permitted.

Digitally printed traffic signs shall have an integrated engineered match component clear UV- premium protective overlay recommended by the sheeting manufacturer applied to the entire face of the sign.

All digitally printed traffic signs shall utilize an integrated engineered match component system for materials and printing process and equipment. The integrated engineered match component system shall consist of retroreflective sheeting, durable ink(s), and clear protective overlay film, as specified by the sheeting manufacturer, applied to aluminum substrate.

The sign fabricator shall use an integrated engineered match component system digital printer approved by the sheeting manufacturer. Each approved digital printer shall only use the compatible retroreflective sign sheeting manufacturer's engineered match component system products. The sign fabricator shall maintain their digital printer's color calibration according to the sheeting manufacturer's requirements to help ensure digitally printed signs meet the manufacturer's specifications. The fabricator shall be trained by the sheeting manufacturer to produce digitally printed traffic signs that qualify for the sheeting manufacturer's warranty.

General

Type 1 Guide Signs shall have two-inch-tall, series C text that indicates the sign size, and the sign install date (MM/YY) located two inches above the bottom border of the sign.