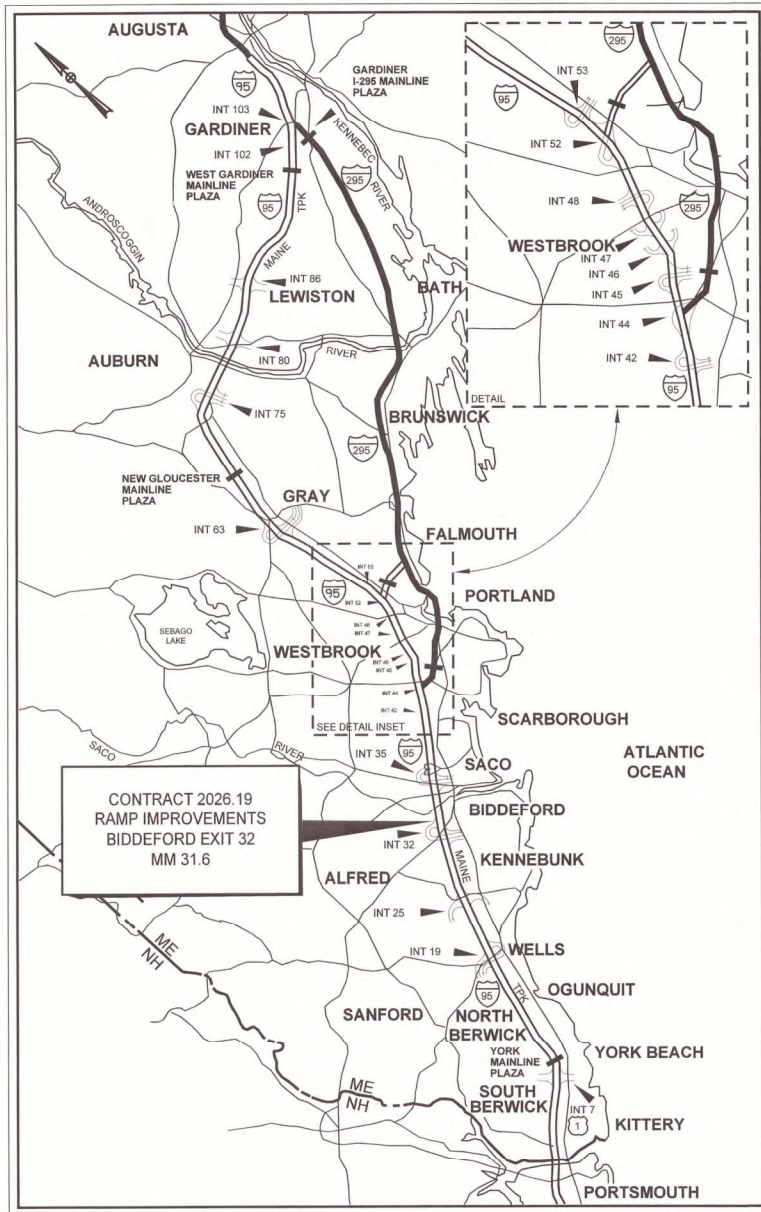


Date: 4/16/2026

Filename: ... \00\HIGHWAY\MSTA_Title.dgn



LOCATION MAP



THE GOLD STAR MEMORIAL HIGHWAY

MAINE TURNPIKE AUTHORITY

MICHAEL J. CIANCHETTE, FALMOUTH, CHAIR
 JANE L. LINCOLN, FARMINGDALE, VICE CHAIR
 EMILY N. BECKER, POLAND, MEMBER
 WILLIAM E. BENSON, GORHAM, MEMBER
 NINA A. FISHER, FARMINGDALE, MEMBER
 THOMAS J. ZUKE, SACO, MEMBER
 DALE F. DOUGHTY, MAINEDOT EX-OFFICIO

ANDRE J. BRIERE, COLONEL, USAF (ret.), EXECUTIVE DIRECTOR

CONTRACT 2026.19

RAMP IMPROVEMENTS BIDDEFORD EXIT 32 MM 31.6

INDEX OF SHEETS

SHEET NO.	DESCRIPTION
1	TITLE SHEET
2	ESTIMATED QUANTITIES
3	EARTHWORK SUMMARY
4	GENERAL NOTES
5	TYPICAL SECTIONS
6	MAINTENANCE OF TRAFFIC - GENERAL NOTES
7-9	MAINTENANCE OF TRAFFIC - DETAILS
10	MAINTENANCE OF TRAFFIC - TYPICAL SECTIONS
11-20	MAINTENANCE OF TRAFFIC - STAGE 1 CONSTRUCTION
21-34	MAINTENANCE OF TRAFFIC - STAGE 2 CONSTRUCTION
35-46	MAINTENANCE OF TRAFFIC - STAGE 3 CONSTRUCTION
47-48	MAINTENANCE OF TRAFFIC - SIGN SUMMARY
49-52	DETAILS
53-54	PLANS
55	PROFILE
56	PROPOSED SIGN SUMMARY
57-58	LIMIT OF DISTURBANCE PLANS
59-73	CROSS SECTIONS

APPROVED:

MAINE TURNPIKE AUTHORITY

Stephen R. Tartre
 STEPHEN R. TARTRE, P.E. - CHIEF ENGINEER &
 DIRECTOR OF ENGINEERING
 MTA

4/24/26
 DATE



Joseph R. Howe
 JOSEPH HOWE, P.E. - PROJECT MANAGER
 STANTEC

4/21/2026
 DATE

CONTRACT 2026.19

Date: 4/28/2025

Filename: ...00\HIGHWAY\MSTA\...Estimate.dgn

ESTIMATED QUANTITIES			
ITEM NO.	DESCRIPTION	TOTAL QUANTITY	UNIT
202.202	REMOVING PAVEMENT SURFACE	1450	SY
203.20	COMMON EXCAVATION	4250	CY
203.25	GRANULAR BORROW	230	CY
304.10	AGGREGATE SUBBASE COURSE - GRAVEL	1650	CY
304.14	AGGREGATE BASE COURSE - TYPE A	410	CY
403.207	HOT MIX ASPHALT, 19.0 mm NOMINAL MAXIMUM SIZE	330	TON
403.208i	HOT MIX ASPHALT, 12.5 mm (POLYMER MODIFIED) - RAP	300	TON
403.21i	HOT MIX ASPHALT, 9.5 mm NOMINAL MAXIMUM SIZE (SHIMMING)	10	TON
403.213	HOT MIX ASPHALT, 12.5 mm (BASE AND INTERMEDIATE BASE COURSE)	470	TON
409.15	BITUMINOUS TACK COAT RS-1 OR RS1H - APPLIED	430	GAL
419.30	SAWING BITUMINOUS PAVEMENT	2050	LF
526.306	TEMPORARY CONCRETE BARRIER, TYPE 1 - SUPPLIED BY THE AUTHORITY (1040 LF)	1	LS
527.34i	WORK ZONE CRASH CUSHIONS TL-3	1	UN
603.175	18 INCH REINFORCED CONCRETE PIPE - CLASS III	32	LF
603.195	24 INCH REINFORCED CONCRETE PIPE - CLASS III	12	LF
603.28	CONCRETE COLLAR	2	EA
606.13	31" W-BEAM GUARDRAIL - MID-WAY SPLICE (7' STEEL POSTS, 8" OFFSET BLOCKS, SINGLE FACED)	820	LF
606.1307	31" W-BEAM GUARDRAIL - MID-WAY SPLICE FLARED TERMINAL	2	EA
606.353	REFLECTORIZED FLEXIBLE GUARDRAIL MARKER	4	EA
606.356	UNDERDRAIN DELINEATOR POST	15	EA
606.362i	GUARDRAIL ADJUST, SINGLE RAIL	60	LF
606.3622	GUARDRAIL ADJUST, DOUBLE RAIL	75	LF
610.08	PLAIN RIPRAP	14	CY
610.18i	TEMPORARY STONE CHECK DAM	12	CY
613.319	EROSION CONTROL BLANKET	3250	SY
615.07	LOAM	860	CY
618.14	SEEDING METHOD NUMBER 2	70	UNIT
619.120i	MULCH - PLAN QUANTITY	70	UNIT
619.1202	TEMPORARY MULCH	1	LS
620.58	EROSION CONTROL GEOTEXTILE	51	SY
626.122	QUAZITE JUNCTION BOX (18X11)	3	EA
626.2i	METALLIC CONDUIT	5	LF
626.22	NON-METALLIC CONDUIT	760	LF
626.31	18 INCH DIAMETER FOUNDATION	2	EA
627.73	TEMPORARY 6 INCH PAVEMENT MARKING TAPE	430	LF
627.77	REMOVING EXISTING PAVEMENT MARKING	1000	SF
627.78	TEMPORARY PAVEMENT MARKING LINE, WHITE OR YELLOW	6450	LF
629.05	HAND LABOR, STRAIGHT TIME	40	HR
631.12	ALL PURPOSE EXCAVATOR (INCLUDING OPERATOR)	20	HR
631.133	SKID STEER (INCLUDING OPERATOR)	20	HR
631.172	TRUCK - LARGE (INCLUDING OPERATOR)	20	HR
631.22	FRONT END LOADER (INCLUDING OPERATOR)	20	HR
631.32	CULVERT CLEANER (INCLUDING OPERATOR)	20	HR
631.36	FOREMAN	40	HR
631.53	ELECTRICIAN	40	HR
631.54	ELECTRICIAN'S APPRENTICE	40	HR
645.1099	REMOVE AND DISPOSE SIGN	1	EA
645.16i	BREAKAWAY DEVICE SINGLE POLE	1	EA
645.27i	REGULATORY, WARNING, CONFIRMATION, AND ROUTE ASSEMBLY SIGN, TYPE 1	28	SF
645.289	STEEL H-BEAM POLES	260	LB
652.30	FLASHING ARROW	1	EA
652.312	TYPE III BARRICADES	6	EA
652.35	CONSTRUCTION SIGNS	780	SF
652.36i	MAINTENANCE OF TRAFFIC CONTROL DEVICES	1	LS
652.4i	PORTABLE-CHANGEABLE MESSAGE SIGN	7	EA
652.4502	TRUCK MOUNTED ATTENUATOR	1	EA
652.4503	TRUCK MOUNTED ATTENUATOR	4	WEEK
652.47	SEQUENTIAL FLASHING WARNING LIGHTS	30	EA
656.50	BALED HAY, IN-PLACE	10	EA
656.632	30' TEMPORARY SILT FENCE	1550	LF
659.10	MOBILIZATION	1	LS

Scale: NOT TO SCALE

Designed by:



STANTEC CONSULTING SERVICES INC.
2211 CONGRESS STREET SUITE 380
PORTLAND, ME 04102
TEL (207) 887-3448
FAX (207) 883-3376



THE GOLD STAR
MEMORIAL HIGHWAY

RAMP IMPROVEMENTS
BIDDEFORD EXIT 32

ESTIMATED QUANTITIES

No.	Revision	By	Date

CONSULTANT PROJECT MANAGER: JOSEPH HOWE, PE					
Designed	By	Date	Checked	By	Date
Drawn	AFS	04\26	PLP	CLG	04\26
			In Charge of	JRH	04\26

MTA PROJECT MANAGER: LAUREN FLEMING, PE

CONTRACT: 2026.19

SHEET NUMBER: QN-01

2 OF 73

EARTHWORK SUMMARY

	STAGE 1 AND 2	STAGE 3	TOTAL
COMMON EXCAVATION FOR ESTIMATE			
COMMON EXCAVATION (FROM MODEL OR PLANS)	3214	385	3599
GRUBBING IN FILL	239	0	239
MUCK EXCAVATION	225	0	225
PEAT EXCAVATION	0	0	0
CULVERT INLET AND OUTLET DITCHES	3	16	19
PAVEMENT SALVAGE BEYOND LIMITS	0	122	122
PAVEMENT SALVAGE IN FILL	0	0	0
TOTAL COMMON EXCAVATION	3681	523	4204
FILL FOR BORROW CALCULATIONS			
COMMON FILL (FROM MODEL OR PLANS)	1383	17	1401
GRUBBING IN FILL	239	0	239
MUCK EXCAVATION	0	0	0
PEAT EXCAVATION	0	0	0
PAVEMENT SALVAGE IN FILL	0	0	0
RECYCLED PAVEMENT REMOVAL IN FILL	0	0	0
TOTAL FILL	1622	17	1640
ROCK EXCAVATION FOR ESTIMATE			
ROCK EXCAVATION (FROM CROSS SECTIONS)	0	0	0
ROCK EXCAVATION (BOULDERS)	0	0	0
TOTAL ROCK EXCAVATION	0	0	0
AVAILABLE COMMON EXCAVATION FOR BORROW CALCULATIONS			
ALL DEDUCTIONS:			
GRUBBING IN CUT	694	8	702
GRUBBING IN FILL	239	0	239
MUCK EXCAVATION	225	0	225
PEAT EXCAVATION	0	0	0
PAVEMENT SALVAGE (CUT & FILL)	82	279	361
TOTAL DEDUCTIONS	1240	287	1527
TOTAL AVAILABLE COMMON EXCAVATION (-) TOTAL DEDUCTIONS	2441	236	2677
TOTAL AVAILABLE STRUCTURAL EXCAVATION (UNDERDRAIN ONLY)	0	0	0
RIPRAP EXCAVATION	8	3	11
TOTAL AVAILABLE NON-ROCK EXCAVATION	2449	239	2688
COMPUTATION OF WASTE STORAGE & WASTE MATERIAL			
TOTAL AVAILABLE WASTE STORAGE AREA (FROM CROSS SECTIONS)	0	0	0
GRUBBING IN CUT	694	8	702
GRUBBING IN FILL	239	0	239
UNDERCUT	0	0	0
MUCK EXCAVATION	225	0	225
PEAT EXCAVATION	0	0	0
TOTAL WASTE MATERIAL	1158	8	1166
TOTAL WASTE MATERIAL TO BE UTILIZED	0	0	0
TOTAL WASTE MATERIAL TO BE WASTED	1158	8	1166
COMPUTATION FOR GRANULAR BORROW FOR ESTIMATE			
GRANULAR BORROW TO REPLACE MUCK	225	0	225
GRANULAR BORROW TO REPLACE PEAT	0	0	0
GRANULAR BORROW IN LOW WET AREAS	0	0	0
GRANULAR BORROW FOR EMBANKMENT CONSTRUCTION NEAR BOX CULVERTS	0	0	0
GRANULAR BORROW TO MAINTAIN TRAFFIC	0	0	0
GRANULAR BORROW FOR UNDERCUTTING	0	0	0
GRANULAR BORROW FOR CULVERT BEDDING	0	0	0
TOTAL GRANULAR BORROW	225	0	225
COMPUTATION FOR COMMON BORROW FOR ESTIMATE			
TOTAL AVAILABLE NON-ROCK EXCAVATION	2449 x 0.90 = 2204	239 x 0.90 = 215	2688 x 0.90 = 2419
TOTAL AVAILABLE ROCK EXCAVATION	0 x 1.30 = 0	0 x 1.30 = 0	0 x 1.30 = 0
TOTAL AVAILABLE STRUCTURAL ROCK EXCAVATION	0 x 1.30 = 0	0 x 1.30 = 0	0 x 1.30 = 0
TOTAL WASTE MATERIAL TO BE UTILIZED	0 x 0.90 = 0	0 x 0.90 = 0	0 x 0.90 = 0
TOTAL AVAILABLE EXCAVATION	2204	215	2419
BORROW NEEDED = TOTAL FILL (-) TOTAL AVAILABLE EXCAVATION	0	0	0
IF NO BORROW IS NEEDED, SURPLUS MATERIAL = AVAILABLE EXCAVATION (-) TOTAL FILL (+) TOTAL WASTE MATERIAL TO BE WASTED	1740	206	1945
SURPLUS MATERIAL	1740	189	1945
GRANULAR BORROW IN LOW WET AREAS	0	0	0
GRANULAR BORROW TO MAINTAIN TRAFFIC	0	0	0
BORROW NEEDED (-) REQUIRED GRANULAR BORROW WITHIN FILL	0	0	0
COMMON BORROW	0	0	0


Date: 4/28/2026

Filename: ...000\HIGHWAY\MSTA\...Estimate.dgn

Scale: **NOT TO SCALE**

No.	Revision	By	Date

Designed by:



CONSULTANT PROJECT MANAGER: JOSEPH HOWE, PE

By	Date	By	Date
Designed	AFS 04\26	Checked	PLP 04\26
Drawn	CLG 04\26	In Charge of	JRH 04\26

STANTEC CONSULTING SERVICES INC.
 2211 CONGRESS STREET SUITE 380
 PORTLAND, ME 04102
 TEL (207) 887-3448
 FAX (207) 883-3376



THE GOLD STAR MEMORIAL HIGHWAY

MTA PROJECT MANAGER: LAUREN FLEMING, PE

RAMP IMPROVEMENTS
 BIDDEFORD EXIT 32
 EARTHWORK SUMMARY

SHEET NUMBER: QN-02
 CONTRACT: 2026.19
 3 OF 73

GENERAL NOTES:

1. ALL WORK SHALL CONFORM TO THE 2014 MAINE DEPARTMENT OF TRANSPORTATION STANDARD SPECIFICATIONS FOR HIGHWAY AND BRIDGES, EXCEPT AS MODIFIED BY THE MAINE TURNPIKE AUTHORITY'S SUPPLEMENTAL SPECIFICATIONS AND SPECIAL PROVISIONS.
2. ALL DETAILS SHALL BE IN CONFORMANCE WITH MAINE DEPARTMENT OF TRANSPORTATION (MAINEDOT) STANDARD DETAILS HIGHWAYS AND BRIDGES, LATEST REVISION AND MAINEDOT BEST MANAGEMENT PRACTICES FOR EROSION AND SEDIMENT CONTROL LATEST REVISION UNLESS OTHERWISE INCLUDED IN THESE PLANS OR PROJECT SPECIFICATIONS.
3. ALL EXISTING ROADWAYS USED IN ACCESSING THE SITE SHALL REMAIN CLEAN IN ACCORDANCE WITH THE 2014 MAINEDOT STANDARD SPECIFICATIONS.
4. THE CONTRACTOR SHALL SUBMIT THE PROPOSED STAGING AREA(S) TO THE RESIDENT FOR APPROVAL PRIOR TO STARTING WORK.
5. PAVE TO WITHIN 1 INCH OF FACE OF GUARDRAIL.
6. ANY DAMAGE TO FINAL PAVEMENT, SLOPES, OR STRUCTURES CAUSED BY THE CONTRACTOR'S EQUIPMENT, PERSONNEL OR OPERATIONS SHALL BE REPAIRED TO THE SATISFACTION OF THE RESIDENT. ALL WORK, EQUIPMENT, AND MATERIALS REQUIRED TO MAKE REPAIRS SHALL BE AT THE CONTRACTOR'S EXPENSE.

EARTHWORK NOTES:

1. EXCAVATIONS ACCOMPLISHED AS PART OF THIS PROJECT SHALL BE CONSTRUCTED IN ACCORDANCE WITH OSHA SUBPART P OF 29 CFR PART 1926.650-652 (CONSTRUCTION STANDARDS FOR EXCAVATION).
2. WASTE MATERIALS SHALL BE DISPOSED OF OFF THE PROJECT SITE, IN ACCORDANCE WITH CHAPTER 404, DEPARTMENT OF ENVIRONMENTAL PROTECTION SOLID WASTE MANAGEMENT RULES.
3. THE NORMAL GRUBBING WIDTH IN THE FILLS SHALL BE VARIABLE WHEN SUBGRADE IS LESS THAN 5' ABOVE OLD GROUND. THE GRUBBING DEPTH HAS BEEN ESTIMATED AS 6' IN FIELD AREAS AND 12' IN WOODED AREAS. MUCK EXCAVATION HAS BEEN ESTIMATED AS 18".
4. DO NOT EXCAVATE FOR AGGREGATE SUBBASE COURSE WHERE EXISTING MATERIAL IS SUITABLE AS DETERMINED BY THE RESIDENT.
5. GRANULAR BORROW AND AGGREGATE SHALL BE COMPACTED TO 95% OF THEIR MAXIMUM DRY DENSITY AS DETERMINED BY THE MODIFIED PROCTOR. COMMON BORROW SHALL BE COMPACTED TO 90% OF ITS MAXIMUM DRY DENSITY AS DETERMINED BY THE MODIFIED PROCTOR.
6. EXISTING INSLOPES 2:1 OR STEEPER IN PROPOSED FILL AREAS SHALL BE BENCHED AS SHOWN IN THE DETAILS OR AS DIRECTED BY THE RESIDENT.
7. ALL GRANULAR BORROW SHALL MEET REQUIREMENTS FOR GRANULAR BORROW UNDERWATER BACKFILL.

DRAINAGE NOTES:

1. NO EXISTING DRAINAGE SHALL BE ABANDONED, REMOVED OR PLUGGED WITHOUT APPROVAL OF THE RESIDENT.
2. INLETS AND OUTLETS OF ALL CULVERTS SHALL BE RIPRAPPED UNLESS OTHERWISE NOTED ON THE PLANS OR DIRECTED BY THE RESIDENT.
3. ALL DITCH ELEVATIONS AND OFFSETS SHOWN ON THE CROSS SECTIONS ARE FOR THE FINISHED DITCH FLOW LINE.
4. EXISTING CATCH BASINS AND EXISTING CULVERTS TO REMAIN SHALL BE CLEANED AS DIRECTED BY THE RESIDENT UNDER ITEM 631.32 CULVERT CLEANER (INCLUDING OPERATOR).
5. ONE GREEN DELINEATOR POST SHALL BE INSTALLED AT UNDERDRAIN AND STORM DRAIN OUTLETS AS DIRECTED BY THE RESIDENT. PAYMENT SHALL BE MADE UNDER ITEM 606.356 - UNDERDRAIN DELINEATOR POST.

STRIPING NOTES AND LEGEND:

1. FINAL PAINTED PAVEMENT MARKINGS WILL BE LAID OUT BY THE CONTRACTOR AND INSTALLED BY THE MTA. THE CONTRACTOR SHALL PROVIDE TRAFFIC CONTROL ASSOCIATED WITH FINAL STRIPING. RESIDENT SHALL BE ALLOWED TO REVIEW THE LAYOUT.
2. ONCE FINAL PAINTED LINES ARE COMPLETED BY THE MTA, THE CONTRACTOR WILL REMOVE ALL TEMPORARY TAPE WITHIN 2 DAYS OF FINAL STRIPING.

SYEL = SOLID YELLOW EDGE LINE (6" PAINT)

SWEL = SOLID WHITE EDGE LINE (6" PAINT)

UTILITY NOTES:

1. THE CONTRACTOR IS REQUIRED TO CALL DIG SAFE AT 1-888-344-7233 AT LEAST 72 HOURS PRIOR TO THE START OF WORK. ALL PROPOSED SIGN AND EXCAVATION LOCATIONS SHALL BE MARKED AT THE NOTIFICATION TIME. THE RESIDENT ENGINEER SHALL BE PROVIDED AN ELECTRONIC COPY OF ALL DIG SAFE TICKETS WITHIN 24 HOURS OF THEIR RELEASE FOR PROJECT NOTIFICATIONS AND 3RD PARTY UTILITY LOCATOR COORDINATION.
2. THE CONTRACTOR SHALL NOTIFY ALL NON-MEMBERS THROUGH WWW.OKTODIG.COM OR AS OTHERWISE REQUIRED BY THE MAINE PUBLIC UTILITIES COMMISSION. ALL PROPOSED SIGN AND EXCAVATION LOCATIONS SHALL BE MARKED AT THE NOTIFICATION TIME. THE RESIDENT ENGINEER SHALL BE PROVIDED AN ELECTRONIC COPY OF ALL NON-MEMBER NOTIFICATIONS WITHIN 24 HOURS OF THEIR RELEASE.
3. THE CONTRACTOR SHALL NOTIFY THE RESIDENT 10 CALENDAR DAYS PRIOR TO SUBMITTING ANY UTILITY LOCATE REQUESTS AS NOTED ABOVE SO THAT THE RESIDENT CAN ARRANGE FOR MAINE TURNPIKE UNDERGROUND UTILITY LOCATION. ALL PROPOSED SIGN AND EXCAVATION LOCATIONS SHALL BE MARKED AT THE NOTIFICATION TIME. NO EXCAVATION SHALL BE PERMITTED UNTIL THE AUTHORITY HAS LOCATED AND MARKED ITS UNDERGROUND UTILITIES.
4. FOLLOWING THE COMPLETION OF THE INITIAL UTILITY LOCATE THE CONTRACTOR WILL GPS LOCATE ALL UTILITIES WITHIN THE PROJECT LIMITS AND PROVIDE A COPY OF THE DIG SAFE RECORDS TO THE AUTHORITY. THE CONTRACTOR, ACTING AS THE AUTHORITY'S THIRD-PARTY LOCATOR, SHALL BE RESPONSIBLE FOR REMARKING ALL MAINE TURNPIKE FACILITIES WHEN A DIG SAFE UTILITY IS CALLED FOR THE PROJECT. THIS WORK SHALL BE CONSIDERED INCIDENTAL TO THE CONTRACT.

EROSION CONTROL NOTES:

1. THE ANTICIPATED EROSION CONTROL DEVICES ARE SHOWN ON THE PLANS. THE CONTRACTOR SHALL PROPOSE ACTUAL TYPE AND LOCATION OF DEVICES FOR APPROVAL BY THE RESIDENT. ADDITIONAL MEASURES MAY BE PROPOSED BY THE CONTRACTOR DUE TO SITE OR WEATHER CONDITIONS. THE RESIDENT MAY DIRECT THE CONTRACTOR TO IMPLEMENT ADDITIONAL MEASURES. ANY ADDITIONAL MEASURES APPROVED BY THE RESIDENT WILL BE MEASURED FOR PAYMENT UNDER THE APPROPRIATE PAY ITEMS.
2. 4" LOAM HAS BEEN ESTIMATED FOR 100% OF THE DISTURBED SLOPE AREA UNLESS OTHERWISE SPECIFIED ON THE PLANS. ACTUAL PLACEMENT OF THE LOAM SHALL BE AS DESIGNATED BY THE RESIDENT.
3. TEMPORARY BERMS AND TEMPORARY SLOPE DRAINS ARE ANTICIPATED AT ALL DOWNSPOT LOCATIONS AND TOP OF EMBANKMENTS WHILE GROWTH IS BEING ESTABLISHED ON SIDE SLOPES.
4. NEWLY DISTURBED EARTH SHALL BE MULCHED PRIOR TO A RAIN EVENT. THIS WORK SHALL BE PAID FOR UNDER ITEM 619.1202 TEMPORARY MULCH.
5. ALL TEMPORARY AND PERMANENT EROSION CONTROL DEVICES SHALL BE INSTALLED IN ACCORDANCE WITH THE MAINE DEPARTMENT OF TRANSPORTATION BEST MANAGEMENT PRACTICES.
6. EROSION CONTROL BLANKET, ITEM 613.319, SHALL BE INSTALLED IN ALL DITCHES AND SLOPES GREATER THAN 3:1 FROM TOP TO TOE OF SLOPE. LOAM AND SEED SHALL BE PLACED PRIOR TO THE INSTALLATION OF THE EROSION CONTROL BLANKET. LIMITS OF THE EROSION CONTROL BLANKET IN DITCHES SHALL BE 6' WIDE OR AS DESIGNATED BY THE RESIDENT.
7. TEMPORARY STABILIZATION WITH MULCH OR OTHER NON-ERODABLE COVER IS REQUIRED ON ALL EXPOSED SOILS THAT WILL NOT BE WORKED FOR MORE THAN 7 DAYS. AREAS WITHIN 75 FEET OF A WETLAND OR WATERBODY SHALL BE STABILIZED WITHIN 48 HOURS OF THE INITIAL DISTURBANCE OF THE SOIL OR PRIOR TO ANY STORM EVENT, WHICHEVER COMES FIRST. THE CONTRACTOR IS RESPONSIBLE FOR APPLYING TEMPORARY MULCH AS NECESSARY, IN ACCORDANCE WITH THE LATEST EDITION OF THE BMP'S, TO MINIMIZE SOIL EROSION PRIOR TO THE APPLICATION OF THE FINAL SLOPE TREATMENT.
8. STABILIZED CONSTRUCTION ENTRANCES MUST BE USED AND MAINTAINED. NO TRACKING OF SOIL ON THE MAINE TURNPIKE OR LOCAL ROADS WILL BE ALLOWED.
9. A DOUBLE ROW OF SILT FENCE PROTECTION SHALL BE INSTALLED AT ALL STREAM LOCATIONS AND OPEN WATER WETLANDS.
10. UNLESS OTHERWISE NOTED, SEEDING METHOD NO. 2 SHALL BE UTILIZED ON ALL AREAS.
11. ADDITIONAL MEASURES MAY BE PROPOSED BY THE CONTRACTOR DUE TO SITE OR WEATHER CONDITIONS. THE RESIDENT MAY DIRECT THE CONTRACTOR TO IMPLEMENT ADDITIONAL MEASURES. ANY ADDITIONAL MEASURES APPROVED BY THE RESIDENT WILL BE MEASURED FOR PAYMENT.


LIGHTING NOTES:

1. CONTRACTOR SHALL MAINTAIN THE OPERABILITY OF THE EXISTING HIGHWAY LIGHTING SYSTEM.
2. ALL PERMANENT WIRING SHALL BE STRANDED COPPER XHHW-2.
3. LOCATION OF ELECTRICAL CONDUIT IS SCHEMATIC ONLY.
4. ALL HIGHWAY LIGHTING CONDUIT SHALL BE 3" SCHEDULE 80 AND SHALL BE PAID UNDER ITEM 626.22 - NON-METALLIC CONDUIT.
5. ALL HIGHWAY LIGHTING WIRING SHALL BE INCIDENTAL TO THE HIGHWAY LIGHTING CONDUIT.

Date: 4/28/2026

Filename: ... \HIGHWAY\MSTA\GeneralNotes.dgn

Scale:			
NOT TO SCALE			
No.	Revision	By	Date

Designed by:					
					
CONSULTANT PROJECT MANAGER: JOSEPH HOWE, PE					
	By	Date		By	Date
Designed	CLG	04\26	Checked	JRH	04\26
Drawn	CLG	04\26	In Charge of	JRH	04\26

STANTEC CONSULTING SERVICES INC.
 2211 CONGRESS STREET SUITE 380
 PORTLAND, ME 04102
 TEL (207) 887-3448
 FAX (207) 883-3376



THE GOLD STAR MEMORIAL HIGHWAY

MTA PROJECT MANAGER: LAUREN FLEMING, PE

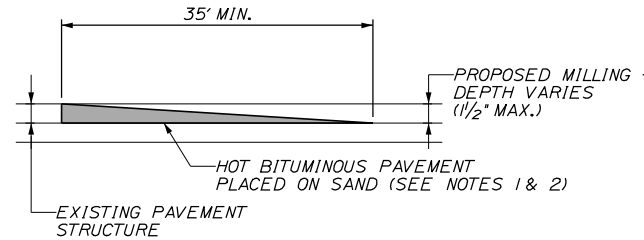
RAMP IMPROVEMENTS BIDDEFORD EXIT 32

GENERAL NOTES

SHEET NUMBER: GN-01

CONTRACT: 2026.19

4 OF 73



TEMPORARY BITUMINOUS RAMP

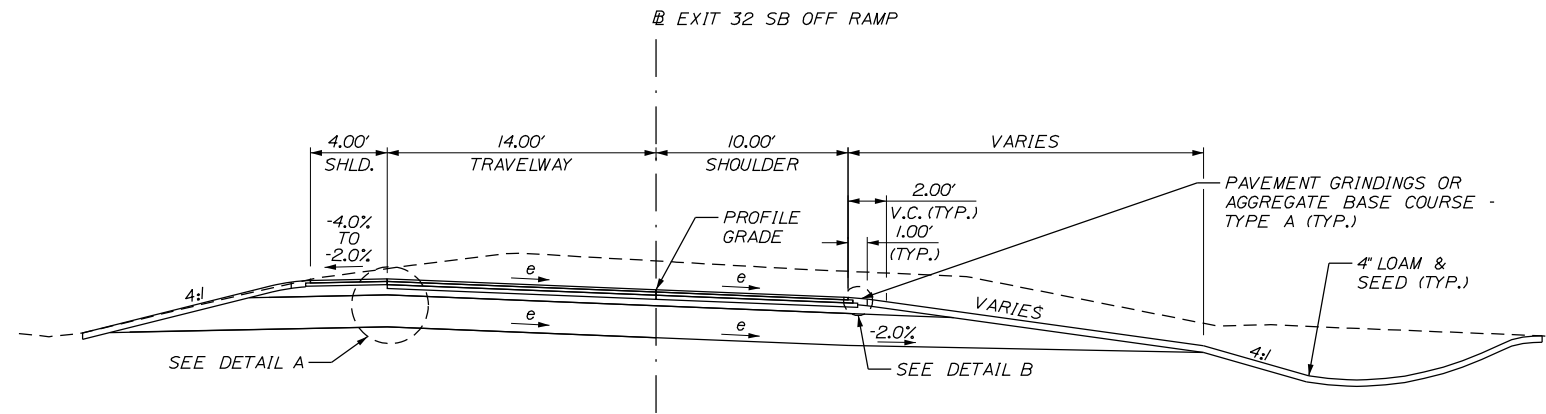
NOTES:

- HOT MIX ASPHALT FOR TEMPORARY RAMPS WILL NOT BE MEASURED FOR PAYMENT, BUT SHALL BE INCIDENTAL TO THE APPROPRIATE 403 ITEM.
- REMOVAL OF TEMP. BITUMINOUS RAMPS WILL NOT BE MEASURED FOR PAYMENT, BUT SHALL BE INCIDENTAL TO THE APPROPRIATE 403 ITEM.

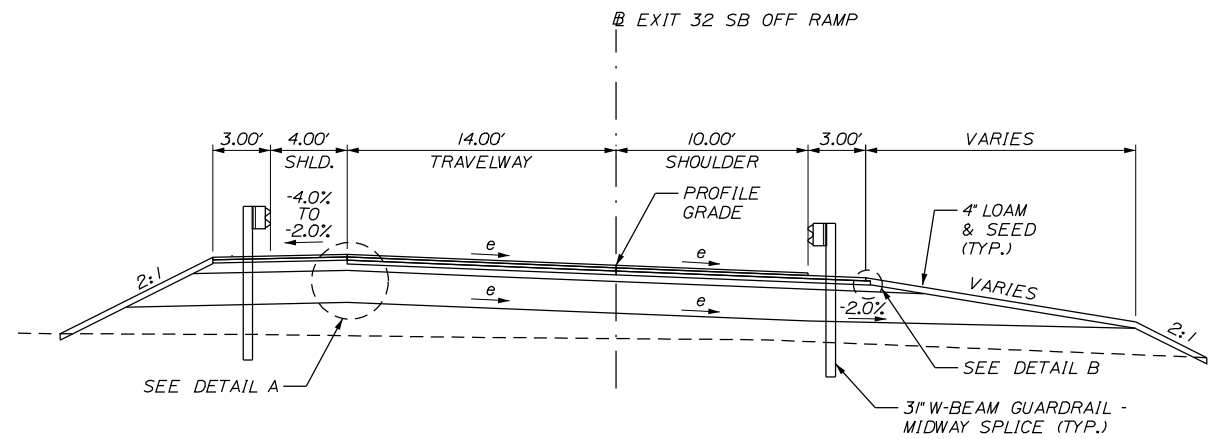
SUPERELEVATION TABLE			
LEFT SHOULDER	TRAVELWAY	STATION	RIGHT SHOULDER
MATCH EXISTING			
-4.9%	2.6%	507+00	-4.0%
-2.9%	4.3%	507+50	-4.3%
-2.0%	6.0%	508+00	-6.0%
FULL SUPER			
-2.0%	6.0%	514+75	-6.0%
-2.0%	5.0%	515+00	-5.0%
-2.0%	3.1%	515+50	-4.0%
-2.0%	2.9%	515+57	-4.0%
-0.3%	1.2%	516+00	-4.0%
0.5%	0.5%	516+18	-4.0%
0.0%	0.0%	516+31	-4.0%
-0.4%	-0.4%	516+40	-4.0%
-0.8%	-0.7%	516+50	-3.6%
-2.7%	-2.7%	517+00	-1.6%
-3.6%	-3.6%	517+25	-0.6%
-2.5%	-4.6%	517+50	0.4%
MATCH EXISTING			

GENERAL NOTES

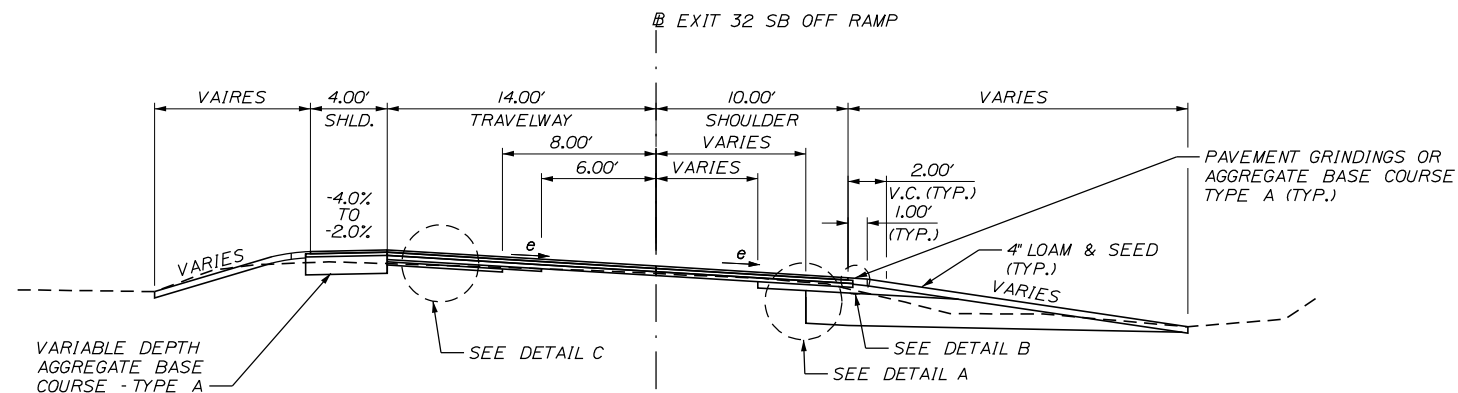
- THE PAVEMENT, BASE AND SUBBASE DEPTHS AS SHOWN ON THE PLANS ARE INTENDED TO BE NOMINAL.
- CROWNS FOR ALL COURSES OF SUBBASE AND PAVEMENT SHALL BE STRAIGHT.
- WHERE PROPOSED PAVEMENT JOINS EXISTING PAVEMENT, THE EXISTING PAVEMENT SHALL BE SAW CUT ALONG A SMOOTH LINE TO A NEAT, EVEN AND VERTICAL JOINT, AS DIRECTED BY THE RESIDENT. SAWCUTTING SHALL BE PAID FOR UNDER ITEM 419.30. ALL WORK NECESSARY FOR THE PREPARATION OF THE JOINT SHALL BE CONSIDERED INCIDENTAL TO THE RELATED CONTRACT ITEMS.
- COATING OF HOT RUBBERIZED ASPHALT (ASTM D6690 TYPE IV) SHALL BE APPLIED AT THE TOP SURFACE LIFT TO ALL TRANSVERSE BUTT JOINTS AND LONGITUDINAL JOINTS EXCEPT WHERE THE NOTCHED WEDGE IS USED. PAYMENT FOR THE HOT RUBBERIZED ASPHALT SHALL BE INCIDENTAL TO THE PAVEMENT ITEMS.
- BITUMINOUS TACK COAT IS REQUIRED BETWEEN EXISTING PAVEMENT AND PROPOSED HMA AND BETWEEN ANY LIFTS OF PROPOSED PAVEMENT OR SHIM.
- 14' WIDE RAMP LANES SHALL BE PAVED IN A SINGLE PASS SUCH THAT LONGITUDINAL JOINTS ARE AT THE EDGES OF THE LANE.
- A MILLED SAFETY WEDGE IS REQUIRED.



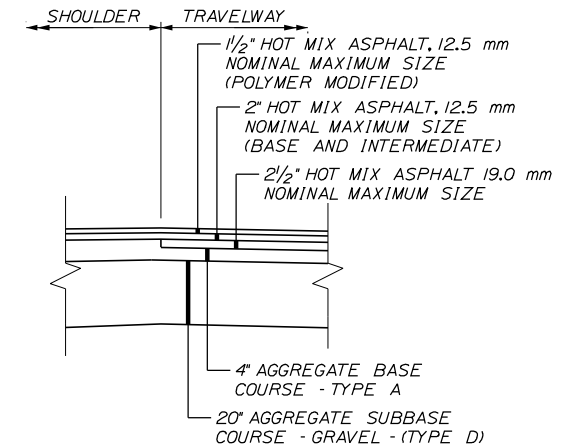
EXIT 32 SB OFF RAMP - WITHOUT GUARDRAIL



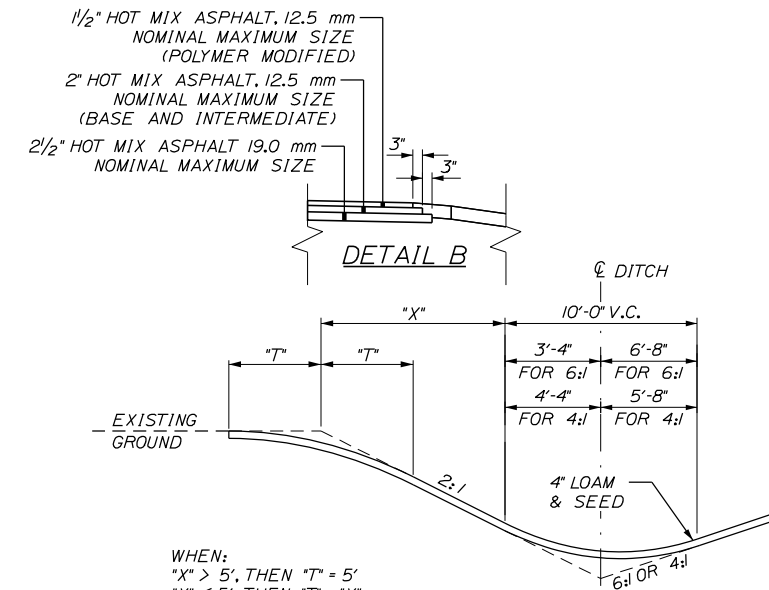
EXIT 32 SB OFF RAMP - WITH GUARDRAIL



EXIT 32 SB OFF RAMP - MILLING



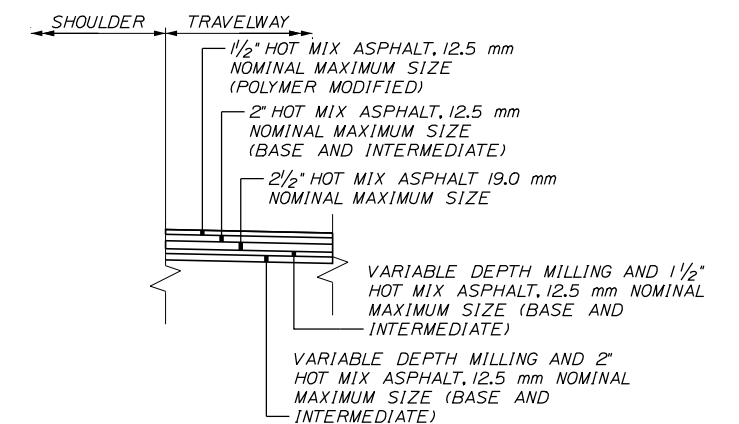
DETAIL A



DETAIL B

WHEN:
 "X" > 5', THEN "T" = 5'
 "X" ≤ 5', THEN "T" = "X"
 THIS FORMULA MAY BE MODIFIED IN THE FIELD BY THE RESIDENT TO AVOID PROPERTY DAMAGE.

BACKSLOPE ROUNDING DETAIL



DETAIL C

Filename: ...000.HIGHWAY\MSTA...Typ.dgn



No.	Revision	By	Date

Designed by:

Stantec

CONSULTANT PROJECT MANAGER: JOSEPH HOWE, PE

	By	Date		By	Date
Designed	AFS	04\26	Checked	AFS	04\26
Drawn	CLG	04\26	In Charge of	JRH	04\26

STANTEC CONSULTING SERVICES INC.
 2211 CONGRESS STREET SUITE 380
 PORTLAND, ME 04102
 TEL (207) 887-3448
 FAX (207) 883-3376



**THE GOLD STAR
 MEMORIAL HIGHWAY**

**RAMP IMPROVEMENTS
 BIDDEFORD EXIT 32**

TYPICAL SECTIONS

SHEET NUMBER: TS-01

CONTRACT: 2026.19

5 OF 73

MTA PROJECT MANAGER: LAUREN FLEMING, PE

GENERAL MAINTENANCE OF TRAFFIC NOTES:

1. ALL PAVEMENT STRIPING & SIGNING SHALL BE IN ACCORDANCE WITH THE "MANUAL ON UNIFORM TRAFFIC CONTROL DEVICES", U.S.D.O.T., F.H.W.A., LATEST EDITION. NOTE THERE IS A 2023 EDITION OF MUTCD.
2. THESE PLANS SHOW THE GENERAL CONDITION FOR TURNPIKE MAINLINE TRAFFIC CONTROL DURING CONSTRUCTION. SLIGHT MODIFICATIONS IN CONSTRUCTION PROCEDURE MAY OCCUR AND MAY REQUIRE SOME MINOR ADJUSTMENTS TO BE MADE IN THE FIELD. ALL PROCEDURES MUST BE APPROVED BY THE RESIDENT.
3. EXPOSED BARRIER ENDS SHALL BE PROTECTED BY A WORK ZONE CRASH CUSHION. PAYMENT WILL BE UNDER ITEM 527.341 - WORK ZONE CRASH CUSHIONS - TL-3.
4. ALL TEMPORARY BARRIER SHALL BE SET WITH A MINIMUM 8:1 TAPER. THE 8:1 TAPER BARRIER LENGTH IS DEPENDENT ON THE LOCATION OF THE BARRIER RELATIVE TO THE MAINE TURNPIKE SHOULDERS OR LANES.
5. REMOVAL OF TEMPORARY PAVEMENT MARKINGS ON FINAL PAVEMENT SURFACE SHALL BE DONE IN SUCH A MANNER TO REMOVE AS LITTLE PAVEMENT AS POSSIBLE.
6. TRUCK MOUNTED ATTENUATOR SHALL NOT BE LOCATED WITHIN THE BUFFER ZONE.
7. DRUMS AND CONES SHALL BE INCIDENTAL TO ITEM 652.361 - MAINTENANCE OF TRAFFIC CONTROL DEVICES.
8. CONTRACTOR MAY USE CONES FOR ALL TANGENTS THROUGH WORK ZONES AFTER THE FIRST 240 FEET.
9. DRUMS SHALL BE USED WITHIN THE FIRST 240 FEET DOWNSTREAM OF A BREAK FOR ANY RAMP.

MOT SIGN NOTES:

1. THESE PLANS SHOW THE GENERAL LAYOUT OF CONSTRUCTION ZONE SIGNING; ALL LOCATIONS REQUIRING SIGNS MAY NOT BE SHOWN. ADDITIONAL MOT NOT SHOWN ON THE PLANS AND LAYOUT OF SIGNS MUST BE SUBMITTED TO AND APPROVED BY THE RESIDENT.
2. ALL PROPOSED CONSTRUCTION SIGNS ON MAINLINE WILL BE PLACED ON BOTH SIDES OF THE ROAD UNLESS OTHERWISE SHOWN ON THE PLANS. THE CONTRACTOR MAY REFER TO THE 2024 AMENDMENTS TO THE MTA 2021 TRAFFIC CONTROL PLANS FOR LOCATIONS THAT MEDIAN SIGNS MAY BE OMITTED.
3. NO SIGNS ON EASELS SHALL BE PLACED ON 4 FT. SHOULDERS WITH GUARDRAIL. SIGNS REQUIRED AT THESE LOCATIONS SHALL BE PLACED ON TALLER EASELS ON THE MEDIAN SIDE OF THE GUARDRAIL.
4. ALL TEMPORARY LANE CLOSURE SIGNS ARE TO BE MOUNTED ON EASELS.
5. ERECT CS-3 AND W3-4 SIGNS IMMEDIATELY PRIOR TO SCHEDULED STOPPAGES FOR EQUIPMENT MOVES AND REMOVE THE CS-3 AND W3-4 SIGNS IMMEDIATELY AFTER THE SCHEDULED STOPPAGES ARE COMPLETE.
6. ALL MOT SIGN LOCATIONS ARE APPROXIMATE AND SHALL BE CONFIRMED BY THE RESIDENT.
7. EXISTING SIGNS THAT CONFLICT WITH CONSTRUCTION WORK ZONE SIGNS SHALL BE COVERED.
8. SPEED LIMIT, STOP, EXIT AND YIELD SIGNS SHALL BE A MINIMUM OF 5' ABOVE THE PAVEMENT TO THE BOTTOM OF SIGN.
9. SIGN SPACING AS NOTED IN THE DETAILS MAY BE ADJUSTED FOR SITE CONDITIONS AND TO ALLOW FOR USING SINGLE SIGN LOCATIONS FOR DIFFERENT DETAILS AS APPROPRIATE.

TEMPORARY RUMBLE STRIP NOTES:

1. IF TEMPORARY RUMBLE STRIPS ARE USED THEY SHALL BE PLACED IN ONE OF THE FOLLOWING CONFIGURATIONS:
 - * ADJACENT TO THE WORK ZONE (1 UNIT)
 - * UPSTREAM FROM THE TAPER FOR THE WORKZONE (2 UNITS)
 - * BOTH ADJACENT TO THE WORKZONE AND PRIOR TO THE TAPER (3 UNITS)
2. W8-1 SIGNS SHALL BE PLACED ADJACENT TO THE FIRST RUMBLE STRIP AT ANY LOCATION. ONLY ONE SET OF W8-24a SIGNS ARE REQUIRED FOR ANY OF THE ABOVE CONFIGURATIONS.
3. RUMBLE STRIPS MAY BE PLACED UPSTREAM OF THE TAPER BETWEEN THE W3-5 SIGNS AND THE W4-2 SIGNS. IF RUMBLE STRIPS ARE INSTALLED PRIOR TO TAPER, W8-1 SIGNS SHALL BE PLACED ADJACENT TO THE FIRST STRIP AND THE W8-24a SIGNS SHALL BE MOVED TO 400' AFTER THE W20-5 SIGNS.

RAMP CLOSURE NOTES:

1. THE CONTRACTOR SHALL NOTIFY THE RESIDENT 14 DAYS PRIOR TO RAMP CLOSURES SO THAT THE RESIDENT CAN COORDINATE THE CLOSURE WITH MTA.
2. ALL PCMS MESSAGES SHALL BE CONFIRMED BY THE RESIDENT.
3. OFF RAMP CLOSURES ALSO REQUIRE THE USE OF THE OFF RAMP CLOSURE DETAIL.

ABBREVIATIONS FOR ALL M.O.T. PLANS:


- BWLL = BROKEN WHITE LANE LINE
- SWEL = SOLID WHITE EDGE LINE
- SYEL = SOLID YELLOW EDGE LINE
- TSBW = TEMPORARY SINGLE BROKEN WHITE LINE
- TSSW = TEMPORARY SINGLE SOLID WHITE LINE
- TSSY = TEMPORARY SINGLE SOLID YELLOW LINE
- TSDW = TEMPORARY SINGLE DOTTED WHITE LINE
- TDYL = TEMPORARY DOUBLE YELLOW LINE

TEMPORARY PAVEMENT MARKINGS:

1. TEMPORARY PAVEMENT MARKINGS ON MILLED PAVEMENT, SHIM, OR BASE AND INTERMEDIATE PAVEMENT SHALL BE 6" SOLID WHITE, BROKEN WHITE, OR SOLID YELLOW PAINT LINES. PAYMENT FOR MARKINGS SHALL BE PAID UNDER ITEM 627.78 - TEMPORARY PAVEMENT MARKING LINE, WHITE OR YELLOW.
2. TEMPORARY PAVEMENT MARKINGS ON SURFACE PAVEMENT FOR "SOLID WHITE" AND "SOLID YELLOW" EDGE LINES SHALL BE A 1" PIECE OF TEMPORARY PAVEMENT MARKING TAPE SPACED AT 10' C. TO C.

Filename: ...MSTA\...GeneralNotes_MOT.dgn

Scale:			
NOT TO SCALE			
No.	Revision	By	Date

Designed by:					
					
CONSULTANT PROJECT MANAGER: JOSEPH HOWE, PE					
	By	Date		By	Date
Designed	KBJ	04\26	Checked	JRH	04\26
Drawn	KBJ	04\26	In Charge of	JRH	04\26

STANTEC CONSULTING SERVICES INC.
 2211 CONGRESS STREET SUITE 380
 PORTLAND, ME 04102
 TEL (207) 887-3448
 FAX (207) 883-3376



**THE GOLD STAR
MEMORIAL HIGHWAY**

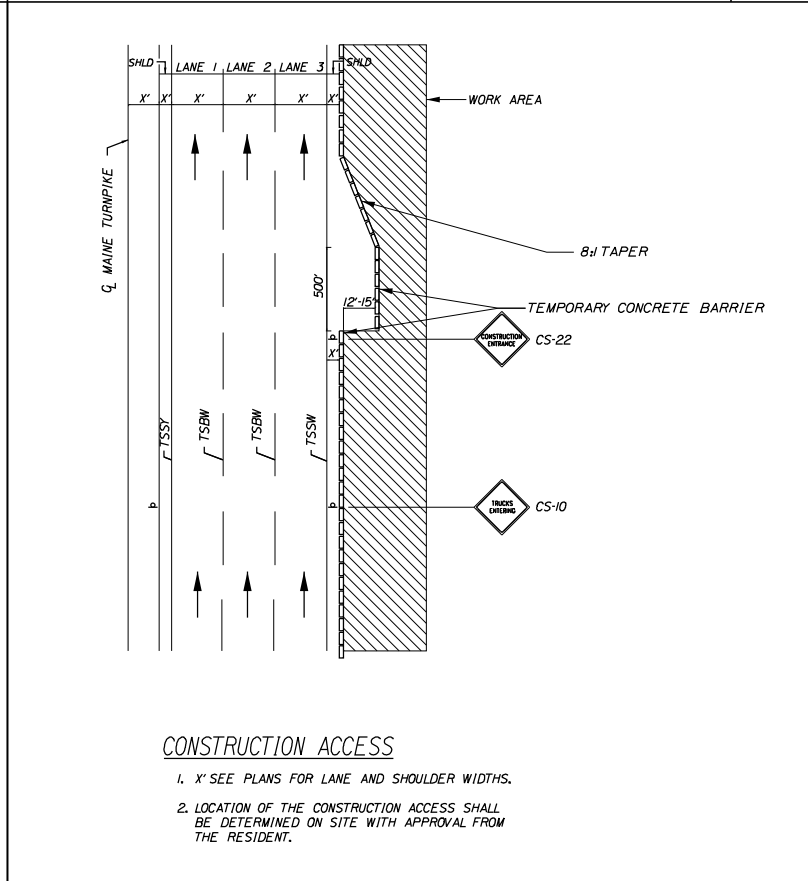
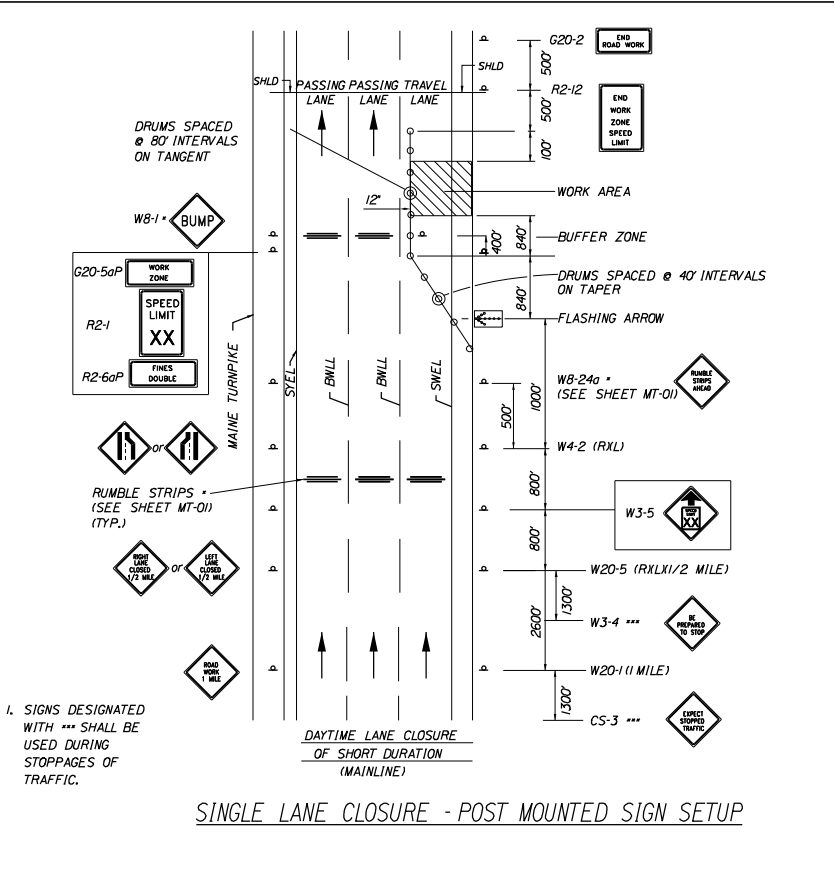
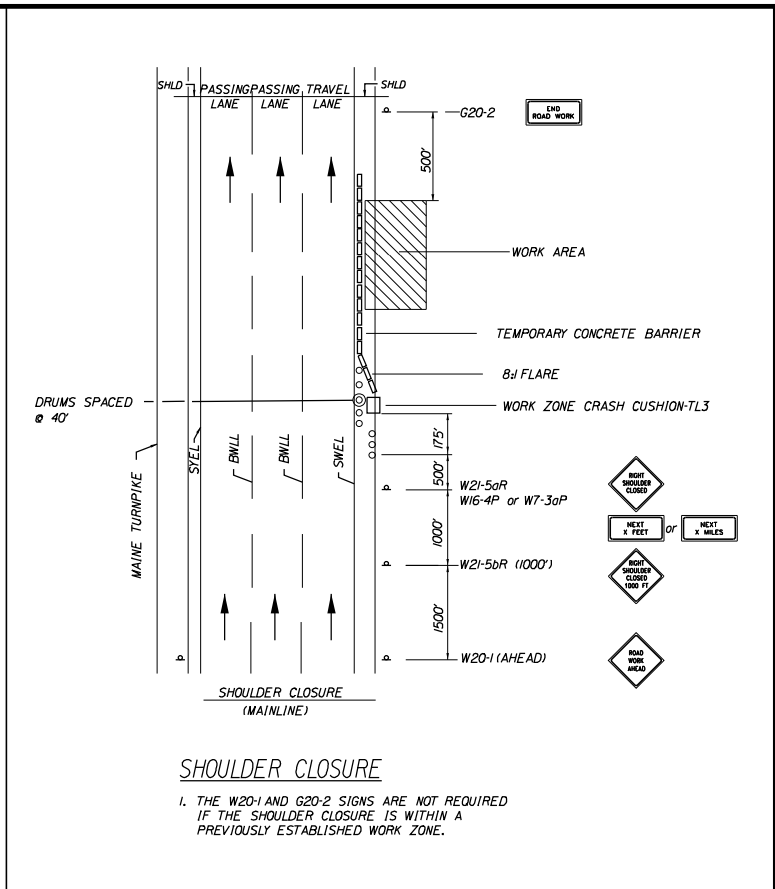
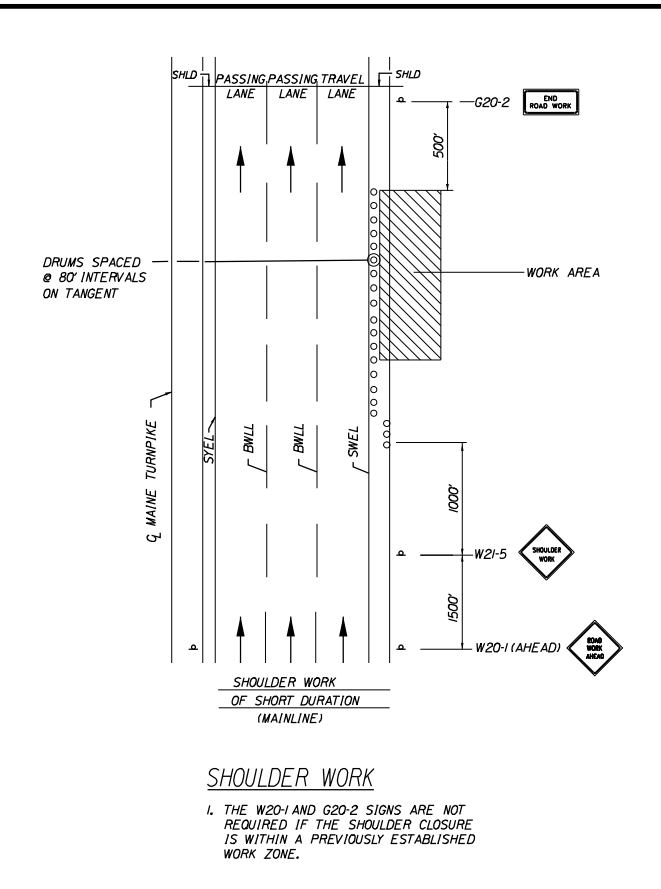
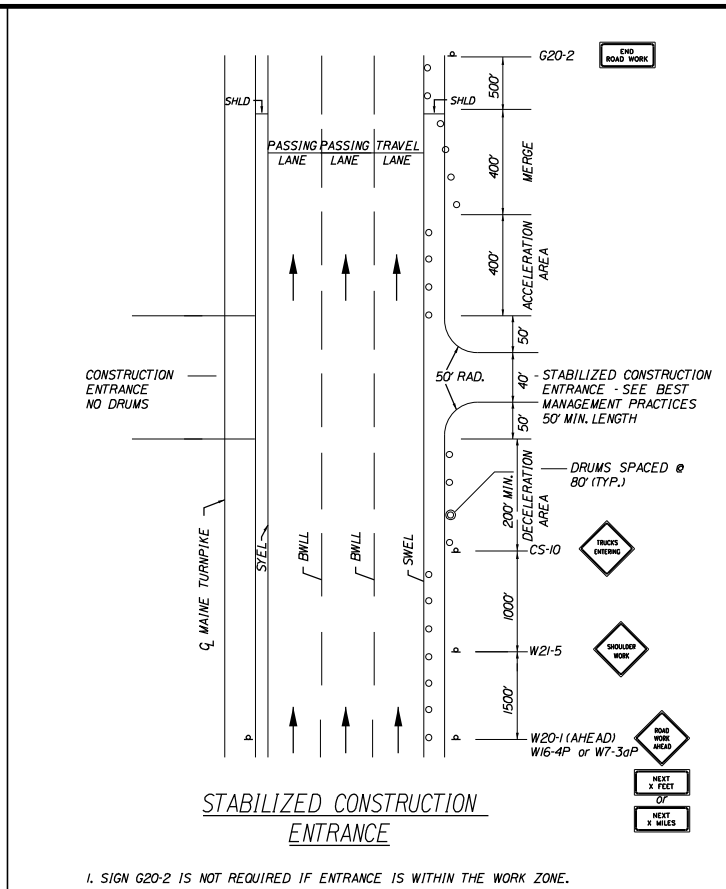
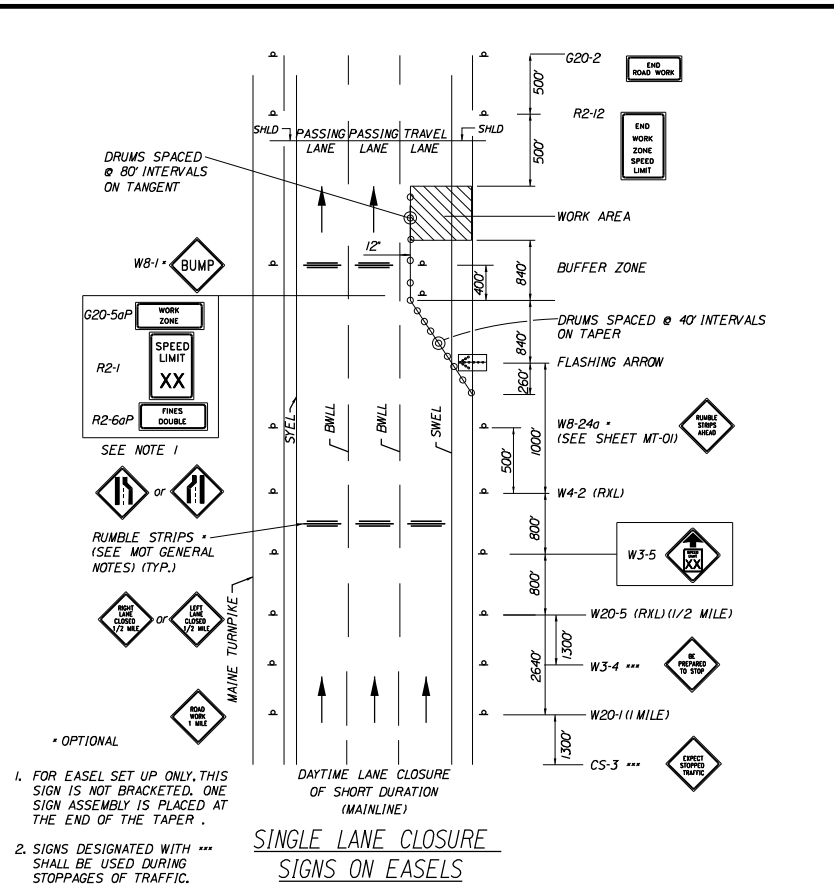
MTA PROJECT MANAGER: LAUREN FLEMING, PE

RAMP IMPROVEMENTS
 BIDDEFORD EXIT 32
 MAINTENANCE OF TRAFFIC
 GENERAL NOTES

SHEET NUMBER: MT-01
 CONTRACT: 2026.19
 6 OF 73

Date: 4/28/2026

Filename: ...MSTA_MOT_Details_01.dwg



Scale: NOT TO SCALE

No.	Revision	By	Date

Designed by:

CONSULTANT PROJECT MANAGER: JOSEPH HOWE, PE

	By	Date		By	Date
Designed	KBJ	04\26	Checked	JRH	04\26
Drawn	CLG	04\26	In Charge of	JRH	04\26

STANTEC CONSULTING SERVICES INC.
 2211 CONGRESS STREET SUITE 380
 PORTLAND, ME 04102
 TEL (207) 887-3448
 FAX (207) 883-3376

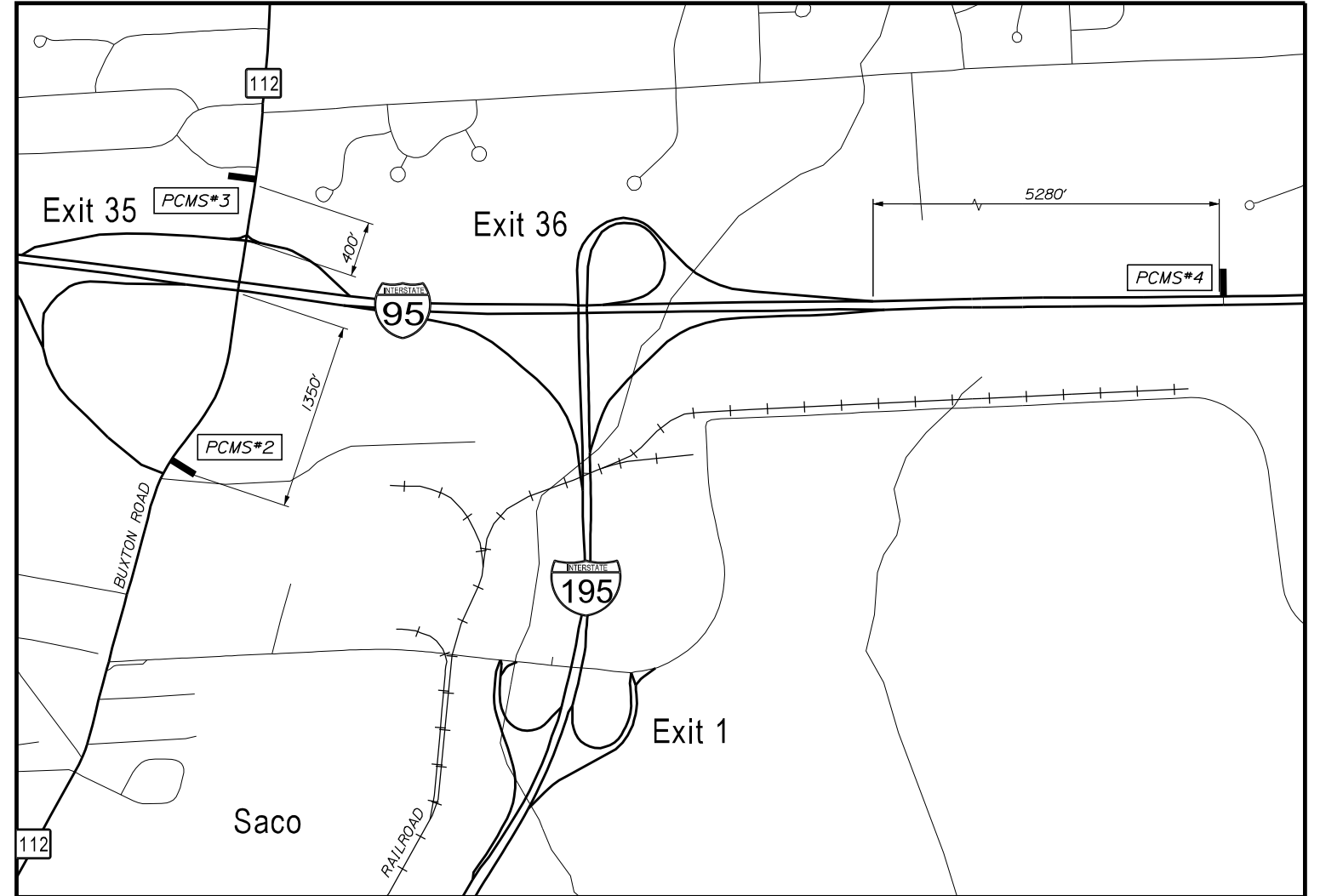
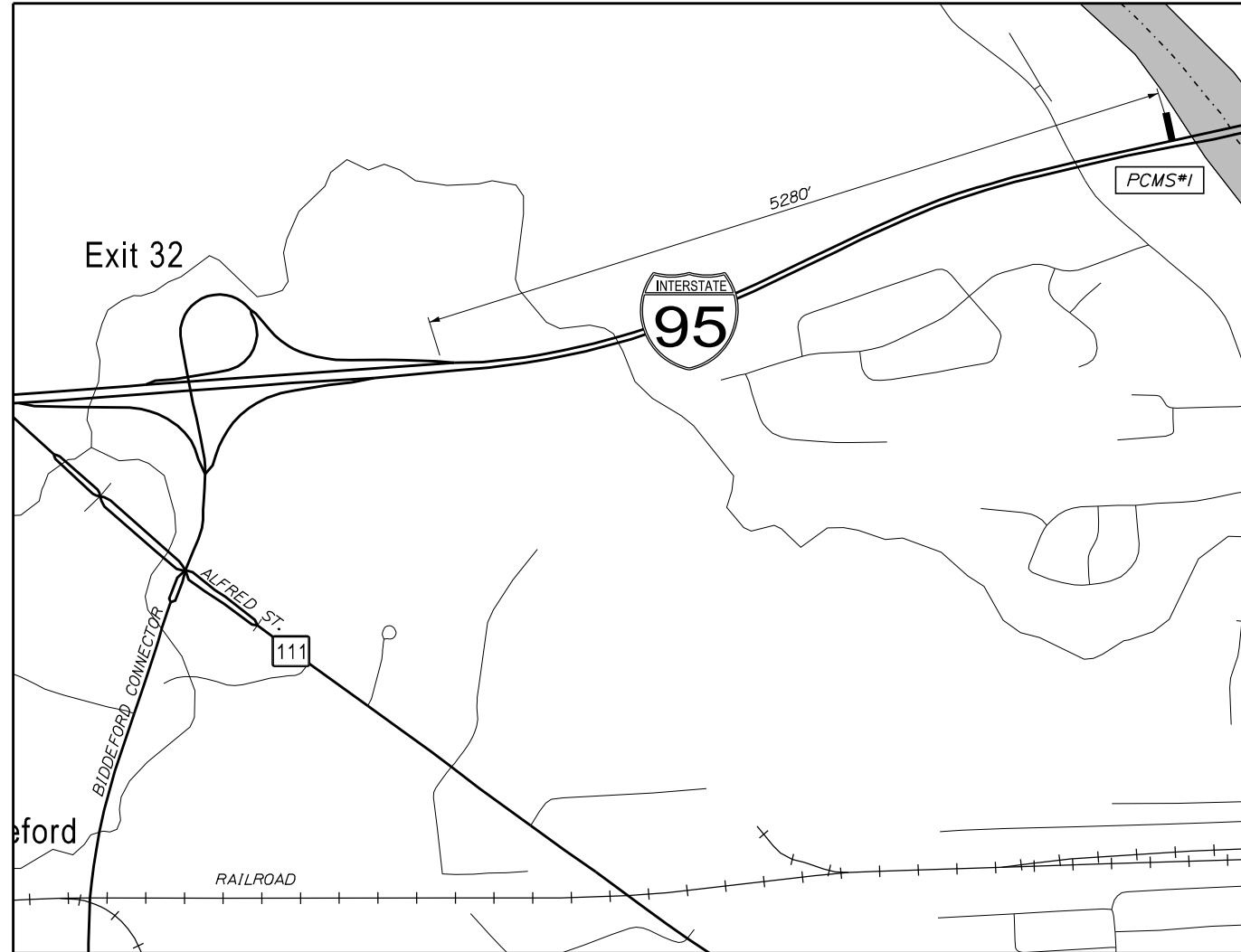
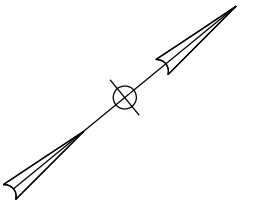
THE GOLD STAR MEMORIAL HIGHWAY

MTA PROJECT MANAGER: LAUREN FLEMING, PE

**RAMP IMPROVEMENTS
 BIDDEFORD EXIT 32
 MAINTENANCE OF TRAFFIC
 DETAILS**

SHEET NUMBER: MT-02
 CONTRACT: 2026.19
 7 OF 73

Date: 4/28/2026



ALL PCMS (1 WEEK PRIOR TO CLOSURE)

EXIT 32
RAMP TO
CLOSE SCREEN 1

XX/XX
TO
XX/XX SCREEN 2

XX:XX PM
TO
XX:XX AM SCREEN 3

PCMS #1

EXIT 32
RAMP
CLOSED SCREEN 1

USE
EXIT 25 SCREEN 2

PCMS #2 & #3

EXIT 32
RAMP
CLOSED SCREEN 1

USE
ROUTE 1 SCREEN 2

PCMS #4

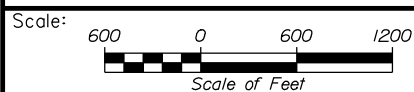
EXIT 32
RAMP
CLOSED SCREEN 1

USE
EXITS 35
OR 36 SCREEN 2

PCMS MESSAGES

NOTES:

1. THE CONTRACTOR SHALL NOTIFY THE RESIDENT 21 DAYS PRIOR TO OFF RAMP CLOSURES SO THAT THE RESIDENT CAN COORDINATE THE CLOSURE WITH MTA.
2. ALL MESSAGES SHALL BE CONFIRMED BY THE RESIDENT.
3. PCMS MAY BE REUSED AT MULTIPLE LOCATIONS.
4. OFF RAMP CLOSURES ALSO REQUIRE THE USE OF THE OFF RAMP CLOSURE DETAIL.



Designed by:



STANTEC CONSULTING SERVICES INC.
2211 CONGRESS STREET SUITE 380
PORTLAND, ME 04102
TEL (207) 887-3448
FAX (207) 883-3376



**THE GOLD STAR
MEMORIAL HIGHWAY**

**RAMP IMPROVEMENTS
BIDDEFORD EXIT 32
MAINTENANCE OF TRAFFIC
RAMP CLOSURE PLAN**

No.	Revision	By	Date

CONSULTANT PROJECT MANAGER: JOSEPH HOWE, PE					
	By	Date		By	Date
Designed	KBJ	04\26	Checked	PLP	04\26
Drawn	CLG	04\26	In Charge of	JRH	04\26

MTA PROJECT MANAGER: LAUREN FLEMING, PE

CONTRACT: 2026.19

SHEET NUMBER: MT-03

8 OF 73

Filename: ...MSTA\MOT_Ramp_Closure.dgn

LEGEND:

— PCMS

NOTES:

1. RAMP MAY BE CLOSED FOR NIGHTTIME WORK ONLY.
2. RAMP SHALL BE OPENED WHEN WORK IS NOT OCCURRING.

ALL PCMS (1 WEEK PRIOR TO CLOSURE)

I-95 SB
EXIT 32
TO CLOSE

SCREEN 1

XX/XX
TO
XX/XX

SCREEN 2

XX:XX PM
TO
XX:XX AM

SCREEN 3

PCMS MESSAGES

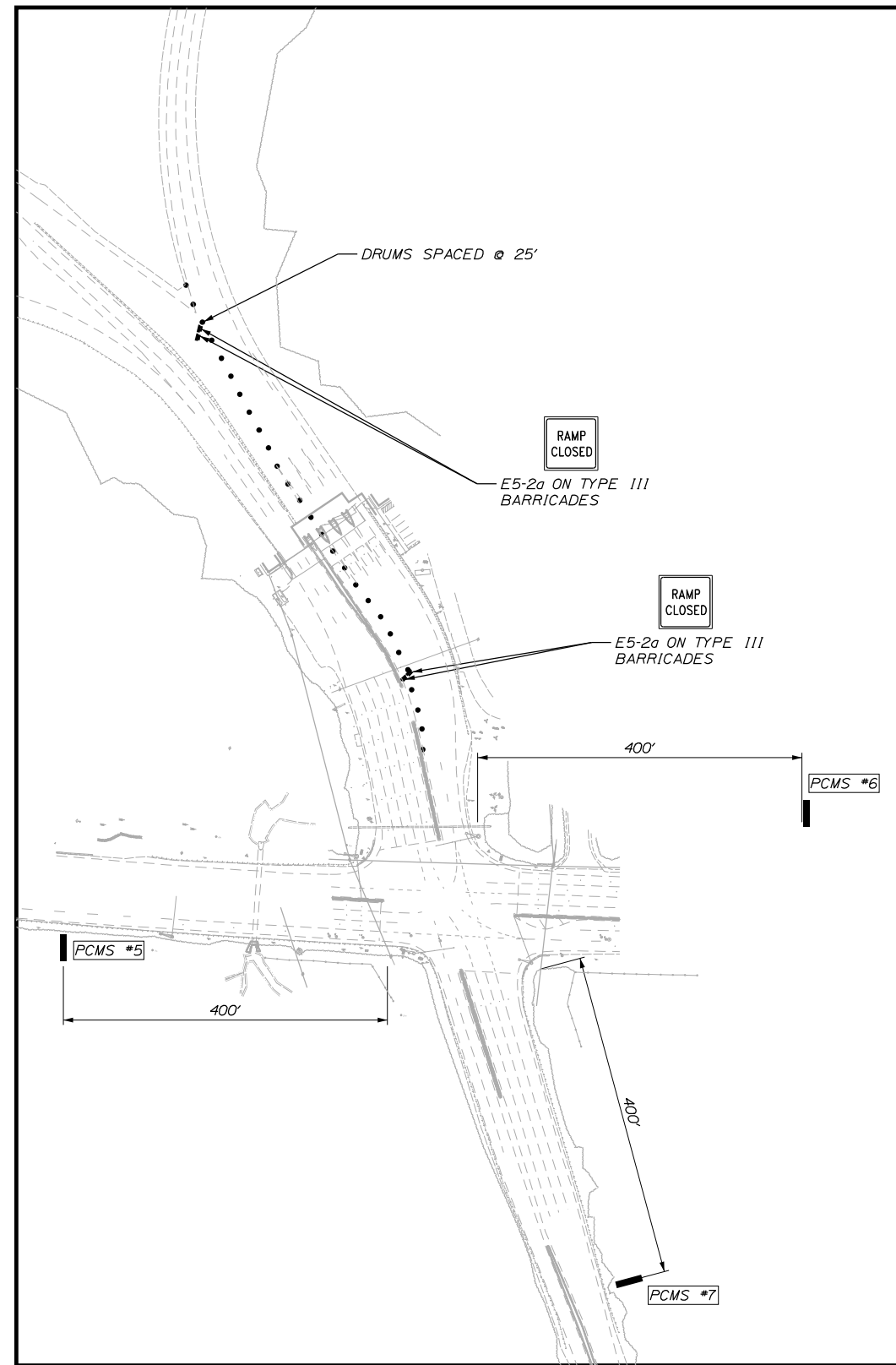
PCMS #5, #6 & #7

I-95 SB
EXIT 32
CLOSED

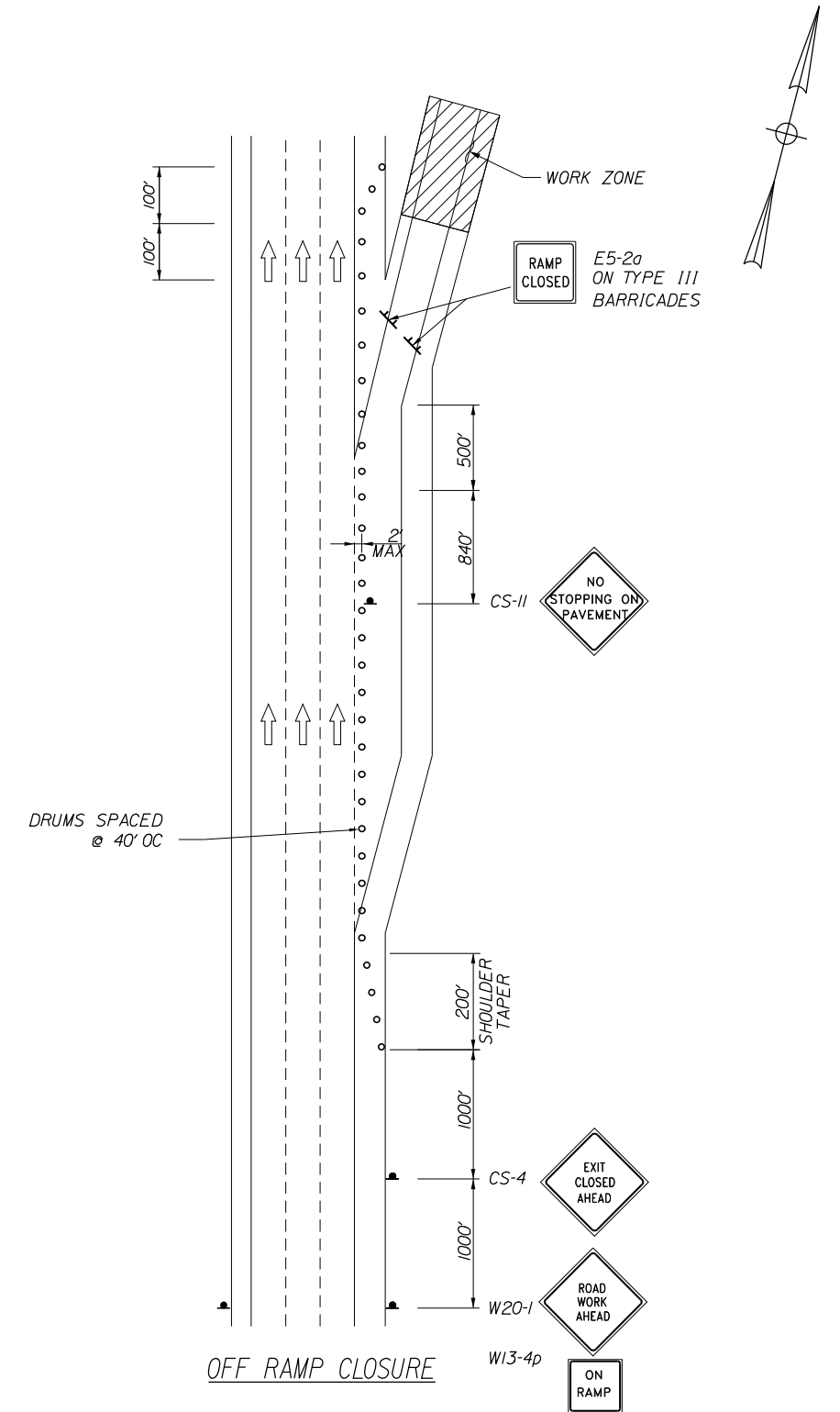
SCREEN 1

USE
ROUTE 1

SCREEN 2



SOUTHBOUND ON RAMP CLOSURE



OFF RAMP CLOSURE

Date: 4/28/2026

Filename: ...MSTA\MOT_Ramp_Closure2.dgn

Scale: **NOT TO SCALE**

No.	Revision	By	Date

Designed by:

Stantec

CONSULTANT PROJECT MANAGER: JOSEPH HOWE, PE

	By	Date	Checked	By	Date
Designed	KBJ	04\26	Checked	JRH	04\26
Drawn	CLG	04\26	In Charge of	JRH	04\26

STANTEC CONSULTING SERVICES INC.
2211 CONGRESS STREET SUITE 380
PORTLAND, ME 04102
TEL (207) 887-3448
FAX (207) 883-3376

MAINE TURNPIKE

THE GOLD STAR MEMORIAL HIGHWAY

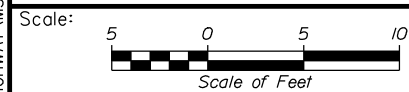
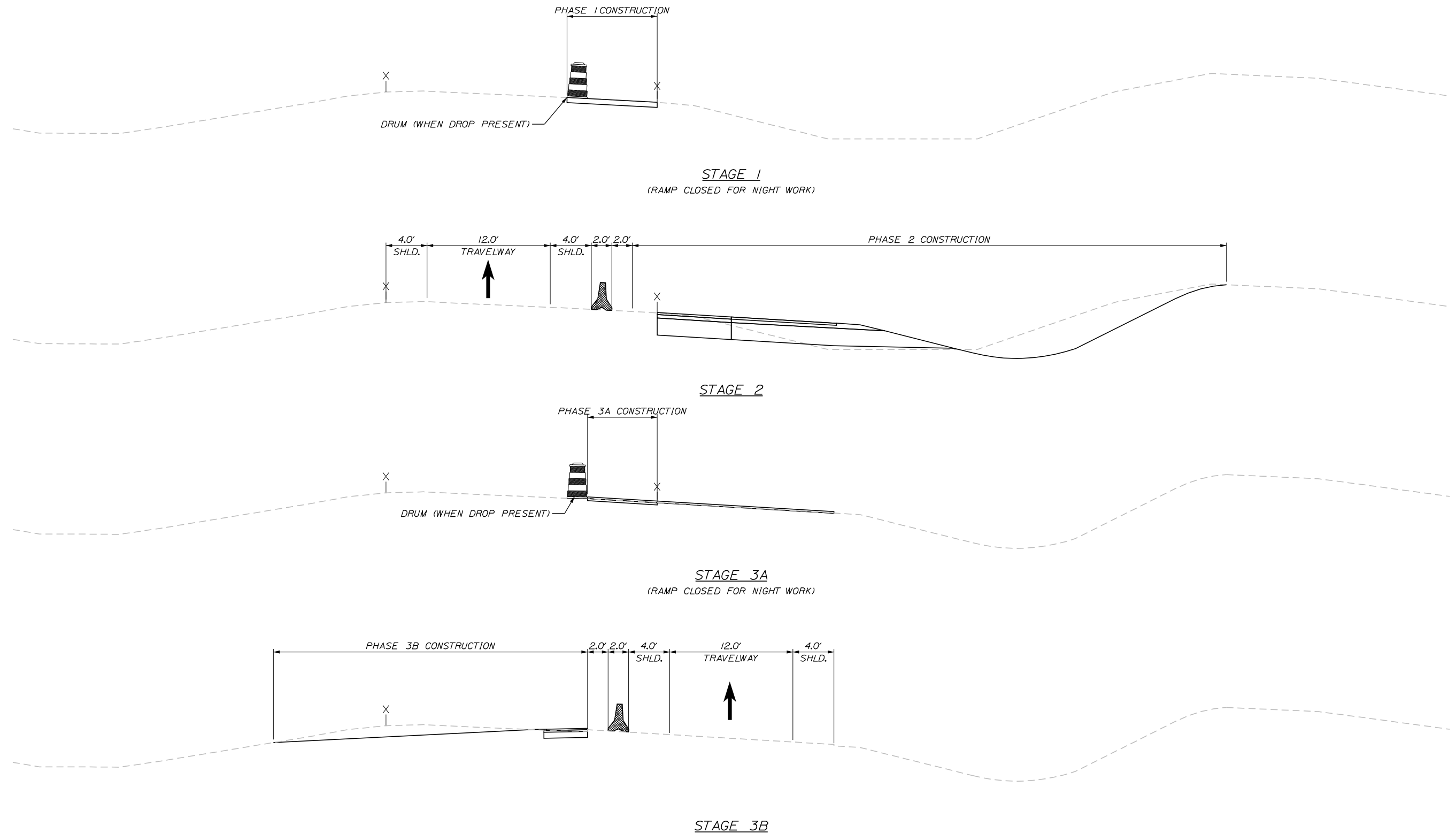
MTA PROJECT MANAGER: LAUREN FLEMING, PE

**RAMP IMPROVEMENTS
BIDDEFORD EXIT 32
MAINTENANCE OF TRAFFIC
EXIT 32 RAMP CLOSURE PLAN**

SHEET NUMBER: MT-04
CONTRACT: 2026.19
9 OF 73

Date: 4/28/2026

Filename: ...00\HIGHWAY\MSTA\M0T_Typ.dgn



Designed by:



STANTEC CONSULTING SERVICES INC.
2211 CONGRESS STREET SUITE 380
PORTLAND, ME 04102
TEL (207) 887-3448
FAX (207) 883-3376



**THE GOLD STAR
MEMORIAL HIGHWAY**

**RAMP IMPROVEMENTS
BIDDEFORD EXIT 32
STAGED CONSTRUCTION
TYPICAL SECTIONS**

No.	Revision	By	Date

CONSULTANT PROJECT MANAGER: JOSEPH HOWE, PE					
	By	Date		By	Date
Designed	KBJ	04\26	Checked	JRH	04\26
Drawn	CLG	04\26	In Charge of	JRH	04\26

MTA PROJECT MANAGER: LAUREN FLEMING, PE

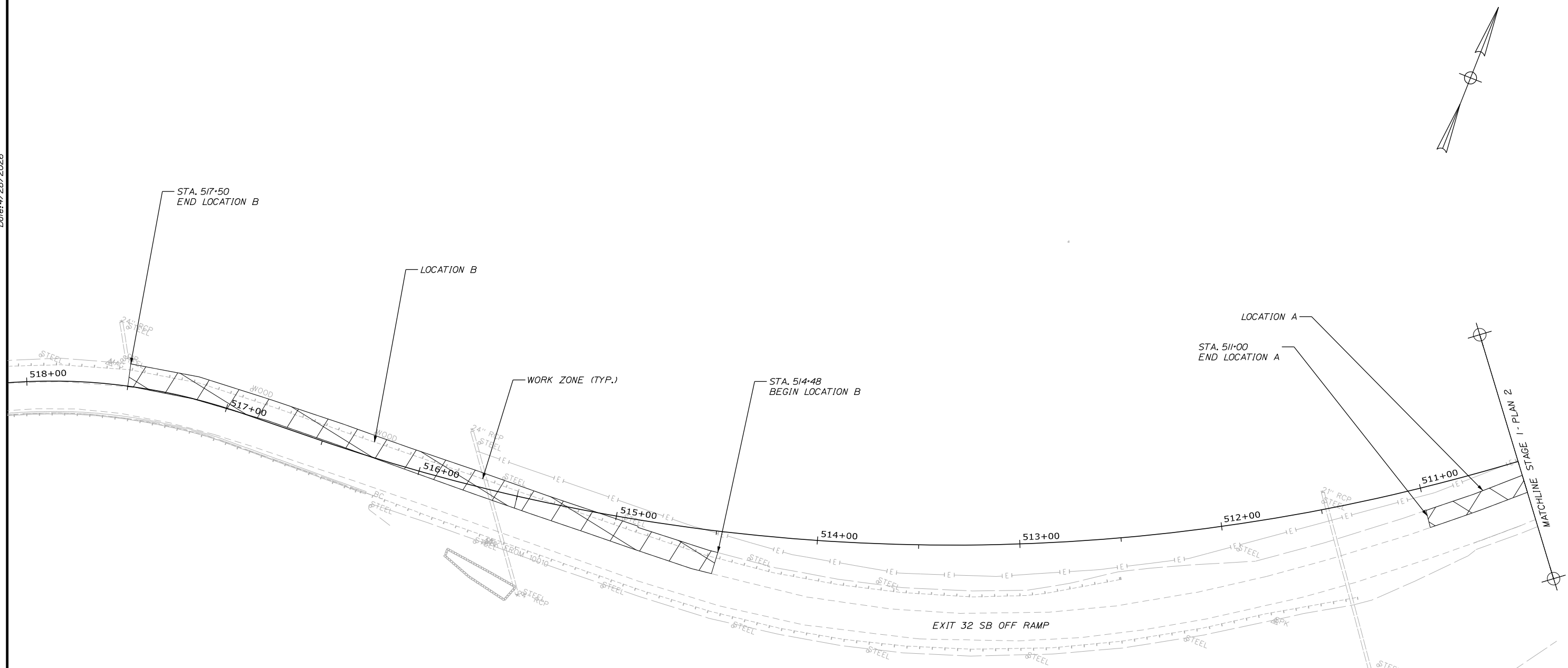
CONTRACT: 2026.19

SHEET NUMBER: MT-05

10 OF 73

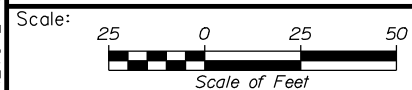
Date: 4/28/2026

Filename: ...MSTA_MOT_Phase1_Plan_1.dgn



STAGE 1 NOTES:

1. USING NIGHTLY RAMP CLOSURES, SAWCUT AND REMOVE EXISTING SHOULDER PAVEMENT, REGRADE, AND PLACE HMA AS NOTED BELOW:
 LOCATION A: 4" HMA (PAID UNDER ITEM 403.213) TO EXISTING CROSS SLOPE
 LOCATION B: 6" HMA (HMA PER TYPICAL SECTIONS EXCEPT SURFACE LIFT TO BE 403.213) TO PROPOSED CROSS SLOPE.
2. EXISTING GUARDRAIL SHALL REMAIN DURING STAGE 1.
3. CONTRACTOR SHALL MAINTAIN SHEET FLOW IN ANY REGRADED AREAS OF STAGE 1.
4. FOR ANY DROP OF MORE THAN 1 1/2" THAT WILL BE PRESENT DURING ACTIVE TRAFFIC PLACE A WEDGE OF GRAVEL OR MILLINGS PLACED ON A 4:1 OR FLATTER SLOPE AND DRUMS.
5. REFER TO SHEET MT-04 FOR OFF RAMP CLOSURE DETAIL.



Designed by:



STANTEC CONSULTING SERVICES INC.
 2211 CONGRESS STREET SUITE 380
 PORTLAND, ME 04102
 TEL (207) 887-3448
 FAX (207) 883-3376



**THE GOLD STAR
 MEMORIAL HIGHWAY**

**RAMP IMPROVEMENTS
 BIDDEFORD EXIT 32
 STAGED CONSTRUCTION PLANS
 STAGE 1 - PLAN 1**

No.	Revision	By	Date

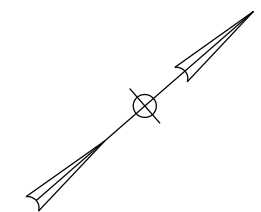
CONSULTANT PROJECT MANAGER: JOSEPH HOWE, PE					
	By	Date		By	Date
Designed	KBJ	04\26	Checked	JRH	04\26
Drawn	CLG	04\26	In Charge of	JRH	04\26

MTA PROJECT MANAGER: LAUREN FLEMING, PE

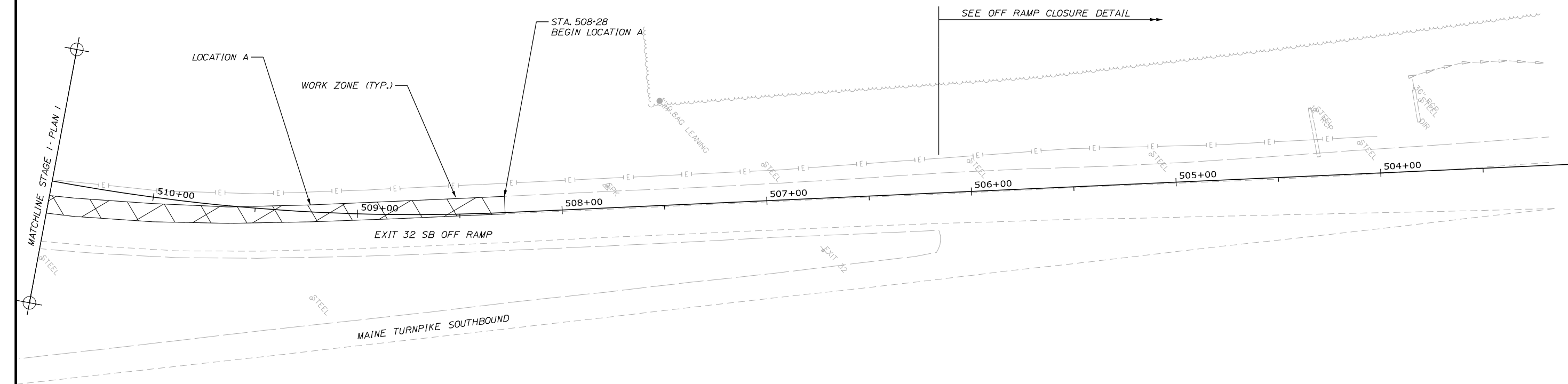
CONTRACT: 2026.19

SHEET NUMBER: MT-06

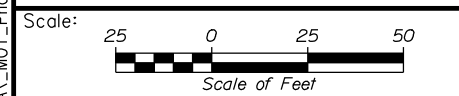
11 OF 73



Date: 4/28/2026



Filename: ...MSTA\MOT_Phase1_Plan_2.dgn



Designed by:



STANTEC CONSULTING SERVICES INC.
 2211 CONGRESS STREET SUITE 380
 PORTLAND, ME 04102
 TEL (207) 887-3448
 FAX (207) 883-3376



**THE GOLD STAR
 MEMORIAL HIGHWAY**

**RAMP IMPROVEMENTS
 BIDDEFORD EXIT 32
 STAGED CONSTRUCTION PLANS
 STAGE 1 - PLAN 2**

No.	Revision	By	Date

CONSULTANT PROJECT MANAGER: JOSEPH HOWE, PE					
	By	Date	Checked	By	Date
Designed	KBJ	04\26	Checked	JRH	04\26
Drawn	CLG	04\26	In Charge of	JRH	04\26

MTA PROJECT MANAGER: LAUREN FLEMING, PE

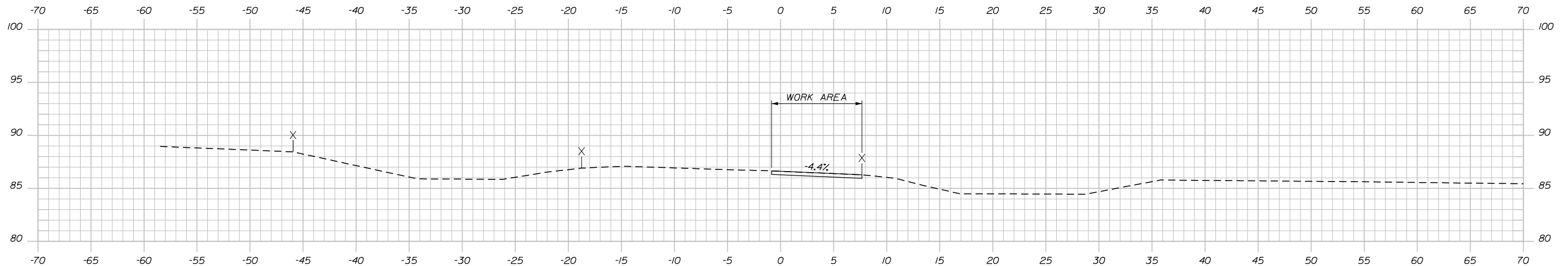
CONTRACT:2026.19

SHEET NUMBER: MT-07

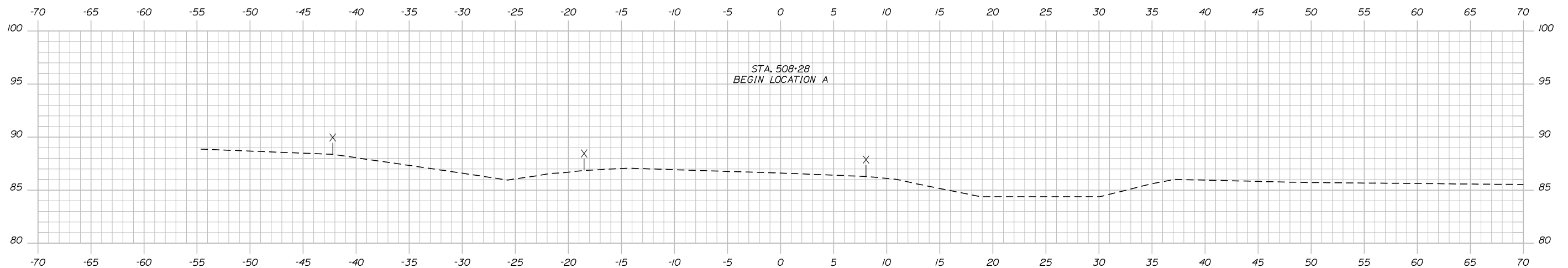
12 OF 73

Date: 4/28/2026

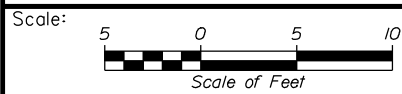
Filename: ...MSTAVS_MOT_Phasing.dgn



508+50.00



508+00.00



Designed by:



STANTEC CONSULTING SERVICES INC.
2211 CONGRESS STREET SUITE 380
PORTLAND, ME 04102
TEL (207) 887-3448
FAX (207) 883-3376



**THE GOLD STAR
MEMORIAL HIGHWAY**

**RAMP IMPROVEMENTS
BIDDEFORD EXIT 32
STAGE 1 - CROSS SECTIONS
STA. 508+00.00 TO STA. 508+50.00**

No.	Revision	By	Date

CONSULTANT PROJECT MANAGER: JOSEPH HOWE, PE					
	By	Date		By	Date
Designed	AFS	04\26	Checked	JRH	04\26
Drawn	AFS	04\26	In Charge of	JRH	04\26

MTA PROJECT MANAGER: LAUREN FLEMING, PE

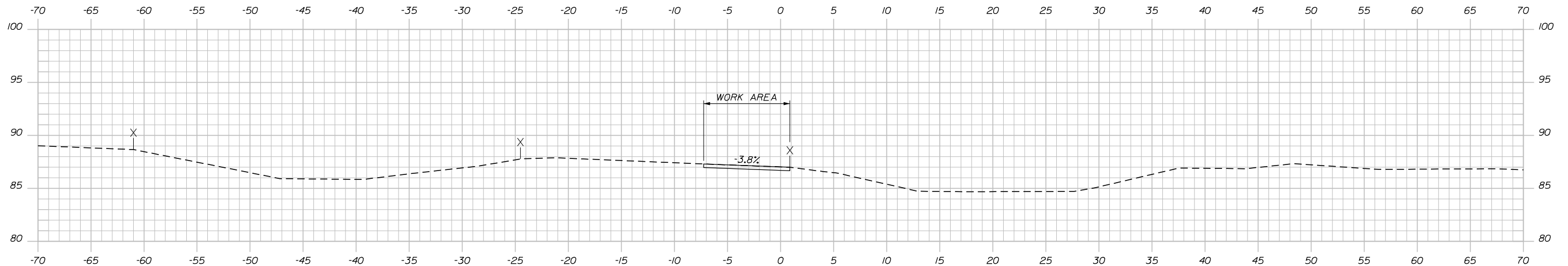
CONTRACT: 2026.19

SHEET NUMBER: MT-08

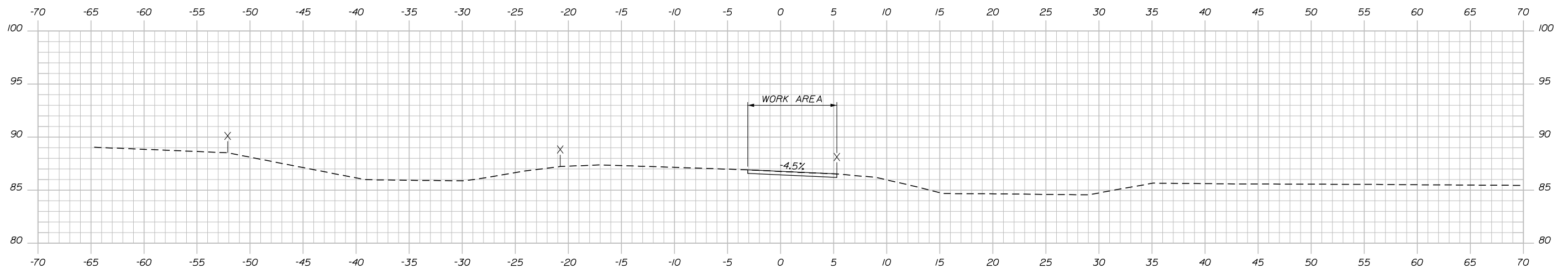
13 OF 73

Date: 4/28/2026

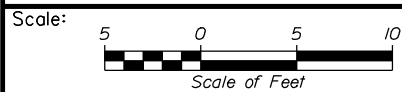
Filename: ...MSTAVS_MOT_Phasing.dgn



509+50.00




509+00.00



No.	Revision	By	Date

Designed by:



CONSULTANT PROJECT MANAGER: JOSEPH HOWE, PE

	By	Date		By	Date
Designed	AFS	04\26	Checked	JRH	04\26
Drawn	AFS	04\26	In Charge of	JRH	04\26

STANTEC CONSULTING SERVICES INC.
 2211 CONGRESS STREET SUITE 380
 PORTLAND, ME 04102
 TEL (207) 887-3448
 FAX (207) 883-3376



**THE GOLD STAR
 MEMORIAL HIGHWAY**

MTA PROJECT MANAGER: LAUREN FLEMING, PE

**RAMP IMPROVEMENTS
 BIDDEFORD EXIT 32
 STAGE 1 - CROSS SECTIONS
 STA. 509+00.00 TO STA. 509+50.00**

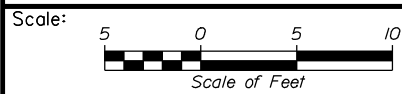
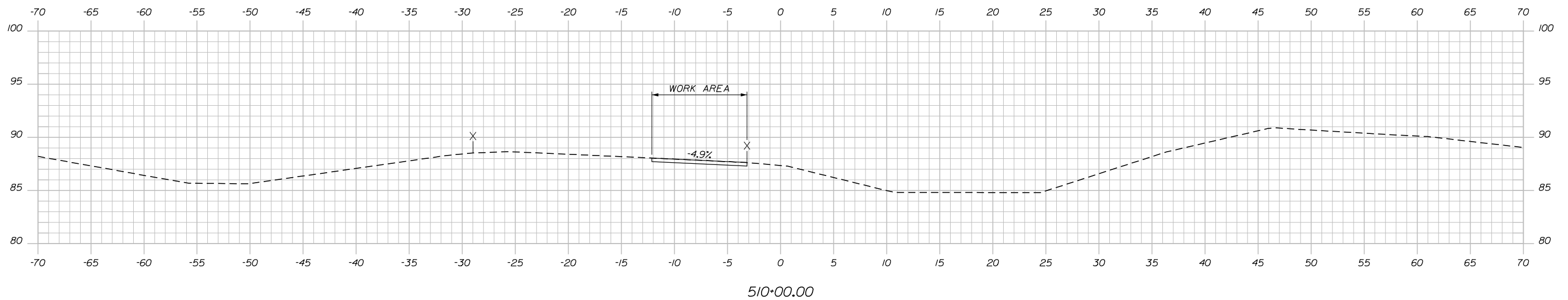
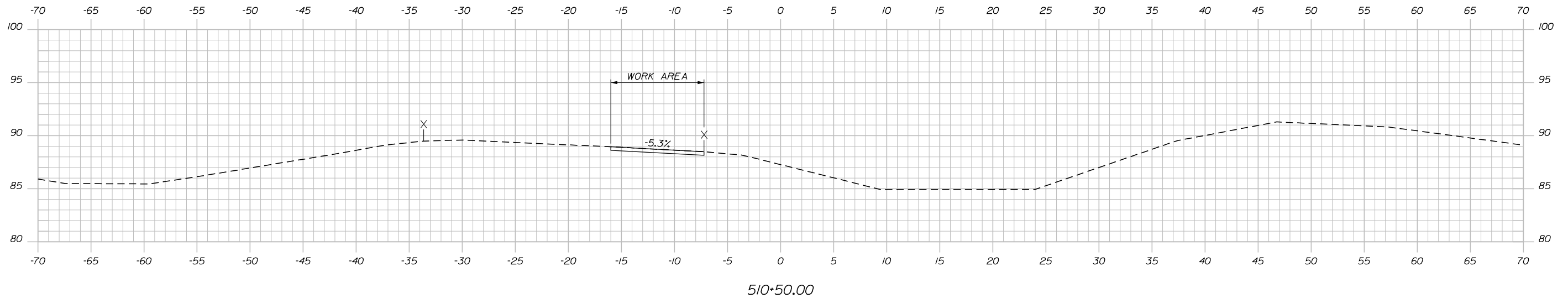
CONTRACT: 2026.19

SHEET NUMBER: MT-09

14 OF 73

Date: 4/28/2026

Filename: ...MSTAVS_MOT_Phasing.dgn



Designed by:



STANTEC CONSULTING SERVICES INC.
2211 CONGRESS STREET SUITE 380
PORTLAND, ME 04102
TEL (207) 887-3448
FAX (207) 883-3376



THE GOLD STAR
MEMORIAL HIGHWAY

RAMP IMPROVEMENTS
BIDDEFORD EXIT 32
STAGE 1 - CROSS SECTIONS
STA. 510+00.00 TO STA. 510+50.00

No.	Revision	By	Date

CONSULTANT PROJECT MANAGER: JOSEPH HOWE, PE					
	By	Date		By	Date
Designed	AFS	04\26	Checked	JRH	04\26
Drawn	AFS	04\26	In Charge of	JRH	04\26

MTA PROJECT MANAGER: LAUREN FLEMING, PE

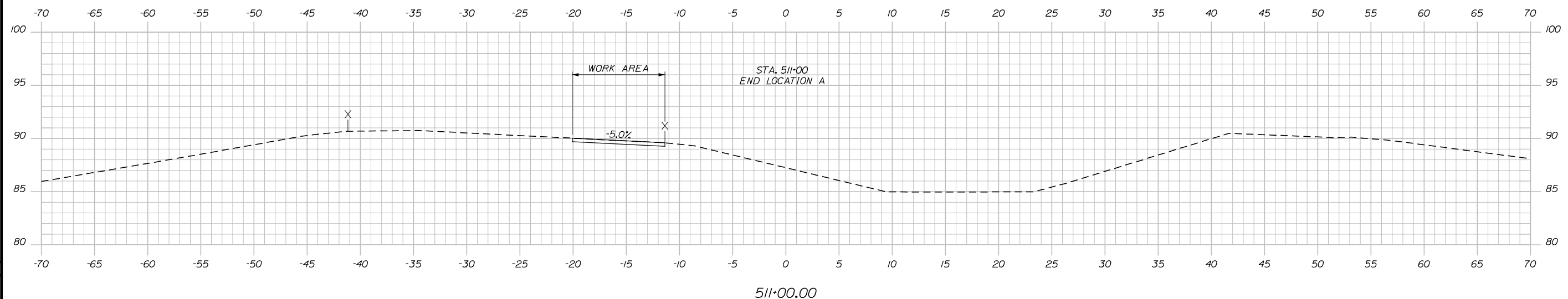
CONTRACT: 2026.19

SHEET NUMBER: MT-10

15 OF 73

Date: 4/28/2026

Filename: ...MSTAVS_MOT_Phasing.dgn



Scale: 1" = 10'

No.	Revision	By	Date

Designed by: **Stantec**

CONSULTANT PROJECT MANAGER: JOSEPH HOWE, PE

	By	Date		By	Date
Designed	AFS	04\26	Checked	JRH	04\26
Drawn	AFS	04\26	In Charge of	JRH	04\26

STANTEC CONSULTING SERVICES INC.
 2211 CONGRESS STREET SUITE 380
 PORTLAND, ME 04102
 TEL (207) 887-3448
 FAX (207) 883-3376



**THE GOLD STAR
MEMORIAL HIGHWAY**

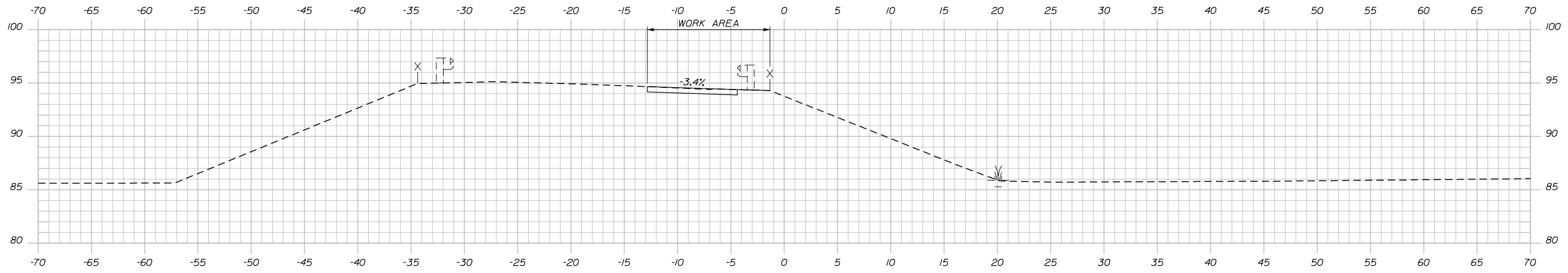
MTA PROJECT MANAGER: LAUREN FLEMING, PE

**RAMP IMPROVEMENTS
 BIDDEFORD EXIT 32
 STAGE 1 - CROSS SECTIONS
 STA. 511+00.00**

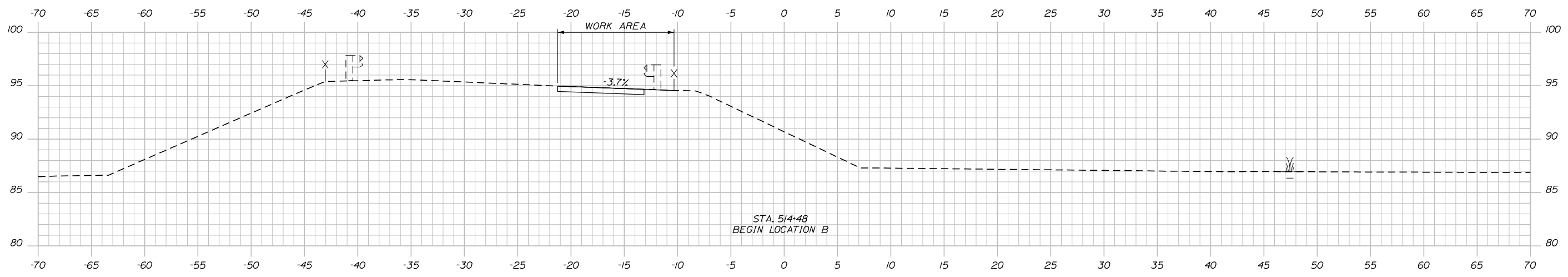
SHEET NUMBER: MT-11
 CONTRACT: 2026.19
 16 OF 73

Date: 4/28/2026

Filename: ...MSTAVS_MOT_Phasing.dgn



515+00.00



STA. 514+48
BEGIN LOCATION B

514+50.00

Scale: Scale of Feet

No.	Revision	By	Date

Designed by:

CONSULTANT PROJECT MANAGER: JOSEPH HOWE, PE

	By	Date	Checked	By	Date
Designed	AFS	04\26	Checked	JRH	04\26
Drawn	AFS	04\26	In Charge of	JRH	04\26

STANTEC CONSULTING SERVICES INC.
2211 CONGRESS STREET SUITE 380
PORTLAND, ME 04102
TEL (207) 887-3448
FAX (207) 883-3376

**THE GOLD STAR
MEMORIAL HIGHWAY**

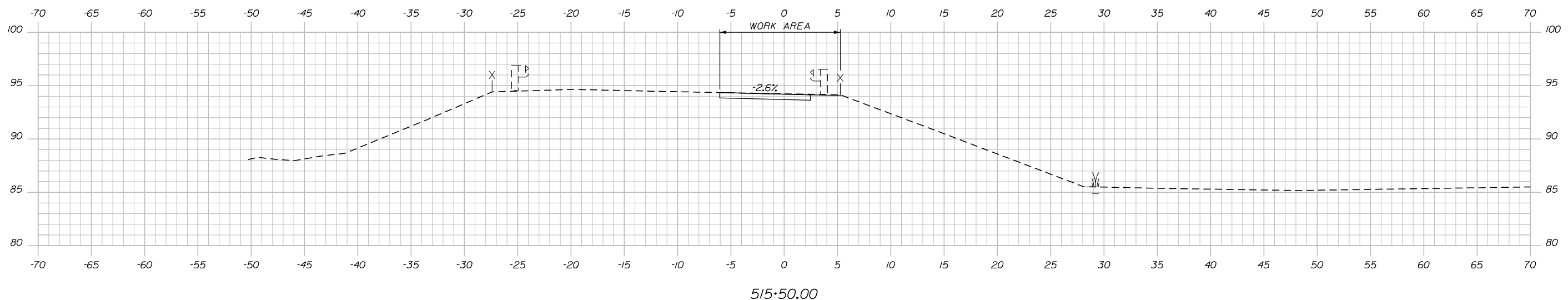
MTA PROJECT MANAGER: LAUREN FLEMING, PE

**RAMP IMPROVEMENTS
BIDDEFORD EXIT 32
STAGE 1 - CROSS SECTIONS
STA. 514+50.00 TO STA. 515+00.00**

SHEET NUMBER: MT-12
CONTRACT: 2026.19
17 OF 73

Date: 4/28/2026

Filename: ...MSTAVXS_MOT_Phasing.dgn



515+50.00

Scale: Scale of Feet

No.	Revision	By	Date

Designed by:

CONSULTANT PROJECT MANAGER: JOSEPH HOWE, PE

	By	Date	Checked	By	Date
Designed	AFS	04\26	Checked	JRH	04\26
Drawn	AFS	04\26	In Charge of	JRH	04\26

STANTEC CONSULTING SERVICES INC.
 2211 CONGRESS STREET SUITE 380
 PORTLAND, ME 04102
 TEL (207) 887-3448
 FAX (207) 883-3376

**THE GOLD STAR
MEMORIAL HIGHWAY**

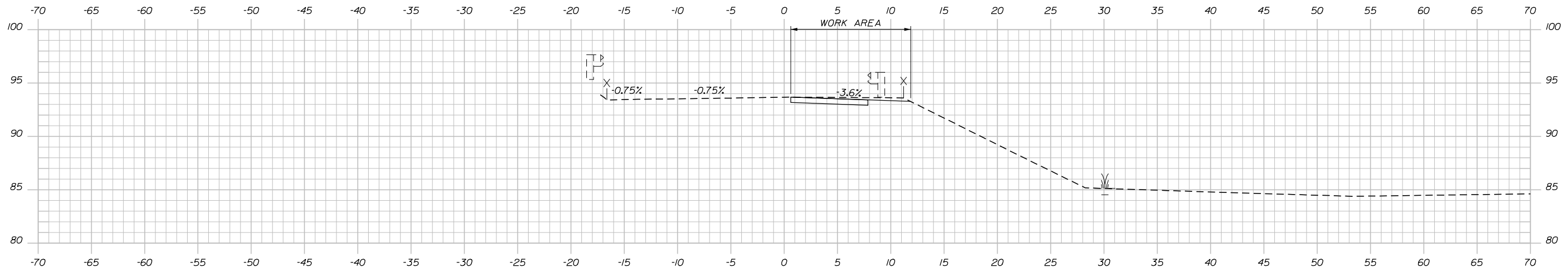
MTA PROJECT MANAGER: LAUREN FLEMING, PE

RAMP IMPROVEMENTS
 BIDDEFORD EXIT 32
 STAGE 1 - CROSS SECTIONS
 STA. 515+50.00

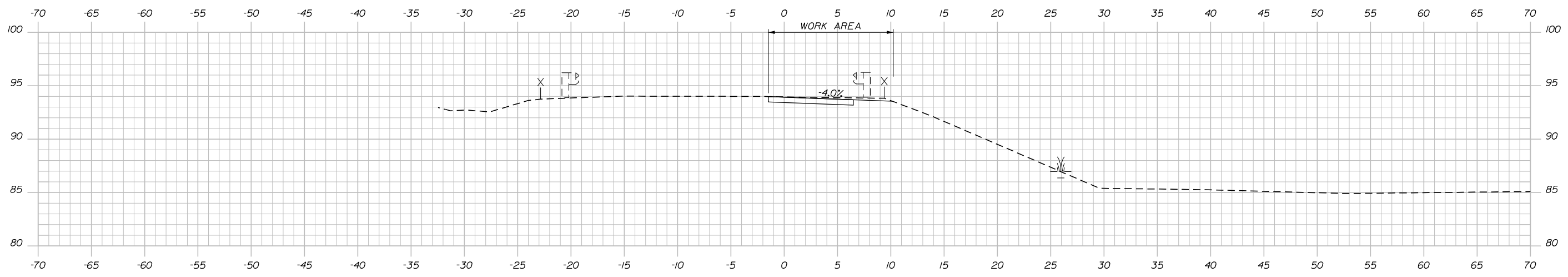
SHEET NUMBER: MT-13
 CONTRACT: 2026.19
 18 OF 73

Date: 4/28/2025

Filename: ...MSTAVS_MOT_Phasing.dgn



516+50.00



516+00.00

Scale: Scale of Feet

No.	Revision	By	Date

Designed by:

CONSULTANT PROJECT MANAGER: JOSEPH HOWE, PE

	By	Date		By	Date
Designed	AFS	04\26	Checked	JRH	04\26
Drawn	AFS	04\26	In Charge of	JRH	04\26

STANTEC CONSULTING SERVICES INC.
 2211 CONGRESS STREET SUITE 380
 PORTLAND, ME 04102
 TEL (207) 887-3448
 FAX (207) 883-3376

**THE GOLD STAR
 MEMORIAL HIGHWAY**

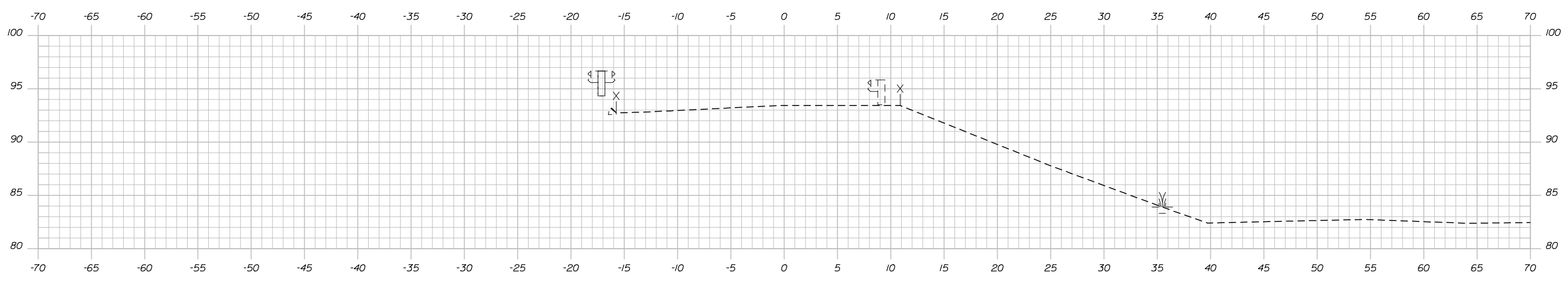
MTA PROJECT MANAGER: LAUREN FLEMING, PE

**RAMP IMPROVEMENTS
 BIDDEFORD EXIT 32
 STAGE 1 - CROSS SECTIONS
 STA. 516+00.00 TO STA. 516+50.00**

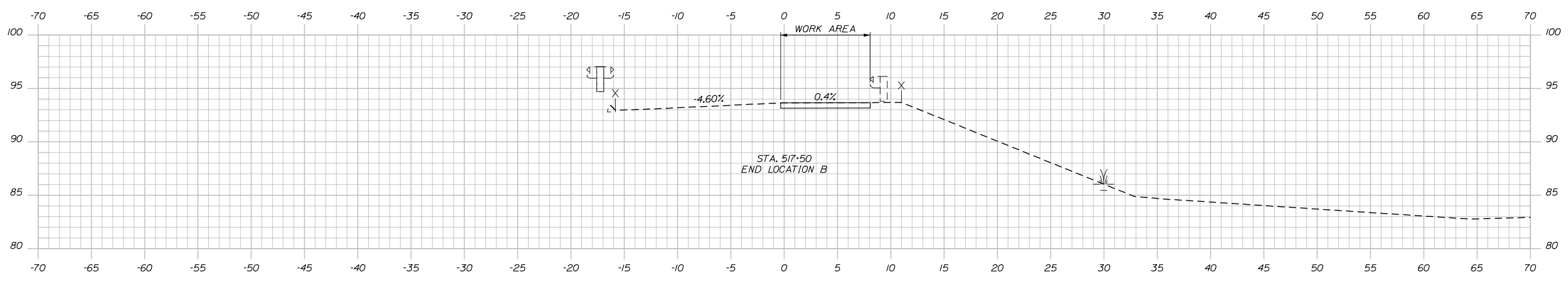
SHEET NUMBER: MT-14
 CONTRACT: 2026.19
 19 OF 73

Date: 4/28/2026

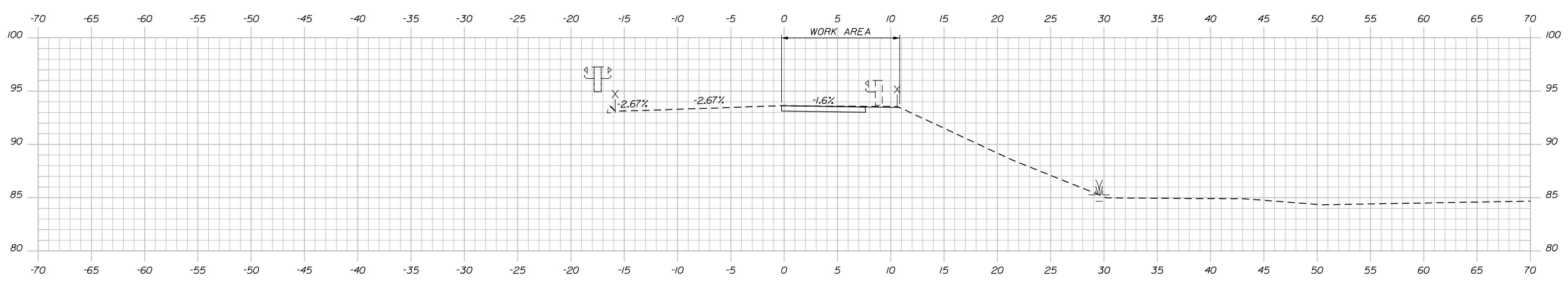
Filename: ...MSTAVS_MOT_Phasing.dgn



518+00.00



517+50.00



517+00.00

Scale: Scale of Feet

No.	Revision	By	Date

Designed by:

CONSULTANT PROJECT MANAGER: JOSEPH HOWE, PE

	By	Date	Checked	By	Date
Designed	AFS	04\26	Checked	JRH	04\26
Drawn	AFS	04\26	In Charge of	JRH	04\26

STANTEC CONSULTING SERVICES INC.
 2211 CONGRESS STREET SUITE 380
 PORTLAND, ME 04102
 TEL (207) 887-3448
 FAX (207) 883-3376

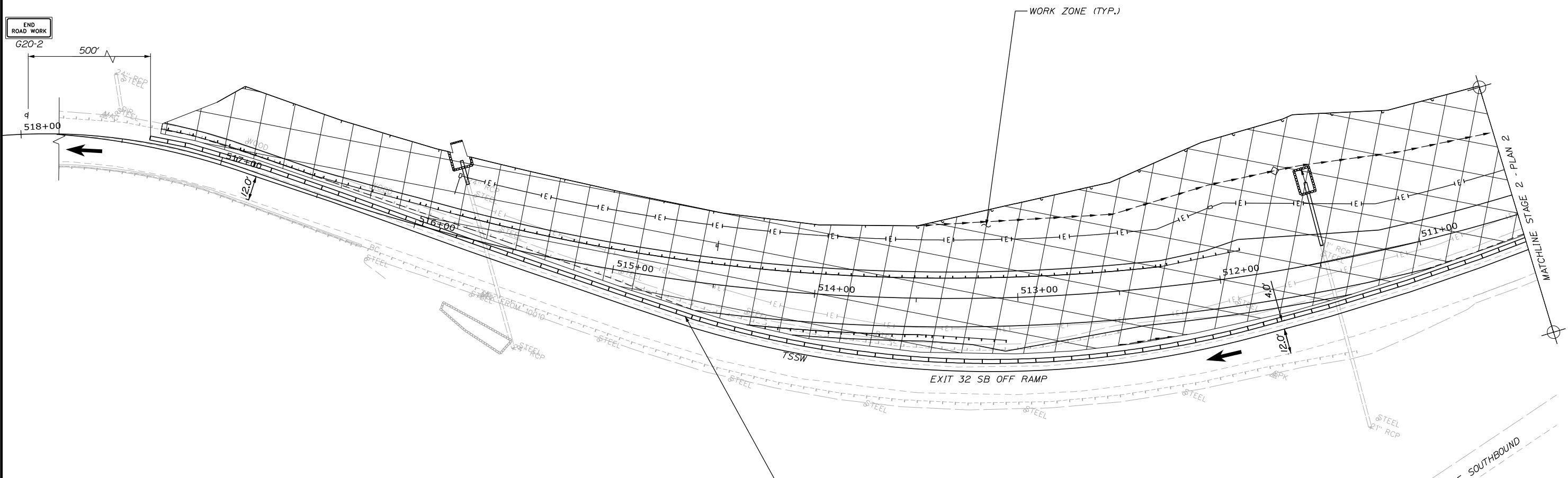
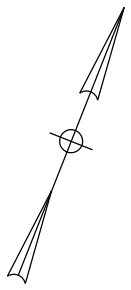
**THE GOLD STAR
MEMORIAL HIGHWAY**

MTA PROJECT MANAGER: LAUREN FLEMING, PE

**RAMP IMPROVEMENTS
 BIDDEFORD EXIT 32
 STAGE 1 - CROSS SECTIONS
 STA. 517+00.00 TO STA. 518+00.00**

SHEET NUMBER: MT-15
 CONTRACT: 2026.19
 20 OF 73

Date: 4/28/2026



STAGE 2 NOTES:

- HOLD LEFT EDGE OF TRAVEL LANE AND RESTRIPE TRAVEL LANE TO 12'. PLACE TEMPORARY CONCRETE BARRIER 4' OFF TEMPORARY WHITE LINE AND CONSTRUCT FULL DEPTH TO TOP OF BASE HMA (NON-GUARDRAIL LOCATIONS) OR TOP OF BINDER (GUARDRAIL LOCATIONS).



No.	Revision	By	Date

Designed by:

Stantec

CONSULTANT PROJECT MANAGER: JOSEPH HOWE, PE

	By	Date	Checked	By	Date
Designed	KBJ	04\26	Checked	JRH	04\26
Drawn	CLG	04\26	In Charge of	JRH	04\26

STANTEC CONSULTING SERVICES INC.
 2211 CONGRESS STREET SUITE 380
 PORTLAND, ME 04102
 TEL (207) 887-3448
 FAX (207) 883-3376

MAINE TURNPIKE

THE GOLD STAR MEMORIAL HIGHWAY

MTA PROJECT MANAGER: LAUREN FLEMING, PE

**RAMP IMPROVEMENTS
 BIDDEFORD EXIT 32
 STAGED CONSTRUCTION PLANS
 STAGE 2 - PLAN 1**

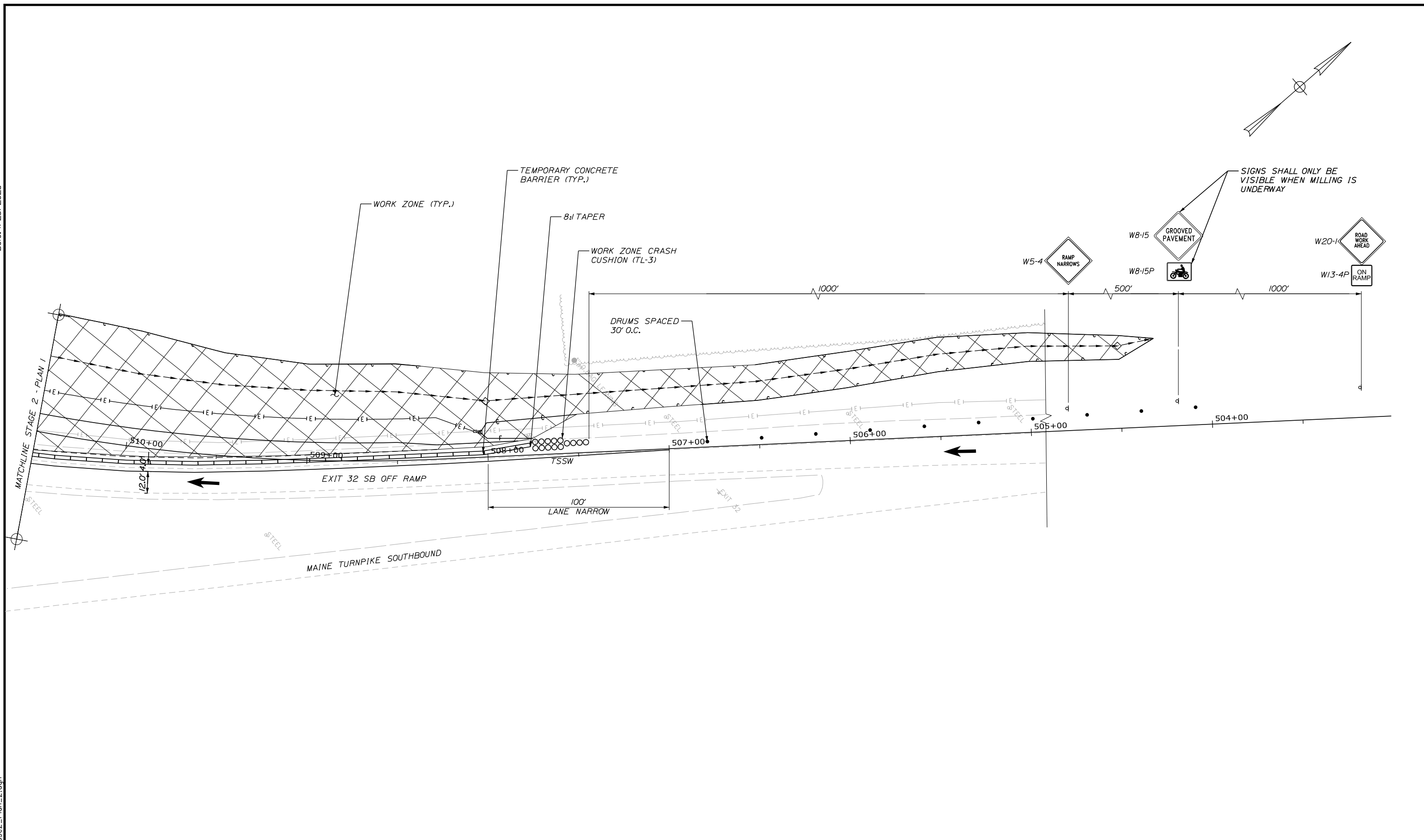
SHEET NUMBER: MT-16
 21 OF 73

CONTRACT: 2026.19

Filename: ...MSTA\MOT_Phase2_Plan_1.dgn

Date: 4/28/2026

Filename: ...MSTA_MOT_Phase2_Plan_2.dgn



Scale: 25 0 25 50
Scale of Feet

No.	Revision	By	Date

Designed by:

Stantec

CONSULTANT PROJECT MANAGER: JOSEPH HOWE, PE

	By	Date	Checked	By	Date
Designed	KBJ	04\26	Checked	JRH	04\26
Drawn	CLG	04\26	In Charge of	JRH	04\26

STANTEC CONSULTING SERVICES INC.
2211 CONGRESS STREET SUITE 380
PORTLAND, ME 04102
TEL (207) 887-3448
FAX (207) 883-3376

MAINE TURNPIKE

THE GOLD STAR MEMORIAL HIGHWAY

MTA PROJECT MANAGER: LAUREN FLEMING, PE

**RAMP IMPROVEMENTS
BIDDEFORD EXIT 32
STAGED CONSTRUCTION PLANS
STAGE 2 - PLAN 2**

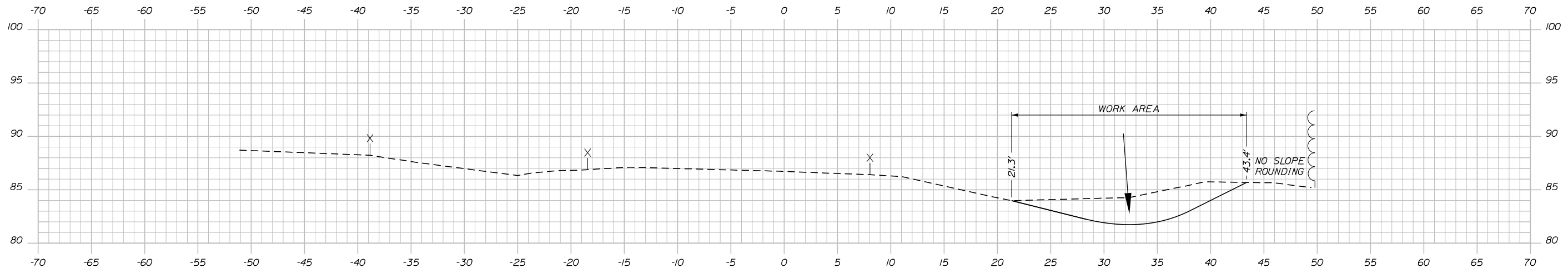
SHEET NUMBER: MT-17

CONTRACT: 2026.19

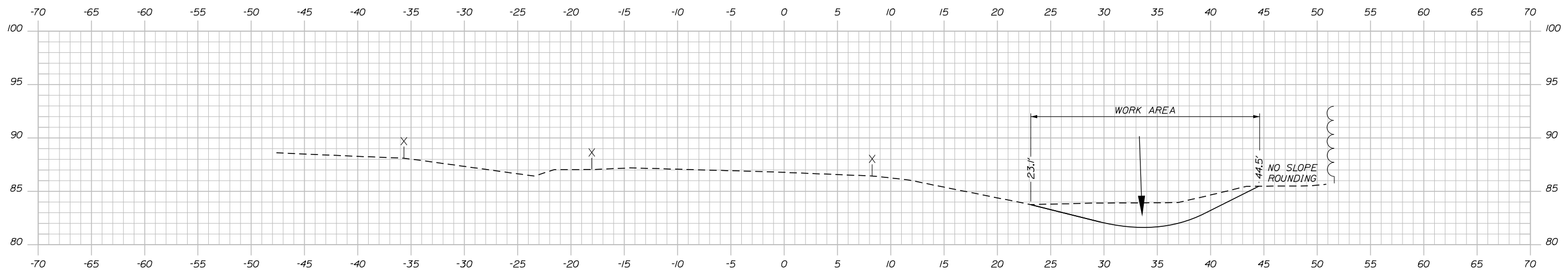
22 OF 73

Date: 4/28/2025

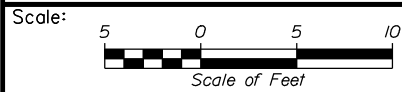
Filename: ...MSTAVS_MOT_Phasing.dgn



507+50.00



507+00.00



Designed by:



STANTEC CONSULTING SERVICES INC.
2211 CONGRESS STREET SUITE 380
PORTLAND, ME 04102
TEL (207) 887-3448
FAX (207) 883-3376



**THE GOLD STAR
MEMORIAL HIGHWAY**

**RAMP IMPROVEMENTS
BIDDEFORD EXIT 32
STAGE 2 - CROSS SECTIONS
STA. 507+00.00 TO STA. 507+50.00**

No.	Revision	By	Date

CONSULTANT PROJECT MANAGER: JOSEPH HOWE, PE					
	By	Date		By	Date
Designed	AFS	04\26	Checked	JRH	04\26
Drawn	AFS	04\26	In Charge of	JRH	04\26

MTA PROJECT MANAGER: LAUREN FLEMING, PE

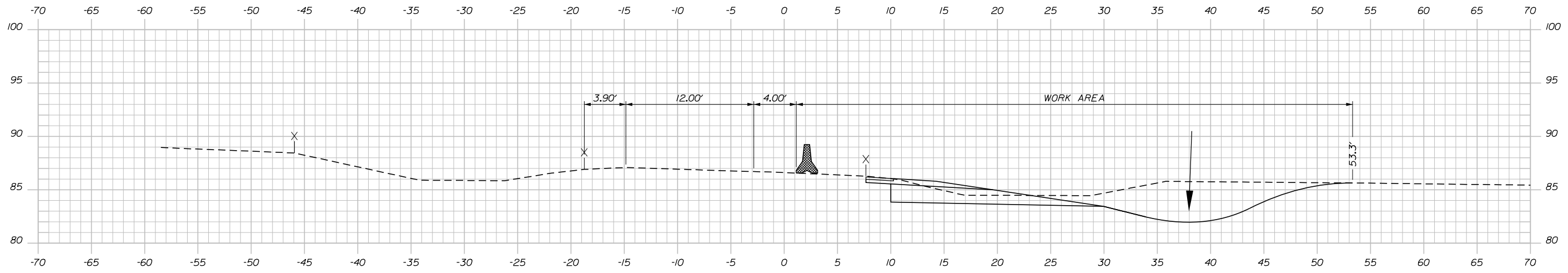
CONTRACT: 2026.19

SHEET NUMBER: MT-18

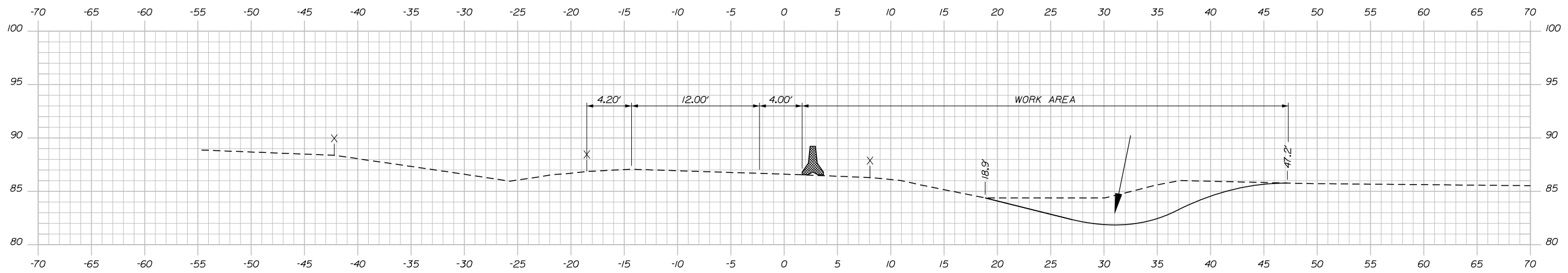
23 OF 73

Date: 4/28/2026

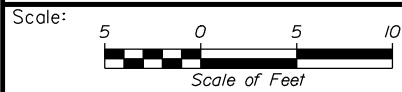
Filename: ...MSTAVS_MOT_Phasing.dgn



508+50.00



508+00.00



Designed by:



STANTEC CONSULTING SERVICES INC.
2211 CONGRESS STREET SUITE 380
PORTLAND, ME 04102
TEL (207) 887-3448
FAX (207) 883-3376



THE GOLD STAR
MEMORIAL HIGHWAY

RAMP IMPROVEMENTS
BIDDEFORD EXIT 32
STAGE 2 - CROSS SECTIONS
STA. 508+00.00 TO STA. 508+50.00

No.	Revision	By	Date

CONSULTANT PROJECT MANAGER: JOSEPH HOWE, PE					
Designed	By	Date	Checked	By	Date
Drawn	AFS	04\26	In Charge of	JRH	04\26

MTA PROJECT MANAGER: LAUREN FLEMING, PE

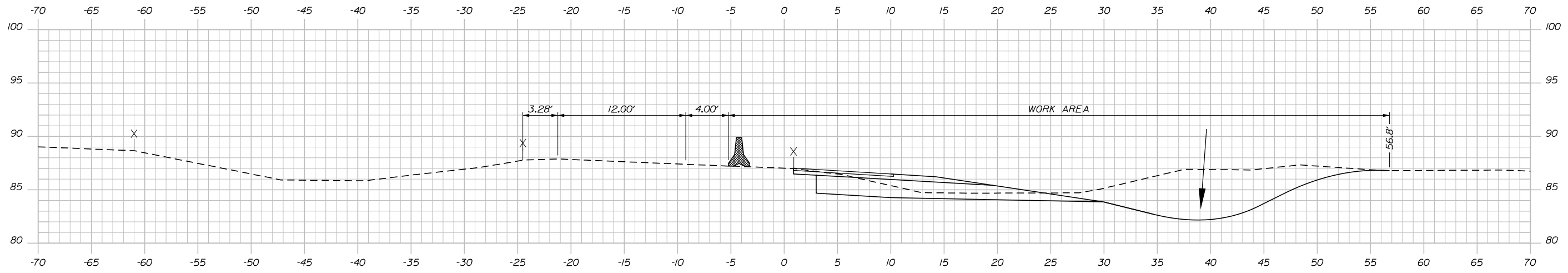
CONTRACT: 2026.19

SHEET NUMBER: MT-19

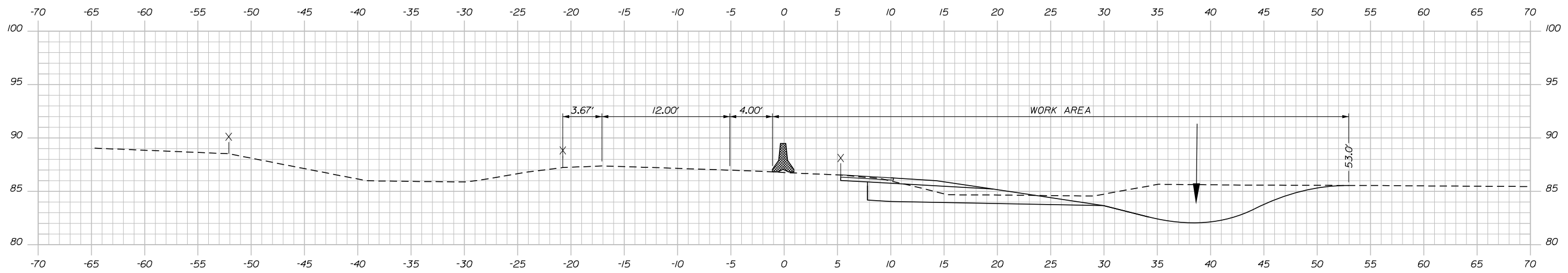
24 OF 73

Date: 4/28/2025

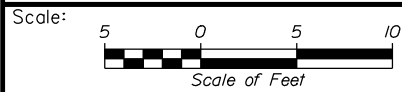
Filename: ...MSTAVS_MOT_Phasing.dgn



509+50.00



509+00.00



No.	Revision	By	Date

Designed by:

Stantec

CONSULTANT PROJECT MANAGER: JOSEPH HOWE, PE

	By	Date	Checked	By	Date
Designed	AFS	04\26	Checked	JRH	04\26
Drawn	AFS	04\26	In Charge of	JRH	04\26

STANTEC CONSULTING SERVICES INC.
 2211 CONGRESS STREET SUITE 380
 PORTLAND, ME 04102
 TEL (207) 887-3448
 FAX (207) 883-3376

MAINE TURNPIKE

THE GOLD STAR MEMORIAL HIGHWAY

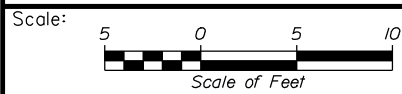
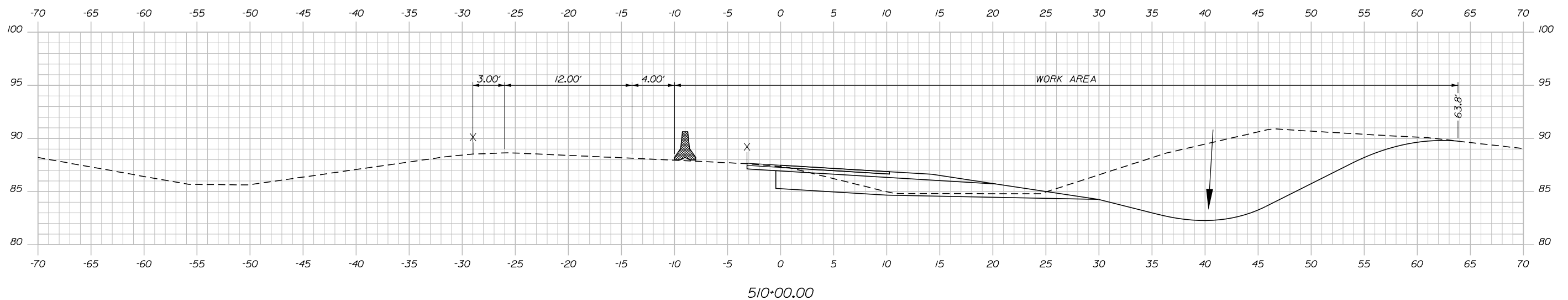
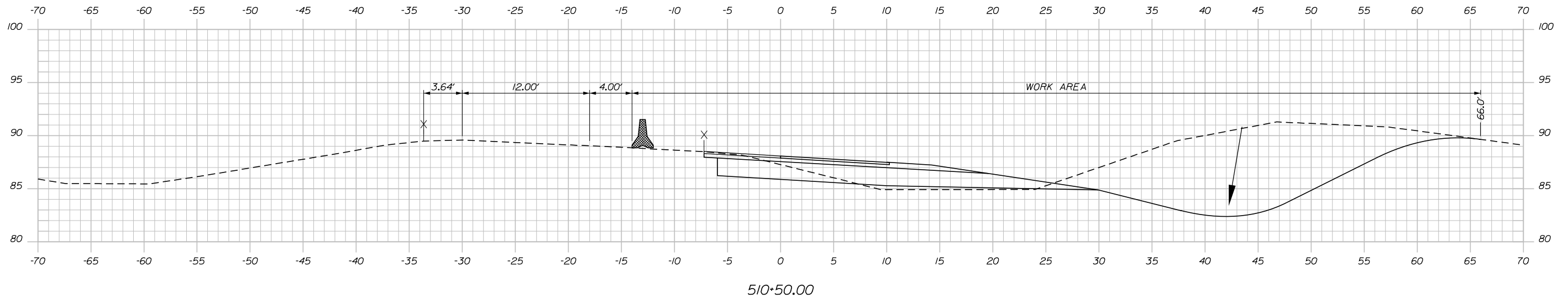
MTA PROJECT MANAGER: LAUREN FLEMING, PE

**RAMP IMPROVEMENTS
 BIDDEFORD EXIT 32
 STAGE 2 - CROSS SECTIONS
 STA. 509+00.00 TO STA. 509+50.00**

SHEET NUMBER: MT-20
 CONTRACT: 2026.19
 25 OF 73

Date: 4/28/2026

Filename: ...MSTAVS_MOT_Phasing.dgn



No.	Revision	By	Date

Designed by:

Stantec

CONSULTANT PROJECT MANAGER: JOSEPH HOWE, PE

	By	Date		By	Date
Designed	AFS	04\26	Checked	JRH	04\26
Drawn	AFS	04\26	In Charge of	JRH	04\26

STANTEC CONSULTING SERVICES INC.
 2211 CONGRESS STREET SUITE 380
 PORTLAND, ME 04102
 TEL (207) 887-3448
 FAX (207) 883-3376

MAINE TURNPIKE

THE GOLD STAR MEMORIAL HIGHWAY

MTA PROJECT MANAGER: LAUREN FLEMING, PE

RAMP IMPROVEMENTS
 BIDDEFORD EXIT 32
 STAGE 2 - CROSS SECTIONS
 STA. 510+00.00 TO STA. 510+50.00

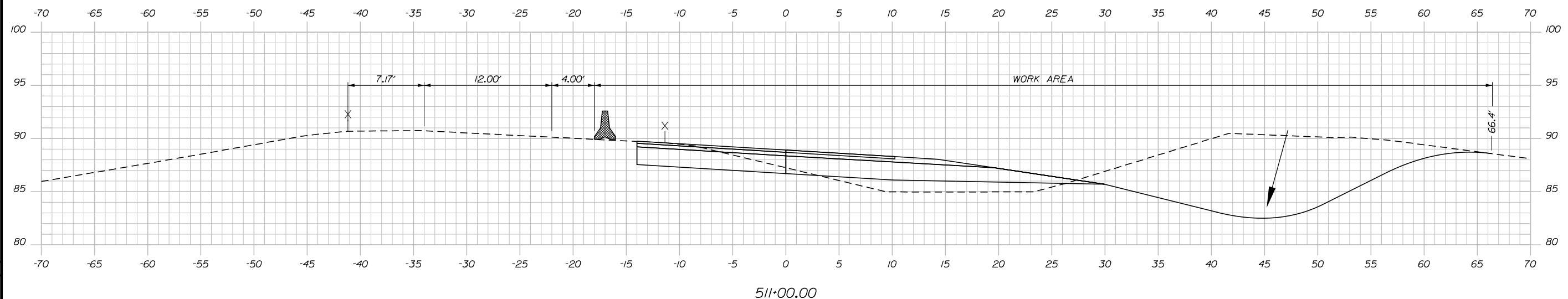
SHEET NUMBER: MT-21

CONTRACT: 2026.19

26 OF 73

Date: 4/28/2026

Filename: ...MSTAVXS_MOT_Phasing.dgn



Scale: Scale of Feet

No.	Revision	By	Date

Designed by:

Stantec

CONSULTANT PROJECT MANAGER: JOSEPH HOWE, PE

	By	Date	Checked	By	Date
Designed	AFS	04\26	Checked	JRH	04\26
Drawn	AFS	04\26	In Charge of	JRH	04\26

STANTEC CONSULTING SERVICES INC.
 2211 CONGRESS STREET SUITE 380
 PORTLAND, ME 04102
 TEL (207) 887-3448
 FAX (207) 883-3376

MAINE TURNPIKE

THE GOLD STAR MEMORIAL HIGHWAY

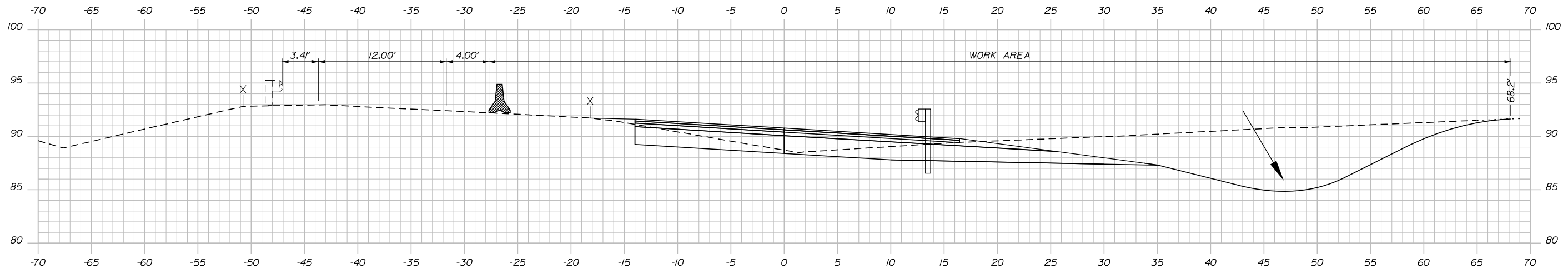
MTA PROJECT MANAGER: LAUREN FLEMING, PE

**RAMP IMPROVEMENTS
 BIDDEFORD EXIT 32
 STAGE 2 - CROSS SECTIONS
 STA. 511+00.00**

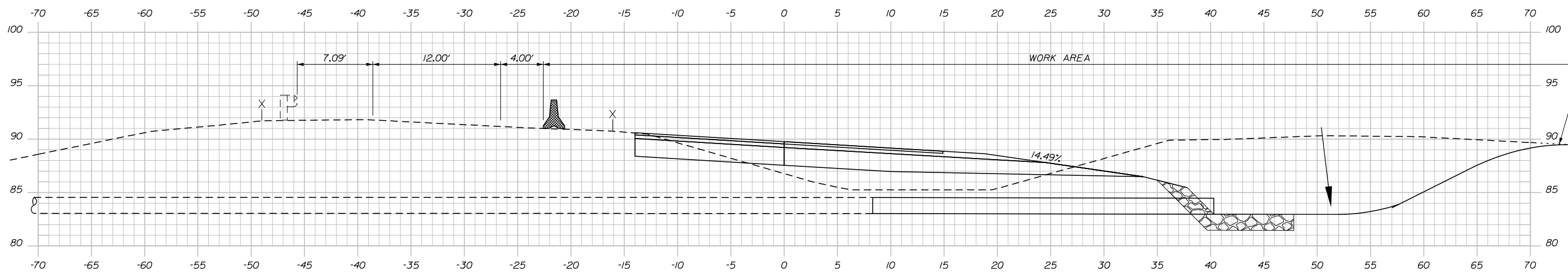
SHEET NUMBER: MT-22
 CONTRACT: 2026.19
 27 OF 73

Date: 4/28/2026

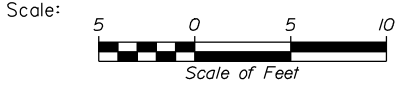
Filename: ...MSTAVS_MOT_Phasing.dgn



512+00.00



511+50.00



Designed by:

Stantec

CONSULTANT PROJECT MANAGER: JOSEPH HOWE, PE

No.	Revision	By	Date

	By	Date		By	Date
Designed	AFS	04\26	Checked	JRH	04\26
Drawn	AFS	04\26	In Charge of	JRH	04\26

STANTEC CONSULTING SERVICES INC.
2211 CONGRESS STREET SUITE 380
PORTLAND, ME 04102
TEL (207) 887-3448
FAX (207) 883-3376

MAINE TURNPIKE

THE GOLD STAR MEMORIAL HIGHWAY

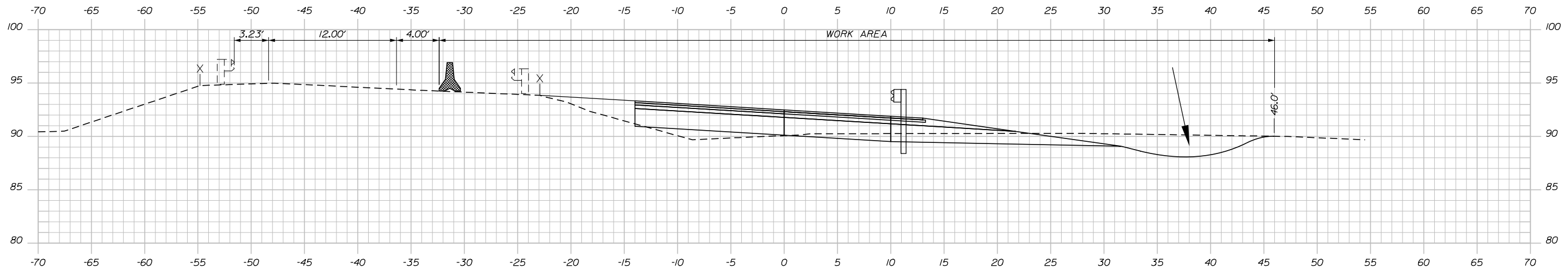
MTA PROJECT MANAGER: LAUREN FLEMING, PE

RAMP IMPROVEMENTS
BIDDEFORD EXIT 32
STAGE 2 - CROSS SECTIONS
STA. 511+50.00 TO STA. 512+00.00

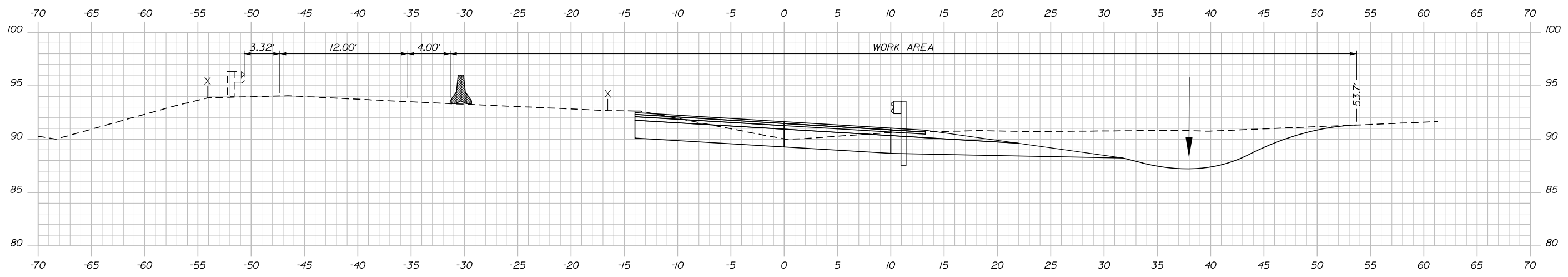
SHEET NUMBER: MT-23
CONTRACT: 2026.19
28 OF 73

Date: 4/28/2026

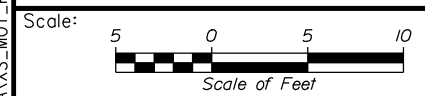
Filename: ...MSTAVS_MOT_Phasing.dgn



513+00.00



512+50.00



Designed by:

Stantec

CONSULTANT PROJECT MANAGER: JOSEPH HOWE, PE

No.	Revision	By	Date

	By	Date		By	Date
Designed	AFS	04\26	Checked	JRH	04\26
Drawn	AFS	04\26	In Charge of	JRH	04\26

STANTEC CONSULTING SERVICES INC.
2211 CONGRESS STREET SUITE 380
PORTLAND, ME 04102
TEL (207) 887-3448
FAX (207) 883-3376

MAINE TURNPIKE

THE GOLD STAR MEMORIAL HIGHWAY

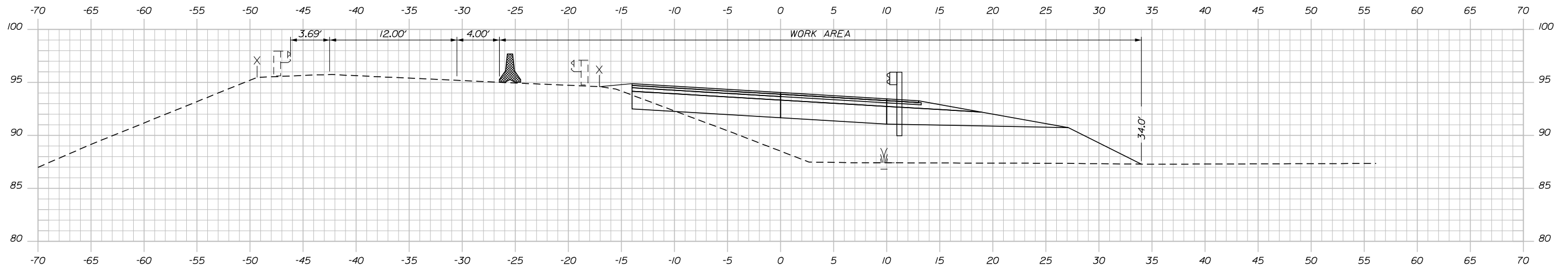
MTA PROJECT MANAGER: LAUREN FLEMING, PE

**RAMP IMPROVEMENTS
BIDDEFORD EXIT 32
STAGE 2 - CROSS SECTIONS
STA. 512+50.00 TO STA. 513+00.00**

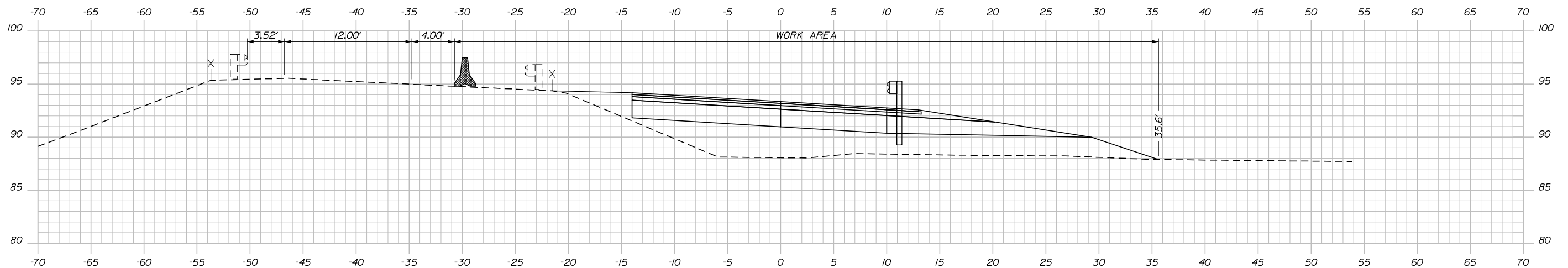
SHEET NUMBER: MT-24
CONTRACT: 2026.19
29 OF 73

Date: 4/28/2026

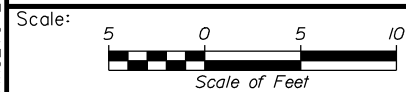
Filename: ...MSTAVS_MOT_Phasing.dgn



514+00.00



513+50.00



No.	Revision	By	Date

Designed by:

Stantec

CONSULTANT PROJECT MANAGER: JOSEPH HOWE, PE

	By	Date	Checked	By	Date
Designed	AFS	04\26	Checked	JRH	04\26
Drawn	AFS	04\26	In Charge of	JRH	04\26

STANTEC CONSULTING SERVICES INC.
 2211 CONGRESS STREET SUITE 380
 PORTLAND, ME 04102
 TEL (207) 887-3448
 FAX (207) 883-3376



**THE GOLD STAR
 MEMORIAL HIGHWAY**

MTA PROJECT MANAGER: LAUREN FLEMING, PE

**RAMP IMPROVEMENTS
 BIDDEFORD EXIT 32
 STAGE 2 - CROSS SECTIONS
 STA. 513+50.00 TO STA. 514+00.00**

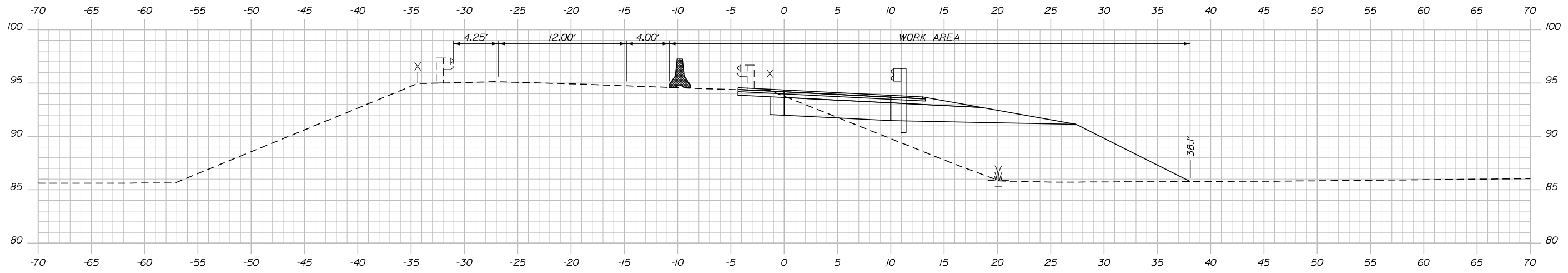
CONTRACT: 2026.19

SHEET NUMBER: MT-25

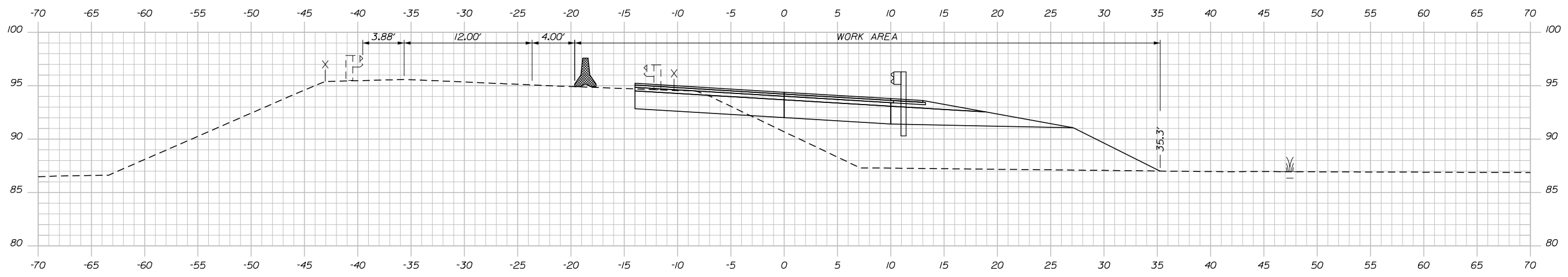
30 OF 73

Date: 4/28/2025

Filename: ...MSTAVS_MOT_Phasing.dgn



515+00.00



514+50.00

Scale: Scale of Feet

No.	Revision	By	Date

Designed by:

CONSULTANT PROJECT MANAGER: JOSEPH HOWE, PE

	By	Date	Checked	By	Date
Designed	AFS	04\26	Checked	JRH	04\26
Drawn	AFS	04\26	In Charge of	JRH	04\26

STANTEC CONSULTING SERVICES INC.
 2211 CONGRESS STREET SUITE 380
 PORTLAND, ME 04102
 TEL (207) 887-3448
 FAX (207) 883-3376

**THE GOLD STAR
 MEMORIAL HIGHWAY**

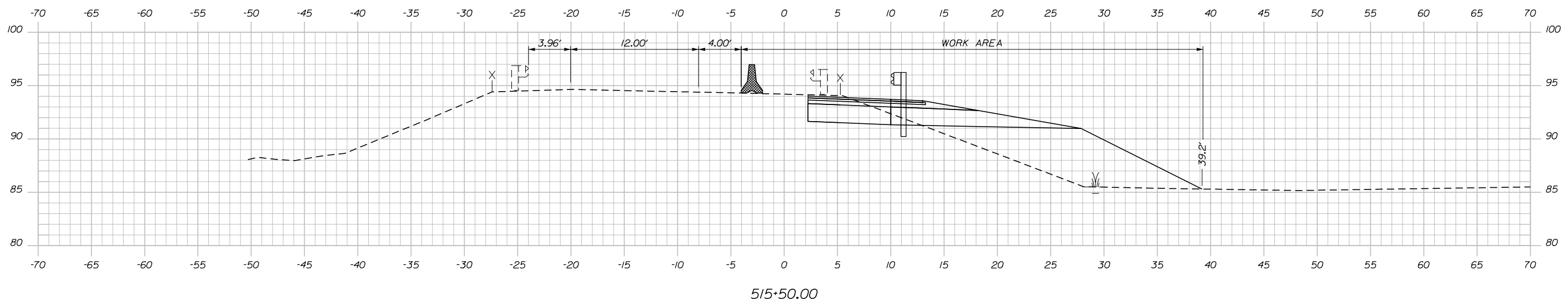
MTA PROJECT MANAGER: LAUREN FLEMING, PE

**RAMP IMPROVEMENTS
 BIDDEFORD EXIT 32
 STAGE 2 - CROSS SECTIONS
 STA. 514+50.00 TO STA. 515+00.00**

SHEET NUMBER: MT-26
 CONTRACT: 2026.19
 31 OF 73

Date: 4/28/2026

Filename: ...MSTAVS_MOT_Phasing.dgn



515+50.00

Scale: Scale of Feet

No.	Revision	By	Date

Designed by:

CONSULTANT PROJECT MANAGER: JOSEPH HOWE, PE

	By	Date		By	Date
Designed	AFS	04\26	Checked	JRH	04\26
Drawn	AFS	04\26	In Charge of	JRH	04\26

STANTEC CONSULTING SERVICES INC.
 2211 CONGRESS STREET SUITE 380
 PORTLAND, ME 04102
 TEL (207) 887-3448
 FAX (207) 883-3376

**THE GOLD STAR
 MEMORIAL HIGHWAY**

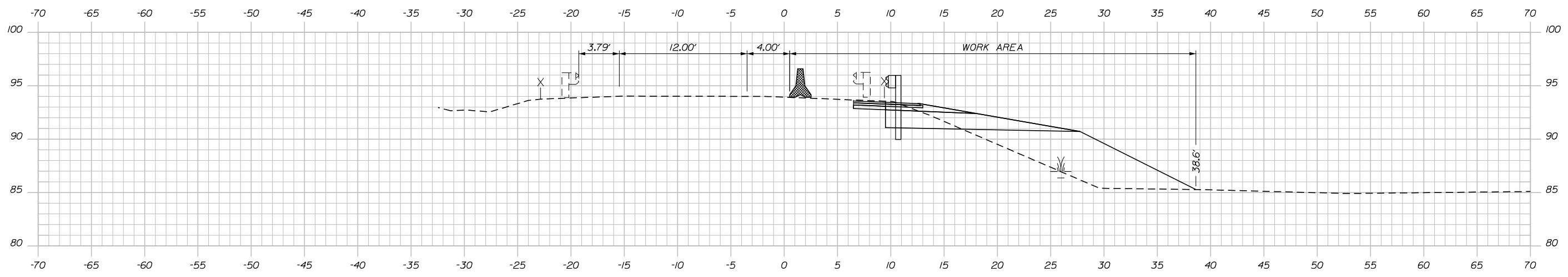
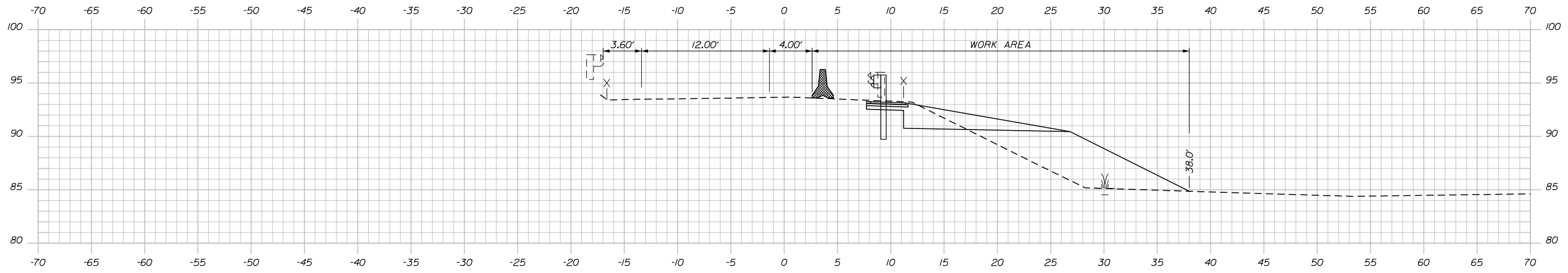
MTA PROJECT MANAGER: LAUREN FLEMING, PE

RAMP IMPROVEMENTS
 BIDDEFORD EXIT 32
 STAGE 2 - CROSS SECTIONS
 STA. 515+50.00

SHEET NUMBER: MT-27
 CONTRACT: 2026.19
 32 OF 73

Date: 4/28/2025

Filename: ...MSTAVS_MOT_Phasing.dgn



Scale:

No.	Revision	By	Date

Designed by:

CONSULTANT PROJECT MANAGER: JOSEPH HOWE, PE

	By	Date	Checked	By	Date
Designed	AFS	04\26	Checked	JRH	04\26
Drawn	AFS	04\26	In Charge of	JRH	04\26

STANTEC CONSULTING SERVICES INC.
 2211 CONGRESS STREET SUITE 380
 PORTLAND, ME 04102
 TEL (207) 887-3448
 FAX (207) 883-3376

**THE GOLD STAR
 MEMORIAL HIGHWAY**

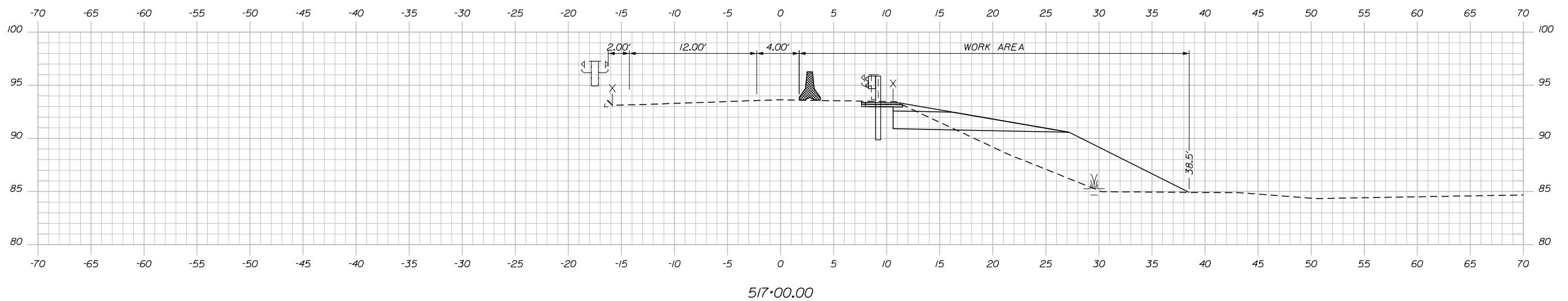
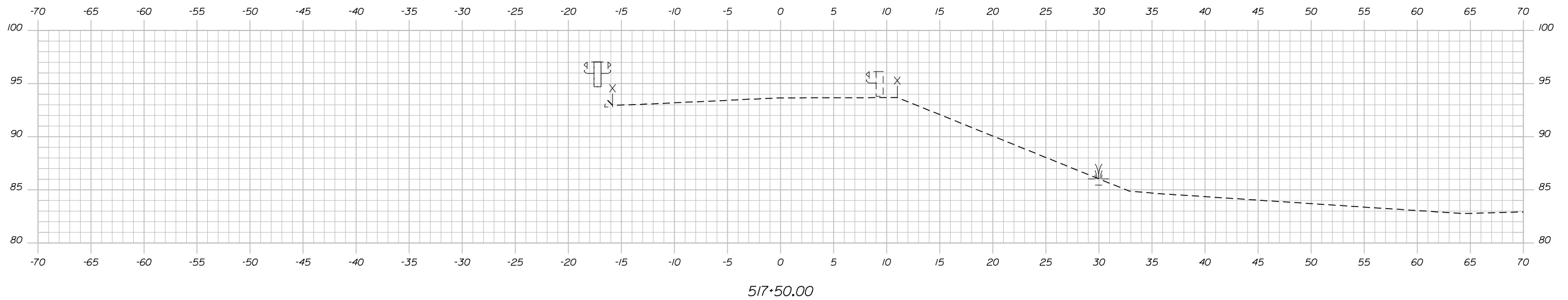
MTA PROJECT MANAGER: LAUREN FLEMING, PE

RAMP IMPROVEMENTS
 BIDDEFORD EXIT 32
 STAGE 2 - CROSS SECTIONS
 STA. 516+00.00 TO STA. 516+50.00

SHEET NUMBER: MT-28
 CONTRACT: 2026.19
 33 OF 73

Date: 4/28/2025

Filename: ...MSTAVS_MOT_Phasing.dgn



Scale: Scale of Feet

No.	Revision	By	Date

Designed by:

CONSULTANT PROJECT MANAGER: JOSEPH HOWE, PE

	By	Date		By	Date
Designed	AFS	04\26	Checked	JRH	04\26
Drawn	AFS	04\26	In Charge of	JRH	04\26

STANTEC CONSULTING SERVICES INC.
 2211 CONGRESS STREET SUITE 380
 PORTLAND, ME 04102
 TEL (207) 887-3448
 FAX (207) 883-3376

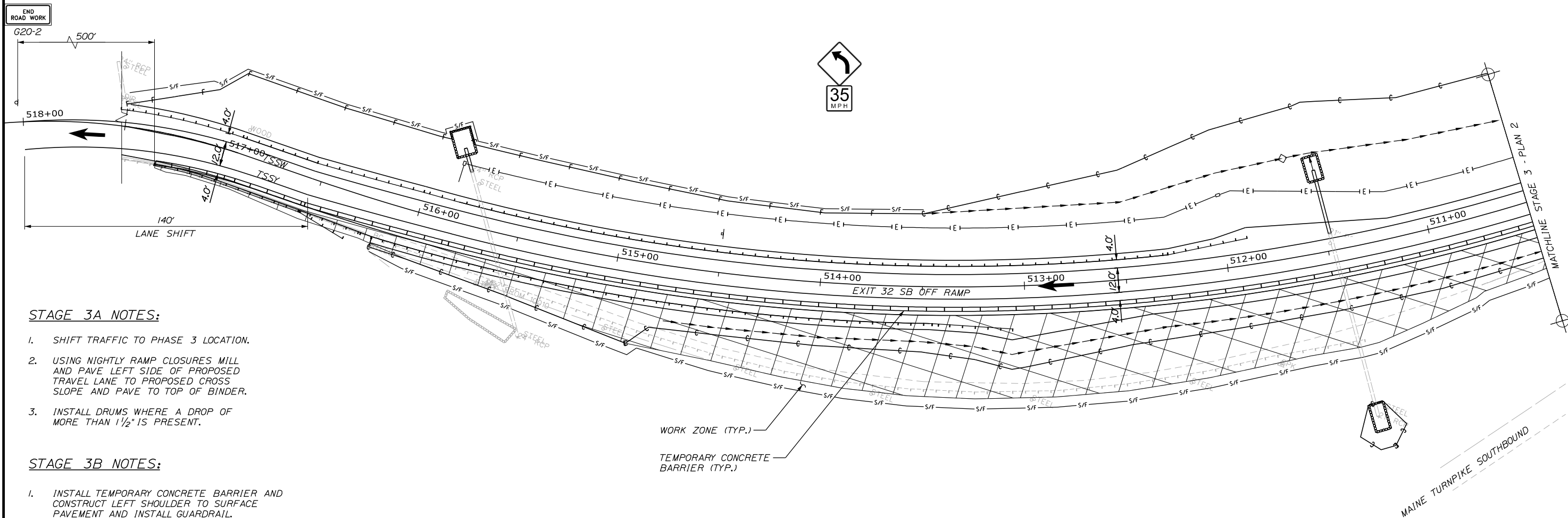
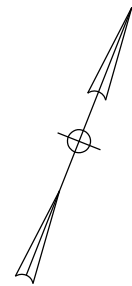
**THE GOLD STAR
MEMORIAL HIGHWAY**

MTA PROJECT MANAGER: LAUREN FLEMING, PE

RAMP IMPROVEMENTS
 BIDDEFORD EXIT 32
 STAGE 2 - CROSS SECTIONS
 STA. 517+00.00 TO STA. 517+50.00

SHEET NUMBER: MT-29
 CONTRACT: 2026.19
 34 OF 73

Date: 4/28/2026



STAGE 3A NOTES:

1. SHIFT TRAFFIC TO PHASE 3 LOCATION.
2. USING NIGHTLY RAMP CLOSURES MILL AND PAVE LEFT SIDE OF PROPOSED TRAVEL LANE TO PROPOSED CROSS SLOPE AND PAVE TO TOP OF BINDER.
3. INSTALL DRUMS WHERE A DROP OF MORE THAN 1 1/2" IS PRESENT.

STAGE 3B NOTES:

1. INSTALL TEMPORARY CONCRETE BARRIER AND CONSTRUCT LEFT SHOULDER TO SURFACE PAVEMENT AND INSTALL GUARDRAIL.
2. USE NIGHT CLOSURE OF SOUTHBOUND ON AND OFF RAMP TO ADJUST MEDIAN GUARDRAIL AND CONNECT PROPOSED GUARDRAIL TO EXISTING.
3. USE NIGHT CLOSURES TO REMOVE TEMPORARY CONCRETE BARRIER, MILL AT TIE INS, PLACE SURFACE HMA FOR TRAVEL LANE AND RIGHT SHOULDER, AND COMPLETE FINAL CLEAN UP.

Scale: 25 0 25 50
Scale of Feet

No.	Revision	By	Date

Designed by:

CONSULTANT PROJECT MANAGER: JOSEPH HOWE, PE

	By	Date		By	Date
Designed	KBJ	04\26	Checked	JRH	04\26
Drawn	CLG	04\26	In Charge of	JRH	04\26

STANTEC CONSULTING SERVICES INC.
2211 CONGRESS STREET SUITE 380
PORTLAND, ME 04102
TEL (207) 887-3448
FAX (207) 883-3376

**THE GOLD STAR
MEMORIAL HIGHWAY**

MTA PROJECT MANAGER: LAUREN FLEMING, PE

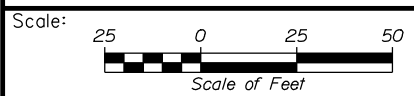
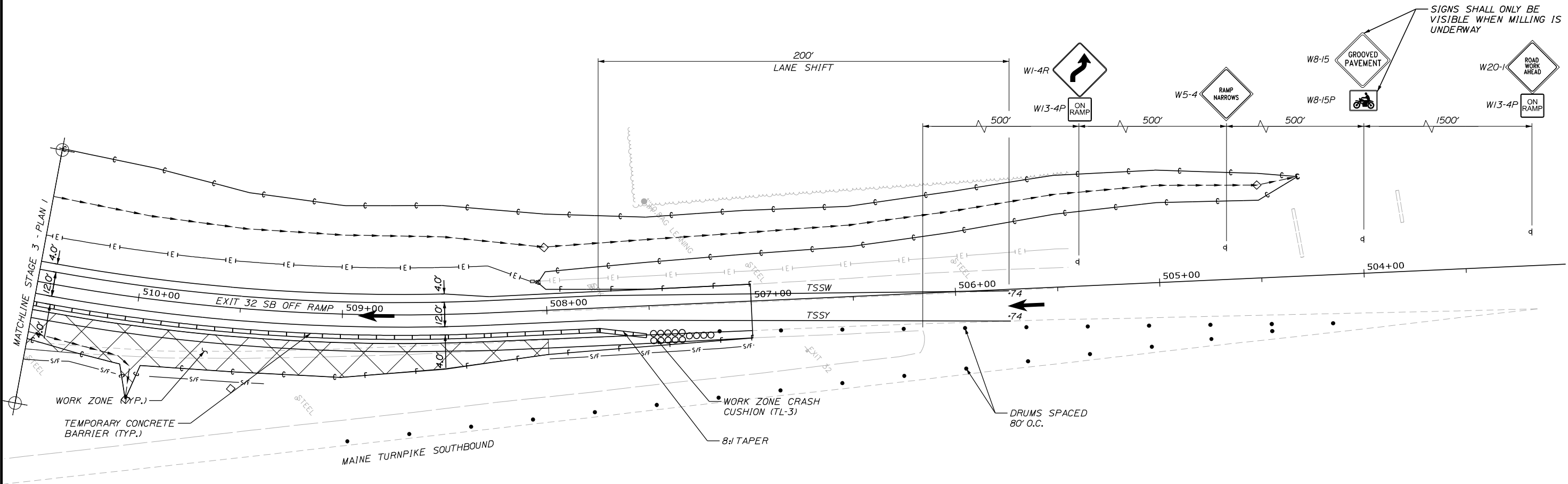
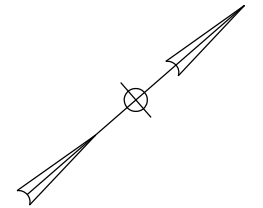
RAMP IMPROVEMENTS
BIDDEFORD EXIT 32
STAGED CONSTRUCTION PLANS
STAGE 3 - PLAN 1

SHEET NUMBER: MT-30
CONTRACT: 2026.19
35 OF 73

Filename: ...MSTA_MOT_Phase3_Plan_1.dgn

Date: 4/28/2026

Filename: ...MSTA_MOT_Phase3_Plan_2.dgn



No.	Revision	By	Date

Designed by:

Stantec

CONSULTANT PROJECT MANAGER: JOSEPH HOWE, PE

	By	Date	Checked	By	Date
Designed	KBJ	04\26	Checked	JRH	04\26
Drawn	CLG	04\26	In Charge of	JRH	04\26

STANTEC CONSULTING SERVICES INC.
 2211 CONGRESS STREET SUITE 380
 PORTLAND, ME 04102
 TEL (207) 887-3448
 FAX (207) 883-3376

MAINE TURNPIKE

THE GOLD STAR MEMORIAL HIGHWAY

MTA PROJECT MANAGER: LAUREN FLEMING, PE

RAMP IMPROVEMENTS
 BIDDEFORD EXIT 32
 STAGED CONSTRUCTION PLANS
 STAGE 3 - PLAN 2

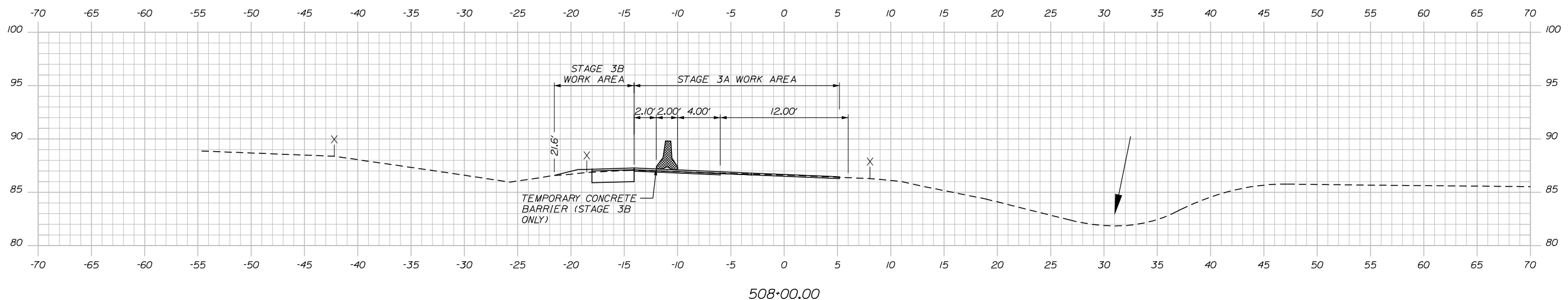
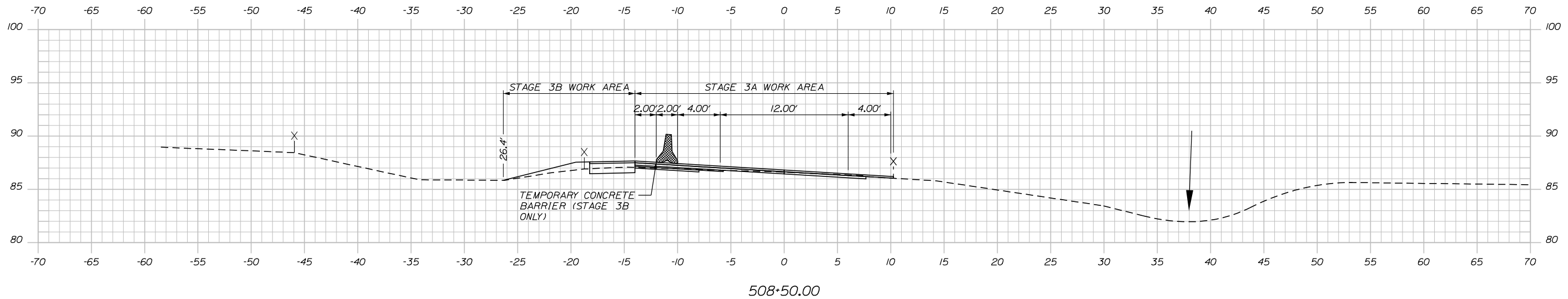
SHEET NUMBER: MT-31

CONTRACT: 2026.19

36 OF 73

Date: 4/28/2026

Filename: ...MSTAVS_MOT_Phasing.dgn



Scale: Scale of Feet

No.	Revision	By	Date

Designed by:

Stantec

CONSULTANT PROJECT MANAGER: JOSEPH HOWE, PE

	By	Date		By	Date
Designed	AFS	04\26	Checked	JRH	04\26
Drawn	AFS	04\26	In Charge of	JRH	04\26

STANTEC CONSULTING SERVICES INC.
 2211 CONGRESS STREET SUITE 380
 PORTLAND, ME 04102
 TEL (207) 887-3448
 FAX (207) 883-3376

MAINE TURNPIKE

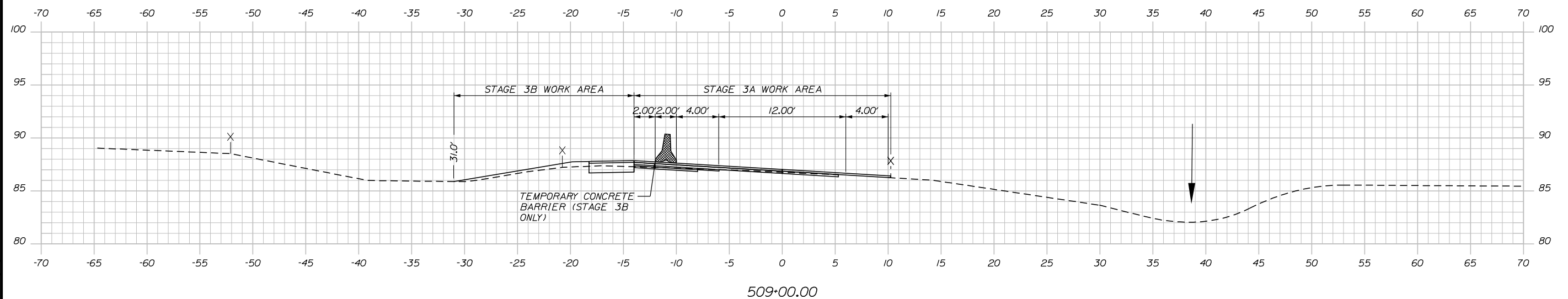
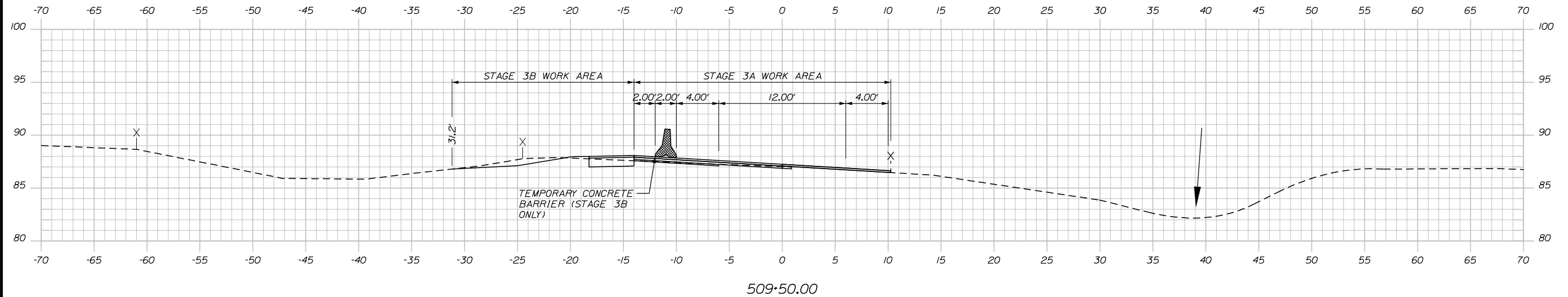
THE GOLD STAR MEMORIAL HIGHWAY

MTA PROJECT MANAGER: LAUREN FLEMING, PE

**RAMP IMPROVEMENTS
 BIDDEFORD EXIT 32
 STAGE 3 - CROSS SECTIONS
 STA. 508+00.00 TO STA. 508+50.00**

SHEET NUMBER: MT-32
 CONTRACT: 2026.19
 37 OF 73

Date: 4/28/2026



Scale: Scale of Feet

No.	Revision	By	Date

Designed by:

Stantec

CONSULTANT PROJECT MANAGER: JOSEPH HOWE, PE

	By	Date	Checked	By	Date
Designed	AFS	04\26	Checked	JRH	04\26
Drawn	AFS	04\26	In Charge of	JRH	04\26

STANTEC CONSULTING SERVICES INC.
 2211 CONGRESS STREET SUITE 380
 PORTLAND, ME 04102
 TEL (207) 887-3448
 FAX (207) 883-3376

MAINE TURNPIKE

THE GOLD STAR MEMORIAL HIGHWAY

MTA PROJECT MANAGER: LAUREN FLEMING, PE

RAMP IMPROVEMENTS
 BIDDEFORD EXIT 32
 STAGE 3 - CROSS SECTIONS
 STA. 509+00.00 TO STA. 509+50.00

SHEET NUMBER: MT-33

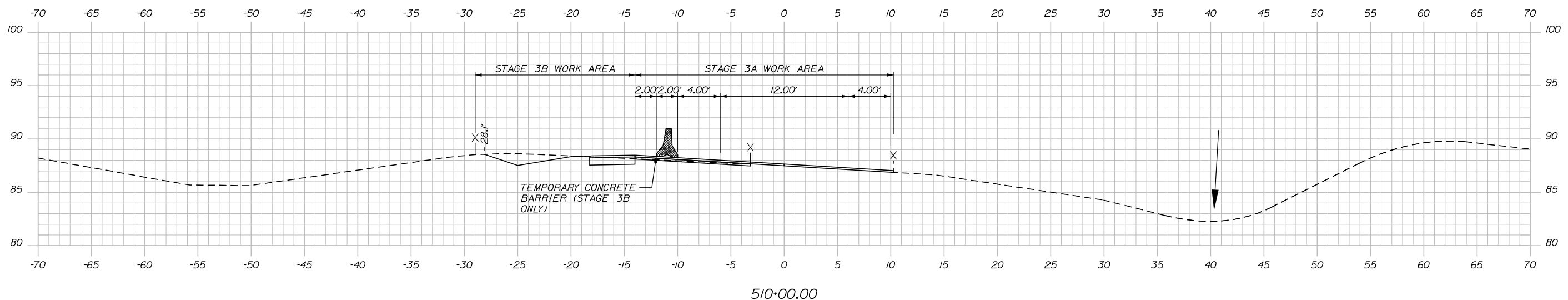
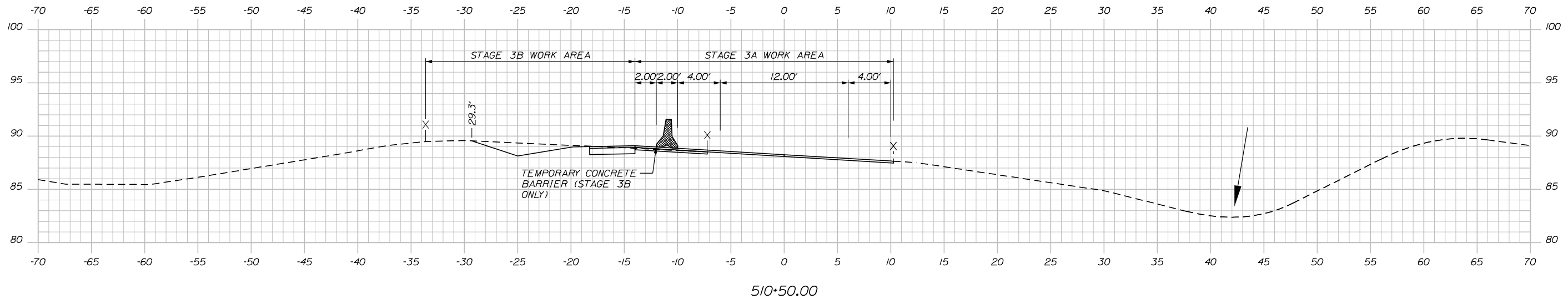
CONTRACT: 2026.19

38 OF 73

Filename: ...MSTAVS_MOT_Phasing.dgn

Date: 4/28/2025

Filename: ...MSTAVS_MOT_Phasing.dgn



Scale: 5 0 5 10
Scale of Feet

No.	Revision	By	Date

Designed by:

Stantec

CONSULTANT PROJECT MANAGER: JOSEPH HOWE, PE

	By	Date		By	Date
Designed	AFS	04\26	Checked	JRH	04\26
Drawn	AFS	04\26	In Charge of	JRH	04\26

STANTEC CONSULTING SERVICES INC.
2211 CONGRESS STREET SUITE 380
PORTLAND, ME 04102
TEL (207) 887-3448
FAX (207) 883-3376

MAINE TURNPIKE

THE GOLD STAR MEMORIAL HIGHWAY

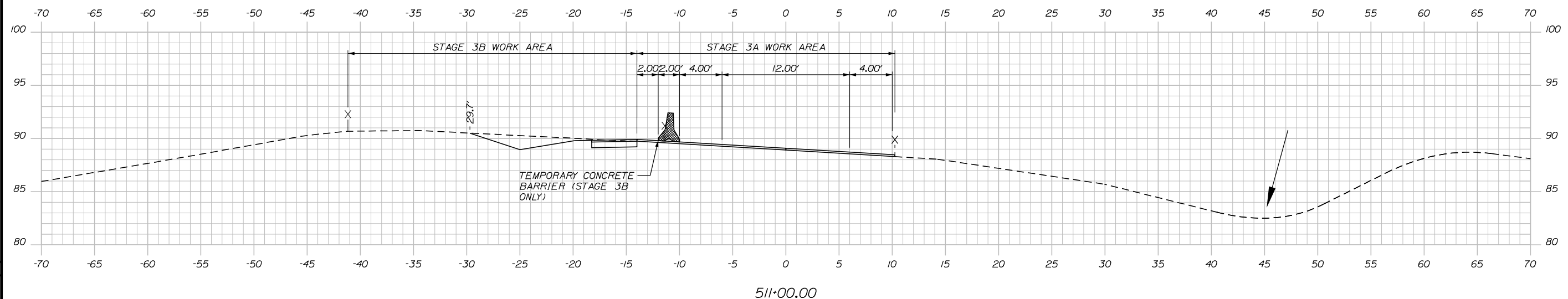
MTA PROJECT MANAGER: LAUREN FLEMING, PE

RAMP IMPROVEMENTS
BIDDEFORD EXIT 32
STAGE 3 - CROSS SECTIONS
STA. 510+00.00 TO STA. 510+50.00

SHEET NUMBER: MT-34
CONTRACT: 2026.19
39 OF 73

Date: 4/28/2026

Filename: ...MSTAXS_MOT_Phasing.dgn



Scale: Scale of Feet

No.	Revision	By	Date

Designed by:

Stantec

CONSULTANT PROJECT MANAGER: JOSEPH HOWE, PE

	By	Date		By	Date
Designed	AFS	04\26	Checked	JRH	04\26
Drawn	AFS	04\26	In Charge of	JRH	04\26

STANTEC CONSULTING SERVICES INC.
 2211 CONGRESS STREET SUITE 380
 PORTLAND, ME 04102
 TEL (207) 887-3448
 FAX (207) 883-3376

MAINE TURNPIKE

THE GOLD STAR MEMORIAL HIGHWAY

MTA PROJECT MANAGER: LAUREN FLEMING, PE

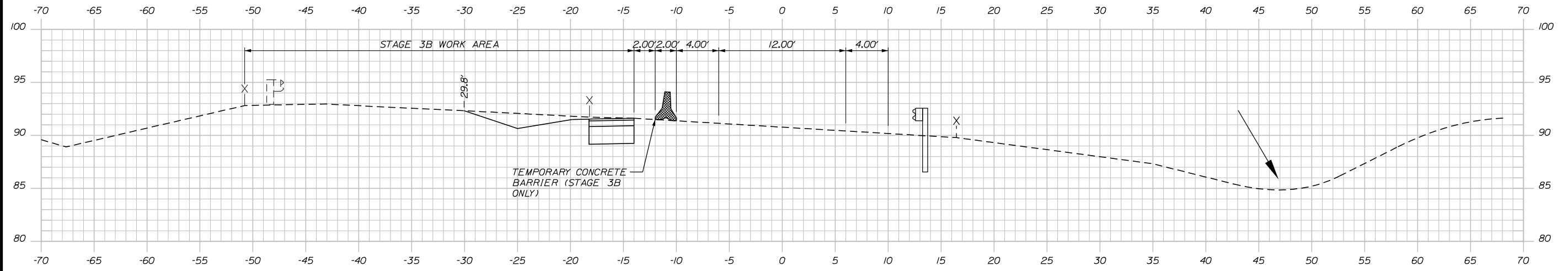
**RAMP IMPROVEMENTS
 BIDDEFORD EXIT 32
 STAGE 3 - CROSS SECTIONS
 STA. 511+00.00**

SHEET NUMBER: MT-35

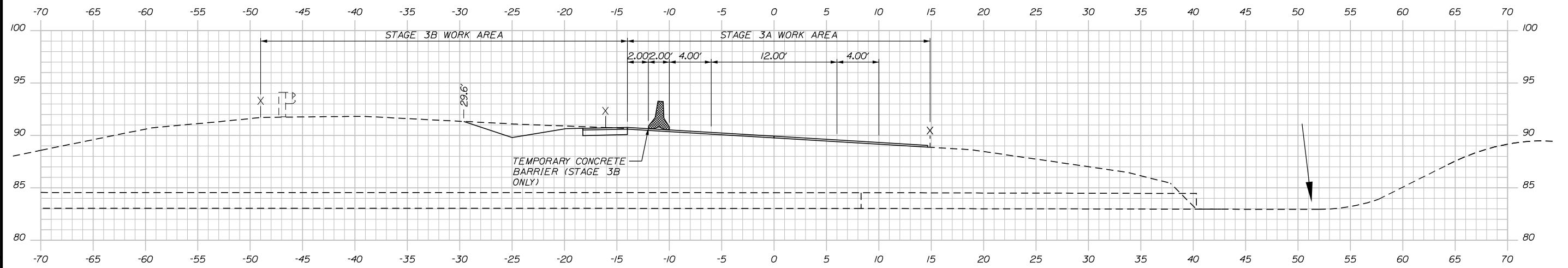
CONTRACT: 2026.19

40 OF 73

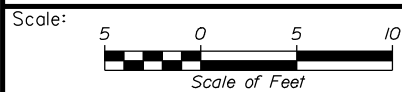
Date: 4/28/2026



512+00.00



511+50.00



Designed by:



STANTEC CONSULTING SERVICES INC.
2211 CONGRESS STREET SUITE 380
PORTLAND, ME 04102
TEL (207) 887-3448
FAX (207) 883-3376



THE GOLD STAR
MEMORIAL HIGHWAY

RAMP IMPROVEMENTS
BIDDEFORD EXIT 32
STAGE 3 - CROSS SECTIONS
STA. 511+50.00 TO STA. 512+00.00

No.	Revision	By	Date

CONSULTANT PROJECT MANAGER: JOSEPH HOWE, PE					
Designed	By	Date	Checked	By	Date
Drawn	AFS	04\26	In Charge of	JRH	04\26

MTA PROJECT MANAGER: LAUREN FLEMING, PE

CONTRACT: 2026.19

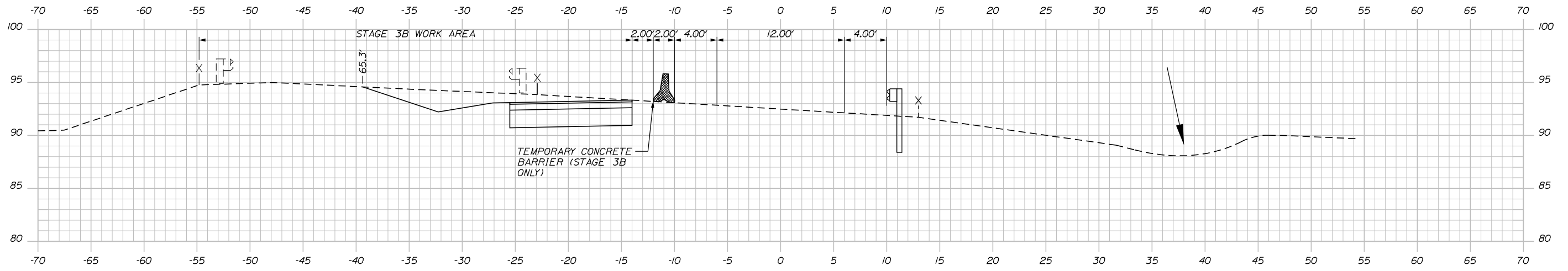
SHEET NUMBER: MT-36

41 OF 73

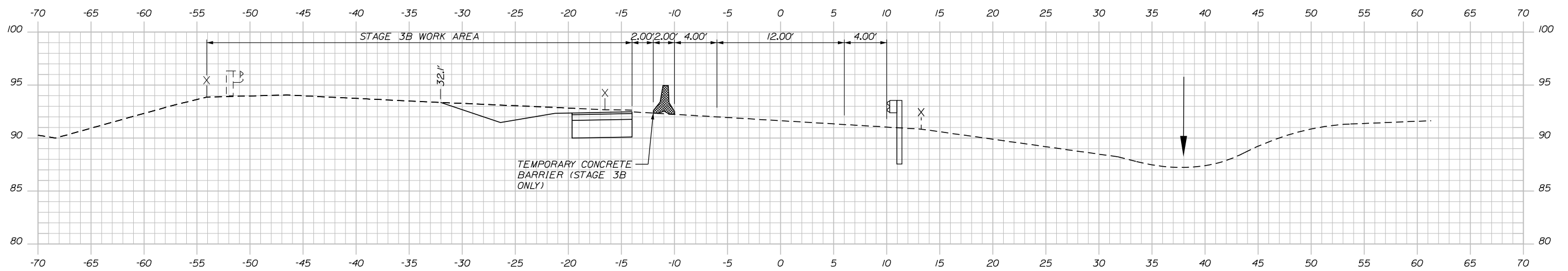
Filename: ...MSTAVS_MOT_Phasing.dgn

Date: 4/28/2026

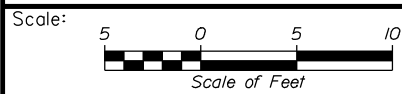
Filename: ...MSTAVS_MOT_Phasing.dgn



513+00.00



512+50.00



Designed by:



STANTEC CONSULTING SERVICES INC.
2211 CONGRESS STREET SUITE 380
PORTLAND, ME 04102
TEL (207) 887-3448
FAX (207) 883-3376



THE GOLD STAR
MEMORIAL HIGHWAY

RAMP IMPROVEMENTS
BIDDEFORD EXIT 32
STAGE 3 - CROSS SECTIONS
STA. 512+50.00 TO STA. 513+00.00

No.	Revision	By	Date

CONSULTANT PROJECT MANAGER: JOSEPH HOWE, PE					
Designed	By	Date	Checked	By	Date
Drawn	AFS	04\26	In Charge of	JRH	04\26

MTA PROJECT MANAGER: LAUREN FLEMING, PE

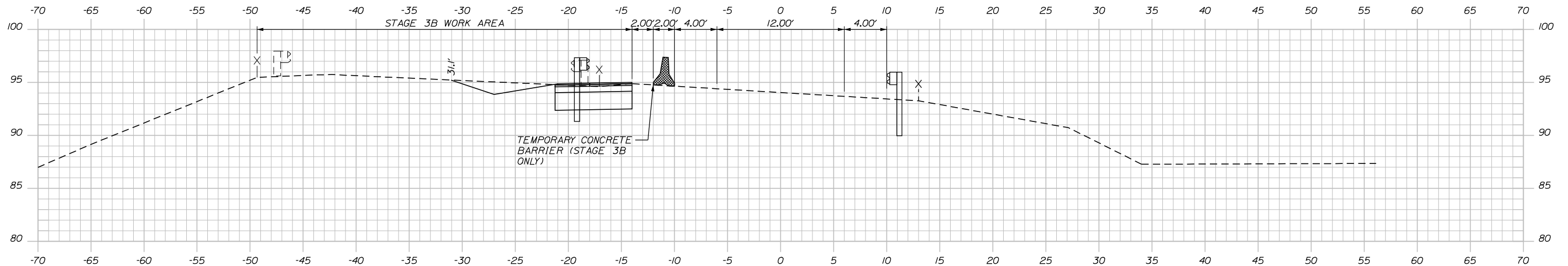
CONTRACT: 2026.19

SHEET NUMBER: MT-37

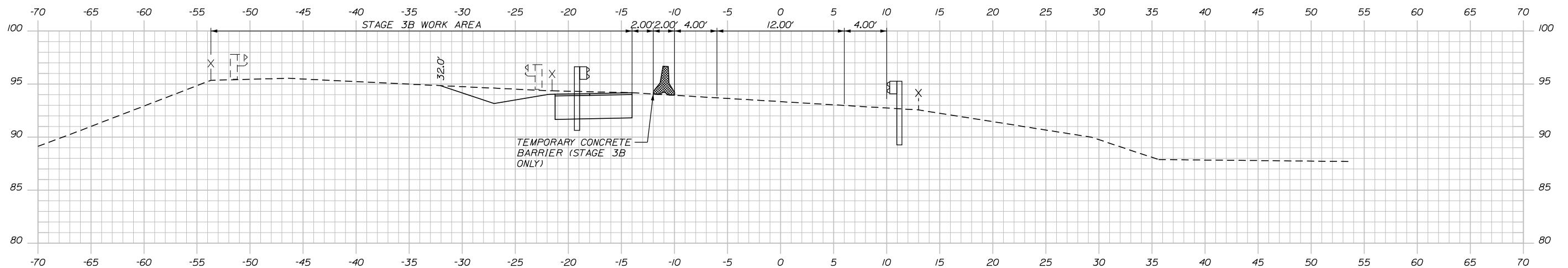
42 OF 73

Date: 4/28/2026

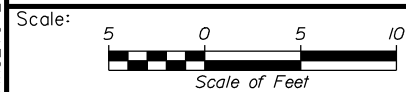
Filename: ...MSTAVS_MOT_Phasing.dgn



514+00.00



513+50.00



Designed by:



STANTEC CONSULTING SERVICES INC.
2211 CONGRESS STREET SUITE 380
PORTLAND, ME 04102
TEL (207) 887-3448
FAX (207) 883-3376



THE GOLD STAR
MEMORIAL HIGHWAY

RAMP IMPROVEMENTS
BIDDEFORD EXIT 32
STAGE 3 - CROSS SECTIONS
STA. 513+50.00 TO STA. 514+00.00

No.	Revision	By	Date

CONSULTANT PROJECT MANAGER: JOSEPH HOWE, PE					
Designed	By	Date	Checked	By	Date
Drawn	AFS	04\26	In Charge of	JRH	04\26

MTA PROJECT MANAGER: LAUREN FLEMING, PE

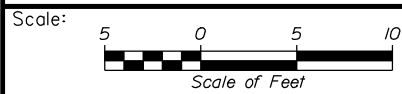
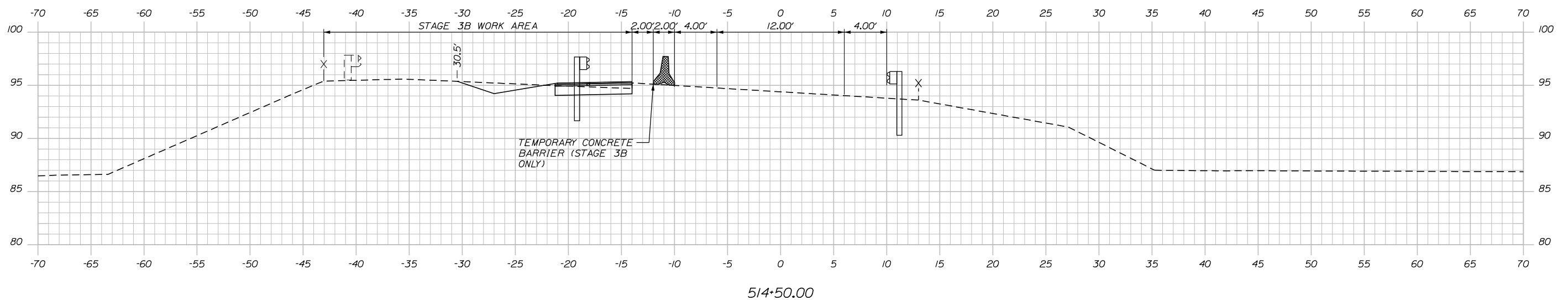
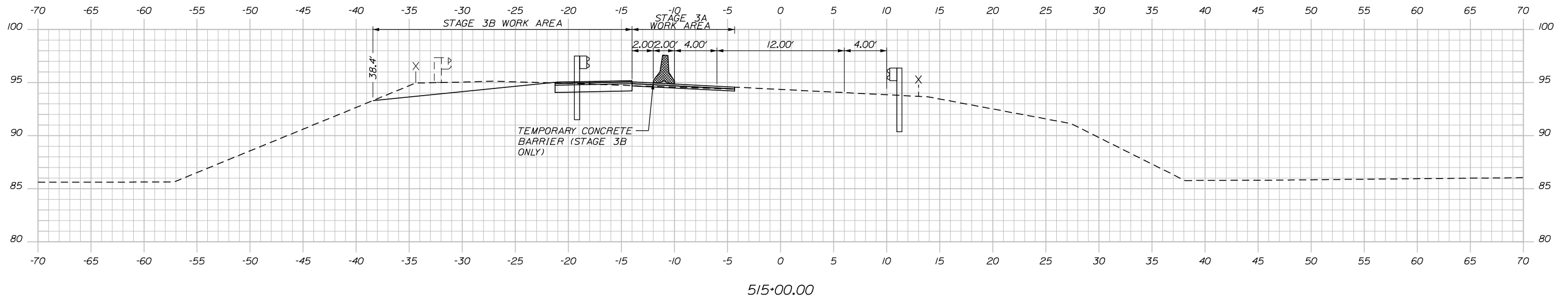
CONTRACT: 2026.19

SHEET NUMBER: MT-38

43 OF 73

Date: 4/28/2026

Filename: ...MSTAVS_MOT_Phasing.dgn



Designed by:



STANTEC CONSULTING SERVICES INC.
2211 CONGRESS STREET SUITE 380
PORTLAND, ME 04102
TEL (207) 887-3448
FAX (207) 883-3376



**THE GOLD STAR
MEMORIAL HIGHWAY**

**RAMP IMPROVEMENTS
BIDDEFORD EXIT 32
STAGE 3 - CROSS SECTIONS
STA. 514+50.00 TO STA. 515+00.00**

No.	Revision	By	Date

CONSULTANT PROJECT MANAGER: JOSEPH HOWE, PE					
Designed	By	Date	Checked	By	Date
Drawn	AFS	04\26	In Charge of	JRH	04\26

MTA PROJECT MANAGER: LAUREN FLEMING, PE

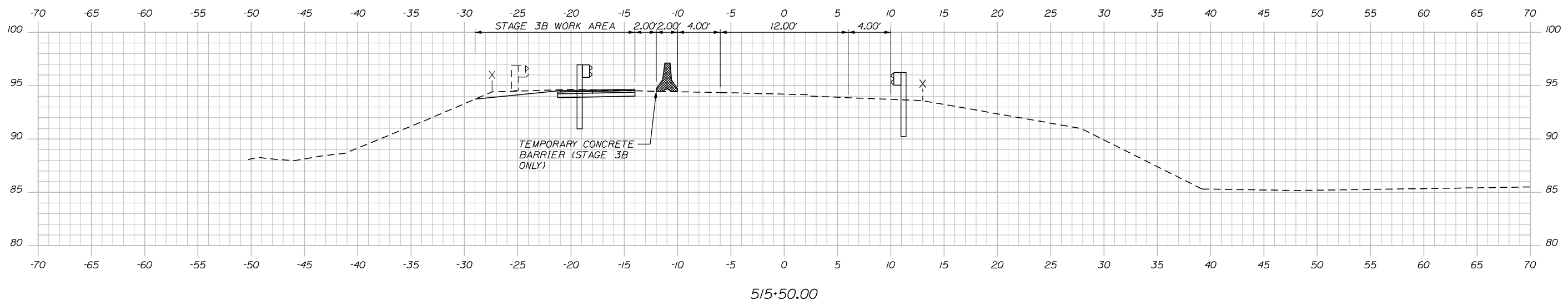
CONTRACT: 2026.19

SHEET NUMBER: MT-39

44 OF 73

Date: 4/28/2026

Filename: ...MSTAVS_MOT_Phasing.dgn



515+50.00

Scale: Scale of Feet

No.	Revision	By	Date

Designed by:

CONSULTANT PROJECT MANAGER: JOSEPH HOWE, PE

	By	Date		By	Date
Designed	AFS	04\26	Checked	JRH	04\26
Drawn	AFS	04\26	In Charge of	JRH	04\26

STANTEC CONSULTING SERVICES INC.
 2211 CONGRESS STREET SUITE 380
 PORTLAND, ME 04102
 TEL (207) 887-3448
 FAX (207) 883-3376

**THE GOLD STAR
 MEMORIAL HIGHWAY**

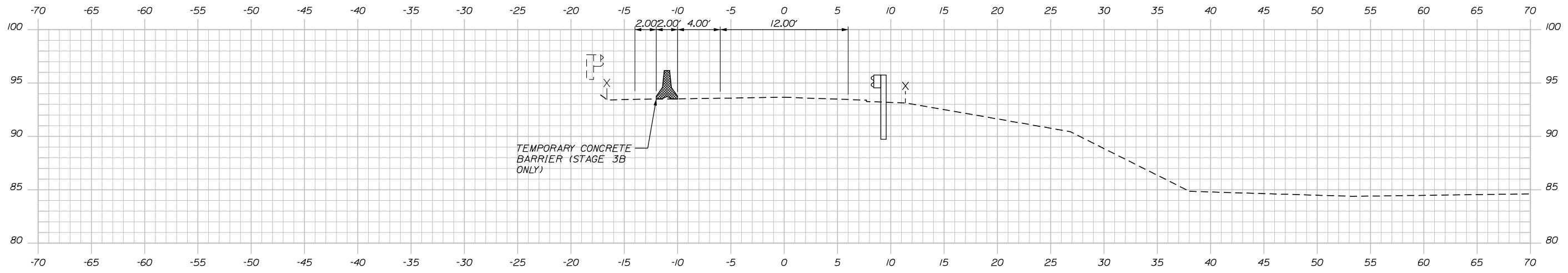
MTA PROJECT MANAGER: LAUREN FLEMING, PE

RAMP IMPROVEMENTS
 BIDDEFORD EXIT 32
 STAGE 3 - CROSS SECTIONS
 STA. 515+50.00

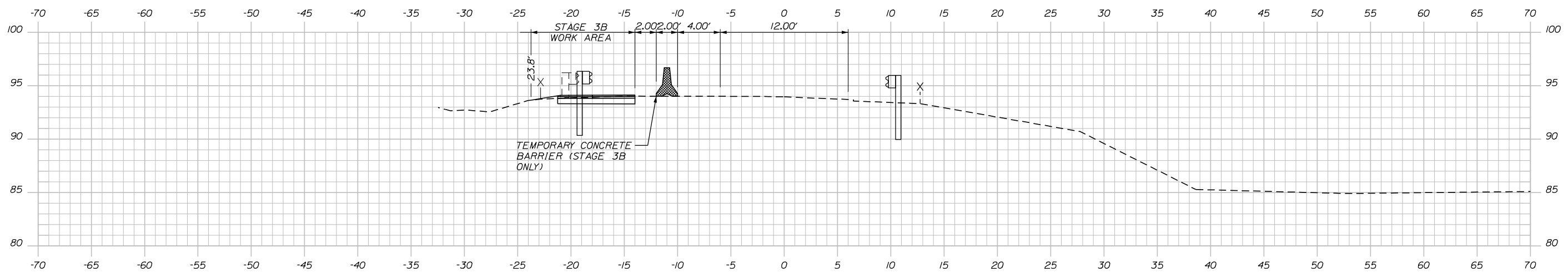
SHEET NUMBER: MT-40
 CONTRACT: 2026.19
 45 OF 73

Date: 4/28/2026

Filename: ...MSTAVS_MOT_Phasing.dgn



516+50.00



516+00.00

Scale: Scale of Feet

No.	Revision	By	Date

Designed by:

Stantec

CONSULTANT PROJECT MANAGER: JOSEPH HOWE, PE

	By	Date		By	Date
Designed	AFS	04\26	Checked	JRH	04\26
Drawn	AFS	04\26	In Charge of	JRH	04\26

STANTEC CONSULTING SERVICES INC.
 2211 CONGRESS STREET SUITE 380
 PORTLAND, ME 04102
 TEL (207) 887-3448
 FAX (207) 883-3376

MAINE TURNPIKE

THE GOLD STAR MEMORIAL HIGHWAY







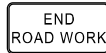
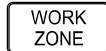


MTA PROJECT MANAGER: LAUREN FLEMING, PE

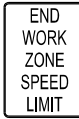









**RAMP IMPROVEMENTS
 BIDDEFORD EXIT 32
 STAGE 3 - CROSS SECTIONS
 STA. 516+00.00 TO STA. 516+50.00**

SHEET NUMBER: MT-41
 CONTRACT: 2026.19
 46 OF 73

Date: 4/28/2026

Filename: ...HIGHWAY\MSTA\MOT_TSS_01.dgn


MUTCD NUMBER	SIZE OF SIGN		TEXT	COLOR		TEXT DIMENSIONS			NUMBER OF SIGNS REQUIRED	SIGN AREA (SQ. FEET)	
	WIDTH	HEIGHT		BACK-GROUND	LEGEND BORDER	LETTER HEIGHT	VERTICAL SPACING	SHIELD/ARROW		NOM. AREA	TOTAL AREA
CS-3	48"	48"		ORANGE	BLACK	TEXT DIMENSIONS SHALL CONFORM TO "STANDARD HIGHWAY SIGNS"			2	16.00	32.00
CS-4	48"	48"		ORANGE	BLACK				1	16.00	16.00
CS-10	48"	48"		ORANGE	BLACK				2	16.00	32.00
CS-11	48"	48"		ORANGE	BLACK				1	16.00	16.00
CS-22	48"	48"		ORANGE	BLACK				2	16.00	32.00
E5-2a	48"	36"		ORANGE	BLACK				6	12.00	72.00
G20-2	48"	24"		ORANGE	BLACK				3	8.00	24.00
G20-5aP	48"	24"		ORANGE	BLACK				1	8.00	8.00
R2-1	48"	60"		WHITE	BLACK				1	20.00	20.00
R2-6aP	48"	24"		ORANGE	BLACK				1	8.00	8.00

MUTCD NUMBER	SIZE OF SIGN		TEXT	COLOR		TEXT DIMENSIONS			NUMBER OF SIGNS REQUIRED	SIGN AREA (SQ. FEET)	
	WIDTH	HEIGHT		BACK-GROUND	LEGEND BORDER	LETTER HEIGHT	VERTICAL SPACING	SHIELD/ARROW		NOM. AREA	TOTAL AREA
R2-12	36"	54"		ORANGE	BLACK	TEXT DIMENSIONS SHALL CONFORM TO "STANDARD HIGHWAY SIGNS"			2	13.5	27.00
W1-4R	48"	48"		ORANGE	BLACK				1	16.00	16.00
W3-4	48"	48"		ORANGE	BLACK				2	16.00	32.00
W3-5	48"	48"		ORANGE/WHITE	BLACK				2	16.00	32.00
W4-2R	48"	48"		ORANGE	BLACK				2	16.00	32.00
W5-4	48"	48"		ORANGE	BLACK				1	16.00	16.00
W7-3aP	36"	30"		ORANGE	BLACK				4	7.50	30.00
W8-1	48"	48"		ORANGE	BLACK				2	16.00	32.00
W8-15	48"	48"		ORANGE	BLACK				1	16.00	16.00
W8-15P	30"	24"		ORANGE	BLACK				1	5.00	5.00

Scale: NOT TO SCALE

No.	Revision	By	Date

Designed by:



CONSULTANT PROJECT MANAGER: JOSEPH HOWE, PE

	By	Date		By	Date
Designed	AFS	04\26	Checked	AFS	04\26
Drawn	DB	04\26	In Charge of	JRH	04\26

STANTEC CONSULTING SERVICES INC.
 2211 CONGRESS STREET SUITE 380
 PORTLAND, ME 04102
 TEL (207) 887-3448
 FAX (207) 883-3376



**THE GOLD STAR
MEMORIAL HIGHWAY**







MTA PROJECT MANAGER: LAUREN FLEMING, PE

RAMP IMPROVEMENTS
 BIDDEFORD EXIT 32
 MAINTENANCE OF TRAFFIC
 SIGN SUMMARY (1 OF 2)

SHEET NUMBER: MT-42
 CONTRACT: 2026.19
 47 OF 73

Date: 4/28/2026


Filename: ...HIGHWAY\MSTA\M0T_TSS_01.dgn

MUTCD NUMBER	SIZE OF SIGN		TEXT	COLOR		TEXT DIMENSIONS			NUMBER OF SIGNS REQUIRED	SIGN AREA (SQ. FEET)	
	WIDTH	HEIGHT		BACK-GROUND	LEGEND BORDER	LETTER HEIGHT	VERTICAL SPACING	SHIELD/ARROW		NOM. AREA	TOTAL AREA
W8-24a	48"	48"		ORANGE	BLACK	TEXT DIMENSIONS SHALL CONFORM TO "STANDARD HIGHWAY SIGNS"			2	16.00	32.00
W13-4p	36"	36"		ORANGE	BLACK				3	9.00	27.00
W16-4P	36"	30"		ORANGE	BLACK				4	7.50	30.00
W20-1 (AHEAD) (1 MILE)	48" 48"	48" 48"		ORANGE	BLACK				6 2	16.00 16.00	96.00 32.00
W20-5R	48"	48"		ORANGE	BLACK				2	16.00	32.00
W21-5	48"	48"		ORANGE	BLACK				2	16.00	32.00

Scale: NOT TO SCALE

No.	Revision	By	Date

Designed by:



CONSULTANT PROJECT MANAGER: JOSEPH HOWE, PE

	By	Date	By	Date	
Designed	AFS	04\26	Checked	AFS	04\26
Drawn	DB	04\26	In Charge of	JRH	04\26

STANTEC CONSULTING SERVICES INC.
 2211 CONGRESS STREET SUITE 380
 PORTLAND, ME 04102
 TEL (207) 887-3448
 FAX (207) 883-3376



THE GOLD STAR MEMORIAL HIGHWAY

MTA PROJECT MANAGER: LAUREN FLEMING, PE

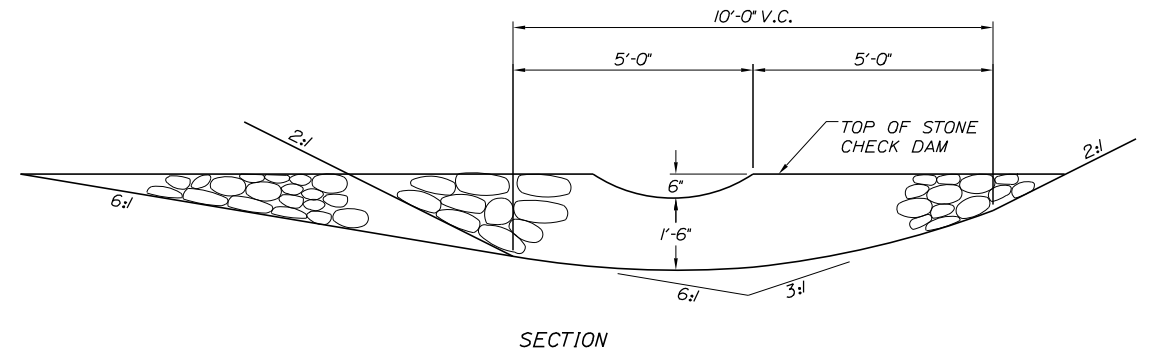
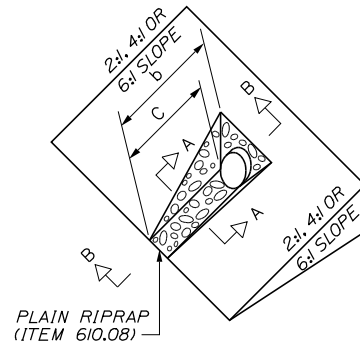
RAMP IMPROVEMENTS
 BIDDEFORD EXIT 32
 MAINTENANCE OF TRAFFIC
 SIGN SUMMARY (2 OF 2)

SHEET NUMBER: MT-43
 CONTRACT: 2026.19
 48 OF 73

Date: 4/28/2026

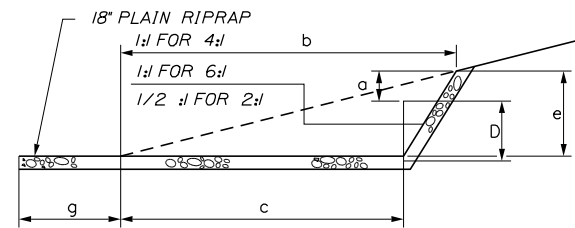
DIMENSIONS FOR SLOPE OF 2:1

D	a (FT)	b (FT)	c (FT)	e (FT)	f (FT)	g (FT)	STONE DEPTH (FT)	STONE (CY)
12"	1.00	4.00	3.00	2.00	6.00	1.00	1.50	1.30
15"	1.00	4.50	3.37	2.25	6.75	1.63	1.50	1.70
18"	1.00	5.00	3.75	2.50	7.50	2.25	1.50	2.09
21"	1.00	5.50	4.13	2.75	8.25	2.88	1.50	2.58
24"	1.00	6.00	4.50	3.00	9.00	3.50	1.50	3.12
30"	1.00	7.00	5.25	3.50	10.50	4.75	1.50	4.33
36"	1.00	8.00	6.00	4.00	12.00	6.00	1.50	5.75
42"	1.00	9.00	6.75	4.50	13.50	7.25	1.50	7.37
48"	1.00	10.00	7.50	5.00	15.00	8.50	1.50	9.18
54"	1.00	11.00	8.25	5.50	16.50	9.75	1.50	11.19
60"	1.00	12.00	9.00	6.00	18.00	11.00	1.50	13.40
66"	1.00	13.00	9.75	6.50	19.50	12.25	1.50	15.81
72"	1.00	14.00	10.50	7.00	21.00	13.50	1.50	18.41
84"	1.00	16.00	12.00	8.00	24.00	16.00	1.50	24.22

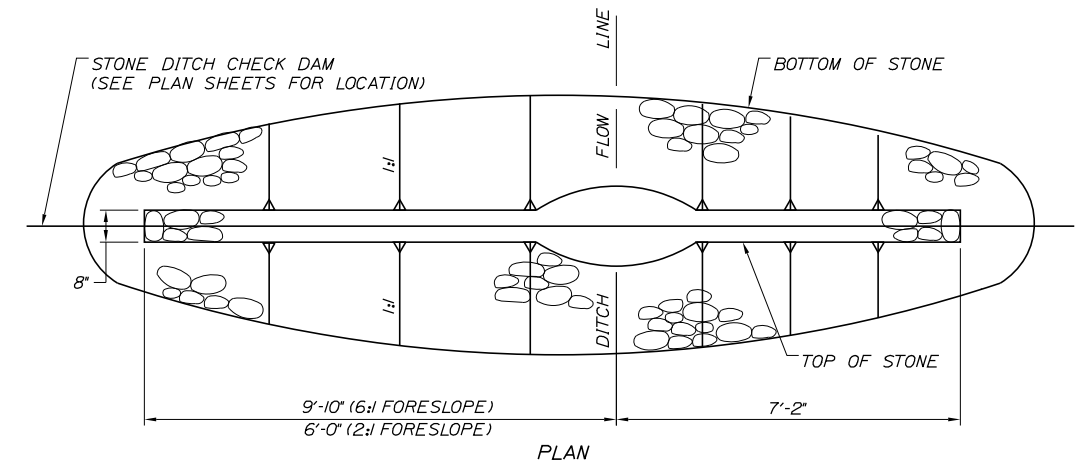


DIMENSIONS FOR SLOPE OF 4:1

D	a (FT)	b (FT)	c (FT)	e (FT)	f (FT)	g (FT)	STONE DEPTH (FT)	STONE (CY)
12"	1.00	8.00	6.00	2.00	6.00	0.00	1.50	2.20
15"	1.00	9.00	6.75	2.25	6.75	0.00	1.50	2.80
18"	1.00	10.00	7.50	2.50	7.50	0.00	1.50	3.40
21"	1.00	11.00	8.25	2.75	8.25	0.00	1.50	4.10
24"	1.00	12.00	9.00	3.00	9.00	0.00	1.50	4.86
30"	1.00	14.00	10.50	3.50	10.50	0.00	1.50	6.58
36"	1.00	16.00	12.00	4.00	12.00	0.00	1.50	8.56
42"	1.00	18.00	13.50	4.50	13.50	0.50	1.50	10.92
48"	1.00	20.00	15.00	5.00	15.00	1.00	1.50	13.57
54"	1.00	22.00	16.50	5.50	16.50	1.50	1.50	16.50
60"	1.00	24.00	18.00	6.00	18.00	2.00	1.50	19.72
66"	1.00	26.00	19.50	6.50	19.50	2.50	1.50	23.22
72"	1.00	28.00	21.00	7.00	21.00	3.00	1.50	27.01
84"	1.00	32.00	24.00	8.00	24.00	4.00	1.50	35.45



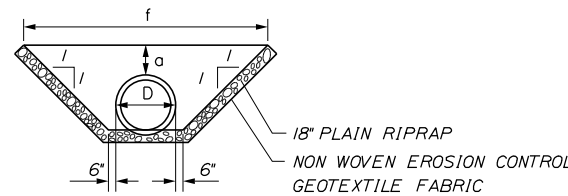
SECTION B-B



PLAN

DIMENSIONS FOR SLOPE OF 6:1

D	a (FT)	b (FT)	c (FT)	e (FT)	f (FT)	g (FT)	STONE DEPTH (FT)	STONE (CY)
12"	0.50	9.00	7.50	1.50	4.50	0.00	1.50	2.30
15"	0.50	10.50	8.75	1.75	5.50	0.00	1.50	2.93
18"	0.50	12.00	10.00	2.00	6.50	0.00	1.50	3.57
21"	0.50	13.50	11.25	2.25	7.25	0.00	1.50	4.46
24"	0.50	15.00	12.50	2.50	8.00	0.00	1.50	5.44
30"	0.50	18.00	15.00	3.00	9.50	0.00	1.50	7.71
36"	0.50	21.00	17.50	3.50	11.00	0.00	1.50	10.37
42"	0.50	24.00	20.00	4.00	12.50	0.00	1.50	13.42
48"	0.50	27.00	22.50	4.50	14.00	0.00	1.50	16.87
54"	0.50	30.00	25.00	5.00	15.50	0.00	1.50	20.70
60"	0.50	33.00	27.50	5.50	17.00	0.00	1.50	24.93
66"	0.50	36.00	30.00	6.00	18.50	0.00	1.50	29.55
72"	0.50	39.00	32.50	6.50	20.00	0.00	1.50	34.56
84"	0.50	45.00	37.50	7.50	23.00	0.00	1.50	45.76



SECTION A-A

ROADWAY CULVERT END SLOPE TREATMENT

NOTES:

1. THE DIMENSIONS SHOWN ARE APPROXIMATE AND MAY BE MODIFIED BY THE RESIDENT.
2. STONE QUANTITIES ARE FOR ONE END OF THE PIPE.

NOTES:

1. STONE FOR TEMPORARY AND PERMANENT STONE CHECK DAMS SHALL MEET THE REQUIREMENTS OF MDT SPECIFICATION 703.29, STONE DITCH PROTECTION.
2. TEMPORARY STONE CHECK DAMS WILL BE PAID FOR UNDER ITEM 610.181.

FORESLOPE	BACKSLOPE	QUANTITY C.Y. STONE
6:1	3:1	2.5
2:1	3:1	2.0

STONE CHECK DAM

Filename: ...:\00\HIGHWAY\MSTA\..._Details.dgn

Scale: NOT TO SCALE

No.	Revision	By	Date

Designed by:

CONSULTANT PROJECT MANAGER: JOSEPH HOWE, PE

	By	Date		By	Date
Designed	CLG	04\26	Checked	JRH	04\26
Drawn	CLG	04\26	In Charge of	JRH	04\26

STANTEC CONSULTING SERVICES INC.
2211 CONGRESS STREET SUITE 380
PORTLAND, ME 04102
TEL (207) 887-3448
FAX (207) 883-3376

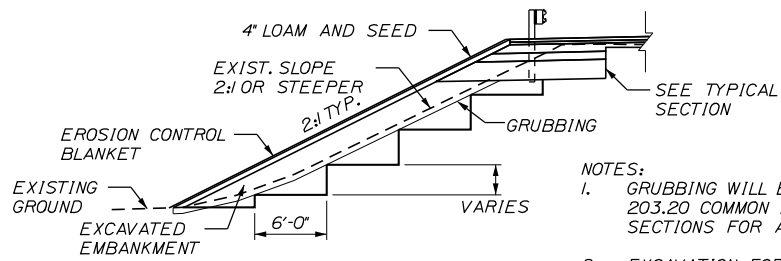
THE GOLD STAR MEMORIAL HIGHWAY

MTA PROJECT MANAGER: LAUREN FLEMING, PE

RAMP IMPROVEMENTS
BIDDEFORD EXIT 32
DRAINAGE DETAILS
(1 OF 2)

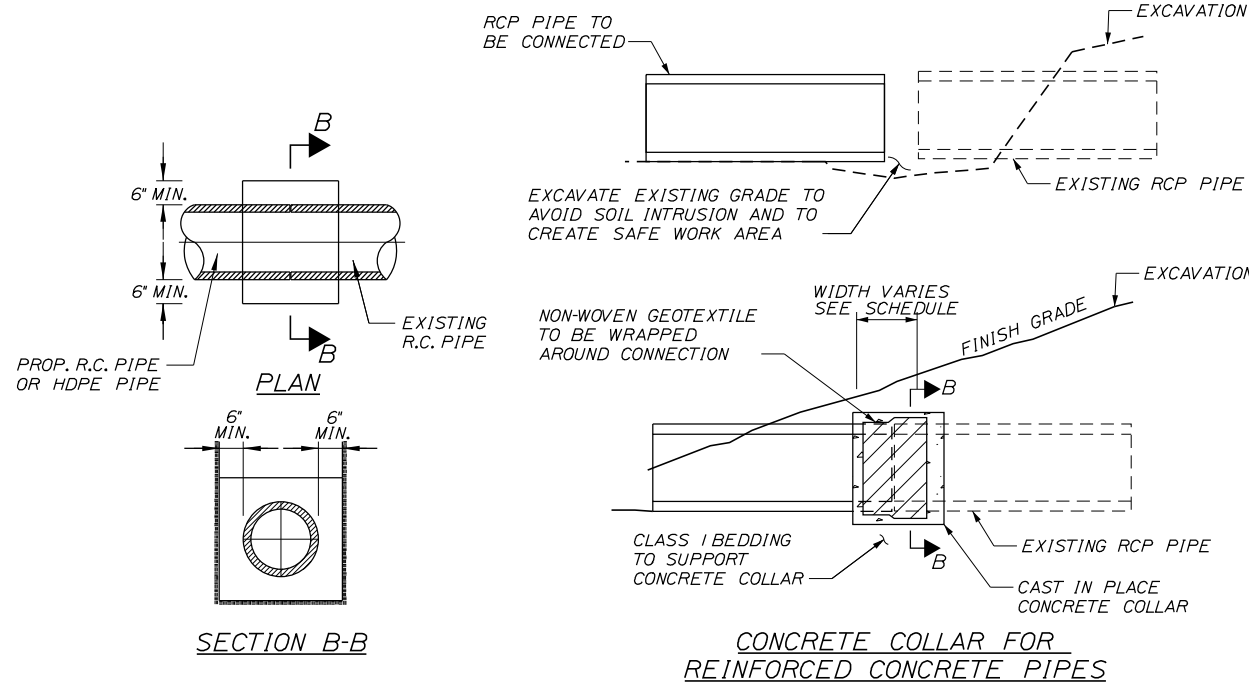
SHEET NUMBER: DT-01
CONTRACT: 2026.19
49 OF 73

Date: 4/28/2026



- NOTES:
- GRUBBING WILL BE PAID FOR UNDER ITEM 203.20 COMMON EXCAVATION. SEE CROSS SECTIONS FOR ACTUAL LIMITS.
 - EXCAVATION FOR BENCHING TO RECEIVE EMBANKMENTS SHALL BE PAID INCIDENTAL TO ITEM 203.20 COMMON EXCAVATION.
 - BENCHING IS REQUIRED WHERE FILL IS TO BE PLACED ON EXISTING EMBANKMENTS WITH SLOPES 2:1 OR STEEPER.

BENCH DETAIL



CONCRETE COLLAR WIDTH SCHEDULE

PIPE DIA. (INCHES)	WIDTH OF CONC. (INCHES)
12	24
15	24
18	24
24	24
30	30
36	36
42	48
48	48

- NOTES:
- CONNECTION AND PIPE TO BE BACKFILLED PER ASTM D2321 (CRUSHED STONE).
 - CONCRETE SHALL BE CLASS A FIBER REINFORCED.
 - SEE CONCRETE COLLAR WIDTH SCHEDULE FOR DIMENSIONS.

Filename: ...:\00\HIGHWAY\MSTA\..._Details.dgn

Scale: NOT TO SCALE

No.	Revision	By	Date

Designed by:

CONSULTANT PROJECT MANAGER: JOSEPH HOWE, PE

	By	Date		By	Date
Designed	CLG	04\26	Checked	JRH	04\26
Drawn	CLG	04\26	In Charge of	JRH	04\26

STANTEC CONSULTING SERVICES INC.
 2211 CONGRESS STREET SUITE 380
 PORTLAND, ME 04102
 TEL (207) 887-3448
 FAX (207) 883-3376

THE GOLD STAR MEMORIAL HIGHWAY

MTA PROJECT MANAGER: LAUREN FLEMING, PE

RAMP IMPROVEMENTS
 BIDDEFORD EXIT 32
 DRAINAGE DETAILS
 (2 OF 2)

SHEET NUMBER: DT-02
 CONTRACT: 2026.19
 50 OF 73

GUARDRAIL, EARTHWORK AND PAVEMENT REPAIR NOTES

1. ALL EARTHWORK AND PAVEMENT REPAIRS ASSOCIATED WITH GUARDRAIL INSTALLATIONS AND/OR MODIFICATIONS FOR THIS CONTRACT SHALL BE INCIDENTAL TO THE GUARDRAIL ITEMS UNLESS OTHERWISE NOTED.
2. ALL DISTURBED AREAS DUE TO THE WORK PERFORMED UNDER THIS CONTRACT FOR GUARDRAIL REPAIRS, MODIFICATION AND/OR INSTALLATIONS SHALL BE REPAIRED AND RESTORED TO ORIGINAL CONDITION. GRASSED AREAS SHALL RECEIVE 4" OF LOAM, SEED, FERTILIZER AND MULCH. IN PAVED AREAS, SUBBASE GRAVEL SHALL BE REPLACED AND RECOMPACTED WITH MAINE DOT TYPE-D GRAVEL AND HOT MIX ASPHALT TO A THICKNESS TO MATCH SURROUNDING PAVEMENT.
3. COMPACTION OF EARTH AND/OR SUBBASE GRAVEL AROUND GUARDRAIL POSTS DISTURBED DURING THE WORK IS REQUIRED. ALL POSTS SHALL BE PLUMB AFTER COMPACTION.


GUARDRAIL INSTALLATION AND MODIFICATION NOTES

1. THE CONTRACTOR SHALL FOLLOW ALL MANUFACTURER'S INSTALLATION INSTRUCTIONS FOR THE INSTALLATION AND/OR MODIFICATION OF ANY AND ALL GUARDRAIL COMPONENTS TO BE INSTALLED UNDER THIS CONTRACT. THE CONTRACTOR SHALL NOTIFY THE RESIDENT ENGINEER IF THE CONTRACTOR DISCOVERS CONFLICTS OR IRREGULARITIES OF ANY SORT BETWEEN THE MANUFACTURER'S INSTALLATION INSTRUCTIONS AND THESE CONTRACT DOCUMENTS.
2. THE CONTRACTOR IS REQUIRED TO HAVE AN APPROVED CRASH END TREATMENT ON ALL GUARDRAIL ENDS IN ALL WORK AREAS AT THE END OF EACH DAY. THE CONTRACTOR SHALL ENSURE THAT ENOUGH TIME EXISTS IN THE WORK DAY TO COMPLETE ALL MODIFICATIONS AND/OR INSTALLATIONS TO END TERMINALS. THE CONTRACTOR SHALL ENSURE THAT ALL PARTS AND MANPOWER ARE ON-SITE PRIOR TO UNDERTAKING ANY GUARDRAIL MODIFICATIONS.
3. EXISTING GUARDRAIL NOTED TO BE ADJUSTED SHALL BE ADJUSTED TO 30" (+0", -1/2") HEIGHT. GUARDRAIL HEIGHT SHALL BE MEASURED FROM THE EDGE OF PAVEMENT WHEN WITHIN 2 FEET. IF GUARDRAIL IS OFFSET FROM EDGE OF PAVEMENT GREATER THAN 2 FEET, THEN HEIGHT OF RAIL SHALL BE MEASURED AT GROUND ELEVATION ADJACENT TO EACH POST BELOW THE RAIL TO THE TOP OF GUARDRAIL AND AFTER FINAL GRADING OF SHOULDER.
4. PROPOSED GUARDRAIL SHALL BE INSTALLED TO THE HEIGHTS SHOWN IN THE GUARDRAIL DETAILS.
5. THE CONTRACTOR SHALL REMOVE AND DISPOSE OF ALL CUT BOLTS, DISCARDED PARTS, TRASH, PAVEMENT DEBRIS, ETC., AFTER COMPLETING GUARDRAIL MODIFICATIONS AND/OR INSTALLATIONS.
6. ALL DAMAGE TO GUARDRAIL COMPONENTS RESULTING FROM ADJUSTMENTS MADE TO THE GUARDRAIL SHALL BE REPAIRED AT NO ADDITIONAL COST TO THE AUTHORITY.
7. CONNECTIONS FOR PROPOSED GUARDRAIL TO EXISTING GUARDRAIL SHALL BE INCIDENTAL TO THE PROPOSED GUARDRAIL ITEMS.
8. ALL EXISTING GUARDRAIL NOTED TO BE REMOVED SHALL BECOME THE PROPERTY OF THE CONTRACTOR. REMOVAL AND DISPOSAL SHALL BE CONSIDERED INCIDENTAL TO THE GUARDRAIL ITEMS.
9. ONE REFLECTORIZED FLEXIBLE GUARDRAIL MARKER SHALL BE INSTALLED AT EACH GUARDRAIL TERMINAL. TWO REFLECTORIZED FLEXIBLE GUARDRAIL MARKERS SHALL BE INSTALLED AT EACH GUARDRAIL END TREATMENT.
10. ALL PERMANENT GUARDRAIL AND END TERMINALS SHALL BE MASH 2016 COMPLIANT.
11. HOLES CREATED BY GUARDRAIL REMOVAL WILL BE FILLED AND COMPACTED WITH APPROVED MATERIALS AS DIRECTED BY THE RESIDENT. PAYMENT TO BE CONSIDERED INCIDENTAL TO THE GUARDRAIL ITEMS.
12. TRANSITIONS FROM EXISTING GUARDRAIL TO PROPOSED MIDWAY SPLICE GUARDRAIL SHALL BE IN ACCORDANCE WITH MAINE DOT STANDARD DETAIL 606(17).
13. DAMAGE TO EXISTING PAVEMENT OR NEW PAVEMENT DUE TO THE INSTALLATION OF NEW OR RESET GUARDRAIL SHALL BE REPAIRED WITH NO ADDITIONAL COMPENSATION TO THE CONTRACTOR.
14. IN NON-GUARDRAIL AREAS, DELINEATORS SHALL BE SPACED AT 50' ON RAMPS. THE CONTRACTOR SHALL CONFIRM THE DELINEATOR LAYOUT WITH THE RESIDENT. NEW DELINEATOR POSTS SHALL BE PAID FOR UNDER ITEM 606.356 AS UNDERDRAIN DELINEATOR POSTS.
15. SEE SPECIFICATIONS FOR REFLECTIVE SHEETING REQUIREMENTS.
16. TERMINAL UNIT SHALL BE MFLEAT AND MASH 2016 COMPLIANT AS MANUFACTURED BY ROAD SYSTEMS INC.

Date: 4/28/2026

Filename: ...000\HIGHWAY\MSTA\...Details.dgn

Scale:			
NOT TO SCALE			
No.	Revision	By	Date

Designed by:					
					
CONSULTANT PROJECT MANAGER: JOSEPH HOWE, PE					
	By	Date		By	Date
Designed	CLG	04\26	Checked	JRH	04\26
Drawn	CLG	04\26	In Charge of	JRH	04\26

STANTEC CONSULTING SERVICES INC.
 2211 CONGRESS STREET SUITE 380
 PORTLAND, ME 04102
 TEL (207) 887-3448
 FAX (207) 883-3376



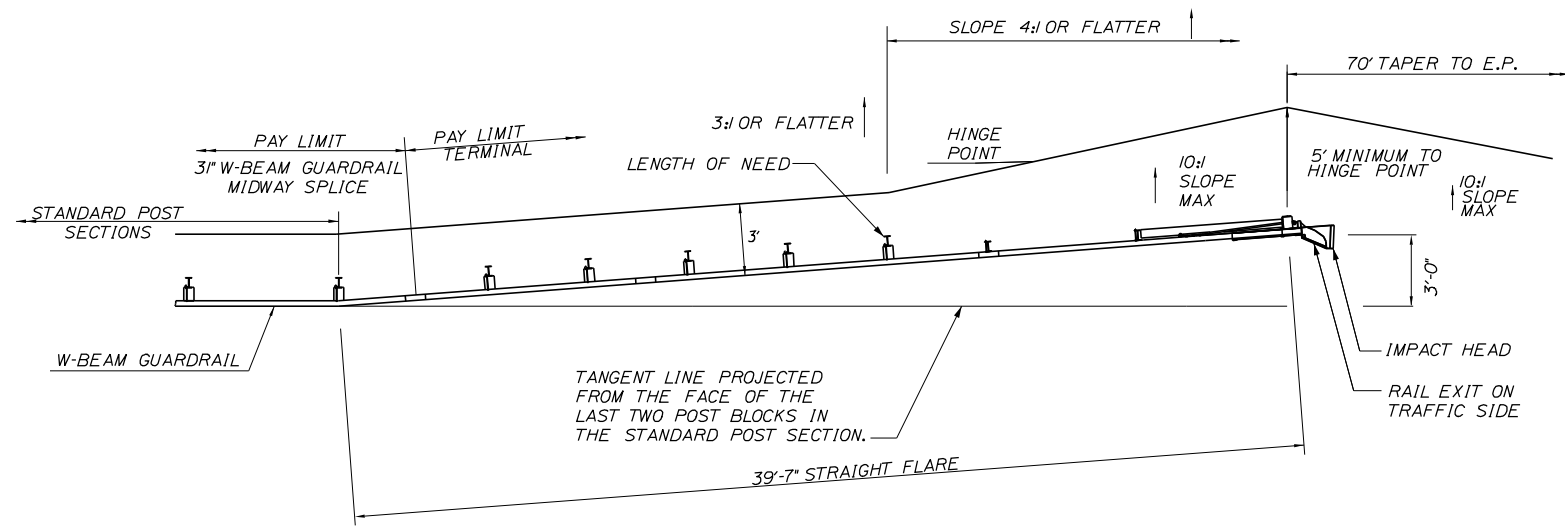
THE GOLD STAR MEMORIAL HIGHWAY

MTA PROJECT MANAGER: LAUREN FLEMING, PE

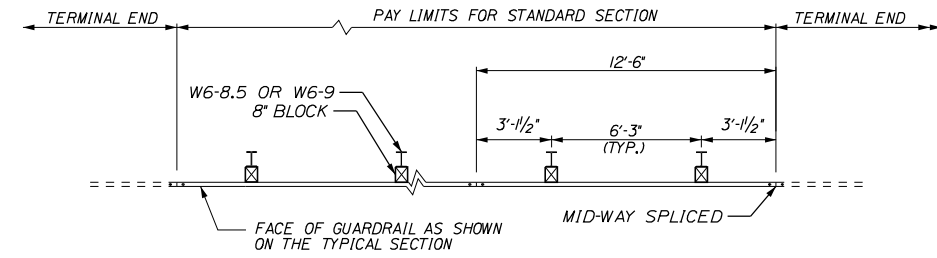
RAMP IMPROVEMENTS
 BIDDEFORD EXIT 32
 GUARDRAIL DETAILS
 (1 OF 2)

SHEET NUMBER: DT-03
 CONTRACT: 2026.19
 51 OF 73

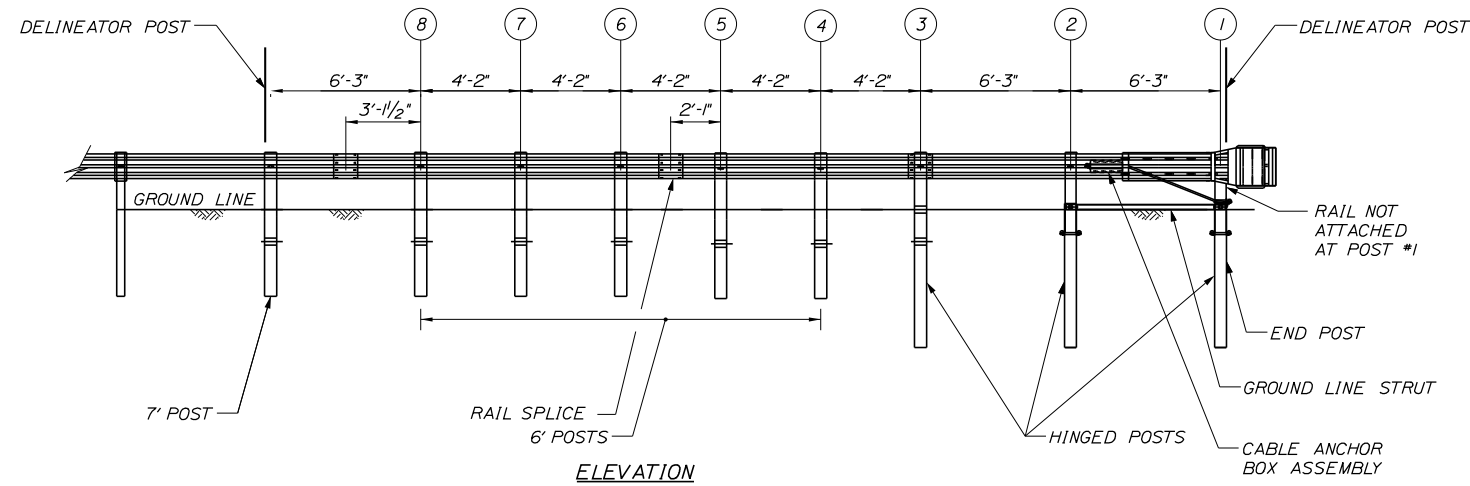
Date: 4/28/2026



PLAN

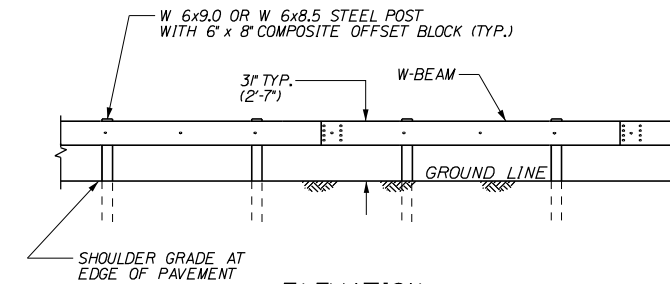


PLAN - SINGLE FACED

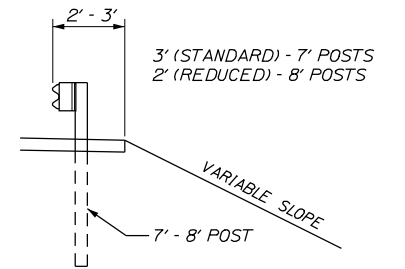


ELEVATION

3" W-BEAM GUARDRAIL - MID-WAY SPLICE FLARED TERMINAL (MFLEAT MANUFACTURED BY RS1)
NOT TO SCALE



ELEVATION



CROSS-SECTION

3" W-BEAM GUARDRAIL - MID-WAY SPLICE (8" OFFSET BLOCKS)
(ITEMS 606.13, 606.132)
NOT TO SCALE

Filename: ...:\00\HIGHWAY\MSTA\...Details.dgn

Scale: NOT TO SCALE

No.	Revision	By	Date

Designed by:

Stantec

CONSULTANT PROJECT MANAGER: JOSEPH HOWE, PE

	By	Date	Checked	By	Date
Designed	CLG	04\26	Checked	JRH	04\26
Drawn	CLG	04\26	In Charge of	JRH	04\26

STANTEC CONSULTING SERVICES INC.
2211 CONGRESS STREET SUITE 380
PORTLAND, ME 04102
TEL (207) 887-3448
FAX (207) 883-3376

THE GOLD STAR MEMORIAL HIGHWAY

MTA PROJECT MANAGER: LAUREN FLEMING, PE

RAMP IMPROVEMENTS
BIDDEFORD EXIT 32
GUARDRAIL DETAILS
(2 OF 2)

SHEET NUMBER: DT-04
CONTRACT: 2026.19
92 OF 73

ITEM 606.13 - 31"W-BEAM GUARDRAIL - MID-WAY SPLICE
(7' STEEL POSTS, 8' OFFSET BLOCKS, SINGLE FACED)

STATION	TO	STATION	LENGTH
512-25.20, 10.30' RT.		517-52.80, 8.00' RT.	525.00 LF
513-42.07, 18.24' LT.		516-24.28, 18.00' LT.	287.50 LF

ITEM 606.1307 - 31"W -BEAM GUARDRAIL - MID-WAY SPLICE FLARED TERMINAL

STATION	TO	STATION	LENGTH
512-25.20 RT.		513-42.07 LT.	

ITEM - 606.3621 GUARDRAIL ADJUST, SINGLE RAIL

STATION	TO	STATION	LENGTH
516-24.28, 18.00' LT.		516-55.46, 16.58' LT.	31.72 LF
516-31.58, 23.16' LT.		516-55.46, 17.58' LT.	25.00 LF

ITEM - 606.3622 GUARDRAIL ADJUST, DOUBLE RAIL

STATION	TO	STATION	LENGTH
516-55.46, 17.64' LT.		517-32.62, 15.68' LT.	75.00 LF

ITEM 610.08 - PLAIN RIPRAP

STATION	TO	STATION	LENGTH
511-44 LT.		511-69 LT.	
511-46 RT.		511-55 RT.	
515-80 RT.		515-95 RT.	

ITEM 610.181 - TEMPORARY STONE CHECK DAM

STATION	OFFSET
511-64	49' RT.

ITEM 626.122 - QUAZITE JUNCTION BOX (18X11)

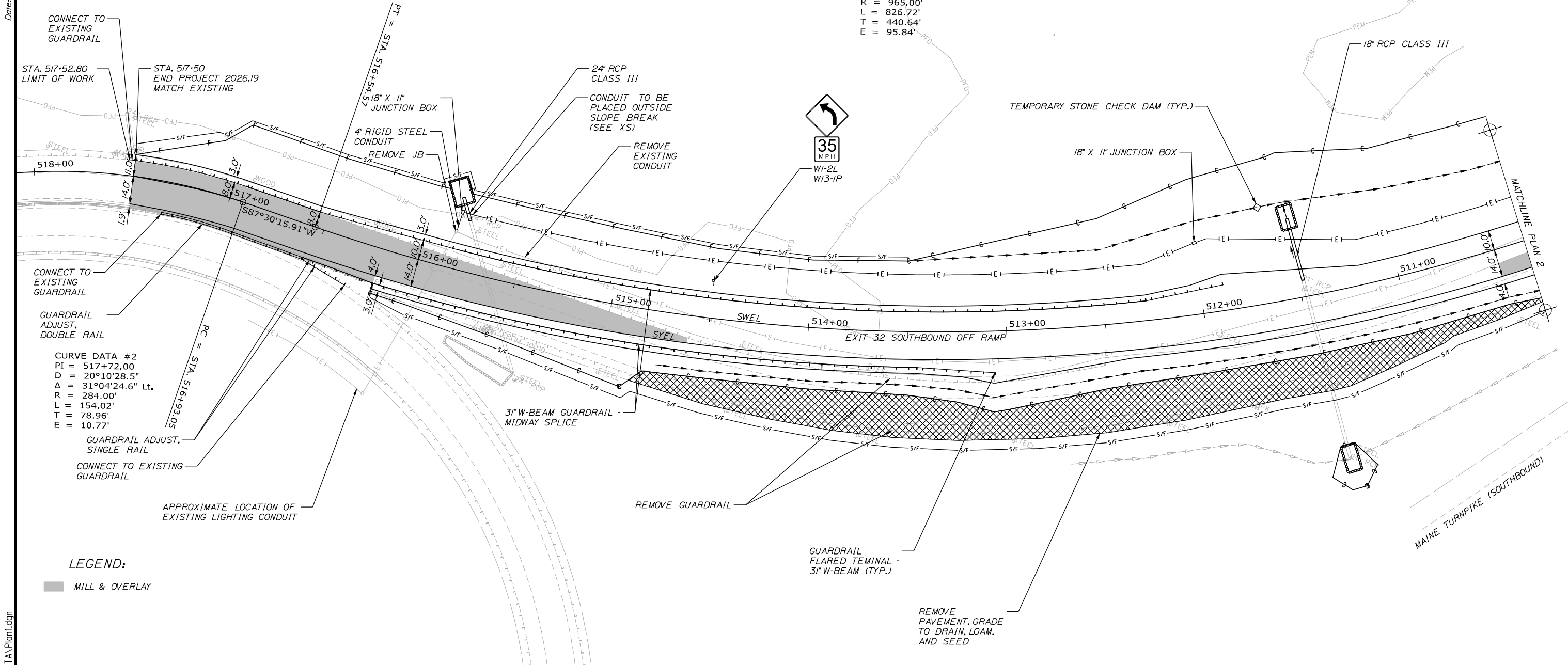
STATION	OFFSET
512-00	36' RT.
515-84	29' RT.

ITEM 656.632 - 30" TEMPORARY SILT FENCE

STATION	TO	STATION	LENGTH
513-50 RT.		513-94 RT.	42 LF
513-94 RT.		514-12 RT.	18 LF
514-12 RT.		514-65 RT.	51 LF
514-65 RT.		517-13 RT.	258 LF
517-13 RT.		517-50 RT.	42 LF
510-06 LT.		516-18 LT.	656 LF

CURVE DATA #1
 PI = 512+68.50
 D = 5°56'14.6"
 Δ = 49°05'07.0" Rt.
 R = 965.00'
 L = 826.72'
 T = 440.64'
 E = 95.84'

Date: 4/28/2026



CURVE DATA #2
 PI = 517+72.00
 D = 20°10'28.5"
 Δ = 31°04'24.6" Lt.
 R = 284.00'
 L = 154.02'
 T = 78.96'
 E = 10.77'

LEGEND:
 ■ MILL & OVERLAY

Scale: 25 0 25 50
Scale of Feet

No.	Revision	By	Date

Designed by:

CONSULTANT PROJECT MANAGER: JOSEPH HOWE, PE

	By	Date	By	Date	
Designed	AFS	04\26	Checked	JRH	04\26
Drawn	AFS	04\26	In Charge of	JRH	04\26

STANTEC CONSULTING SERVICES INC.
 2211 CONGRESS STREET SUITE 380
 PORTLAND, ME 04102
 TEL (207) 887-3448
 FAX (207) 883-3376

**THE GOLD STAR
MEMORIAL HIGHWAY**

MTA PROJECT MANAGER: LAUREN FLEMING, PE

**RAMP IMPROVEMENTS
BIDDEFORD EXIT 32**

PLAN 1

SHEET NUMBER: GP-01
CONTRACT: 2026.19
53 OF 73

ITEM 610.181 - TEMPORARY STONE CHECK DAM

STATION	OFFSET
504+50	47' RT.
508+00	31' RT.
509+50	40' RT.
510+00	50' RT.

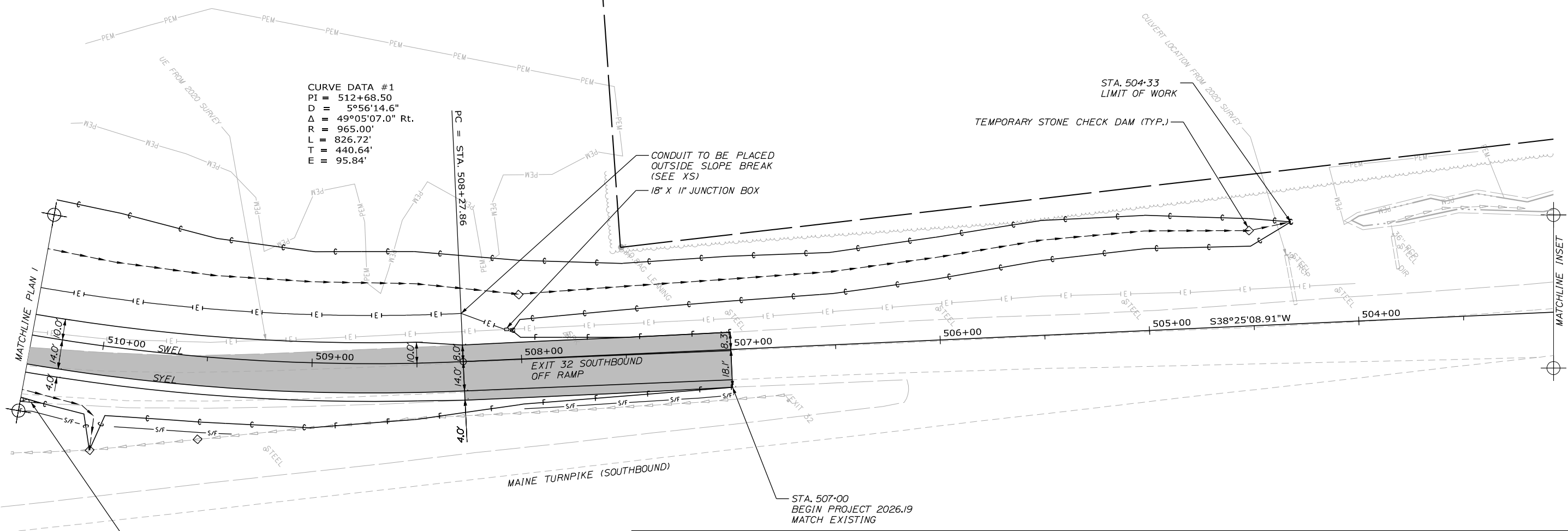
ITEM 656.632 - 30' TEMPORARY SILT FENCE

STATION	TQ	STATION	LENGTH
507+00 LT.		508+00 LT.	100 LF
509+36 LT.		509+90 LT.	60 LF

ITEM 626.122 - QUARTZITE JUNCTION BOX (18X11)

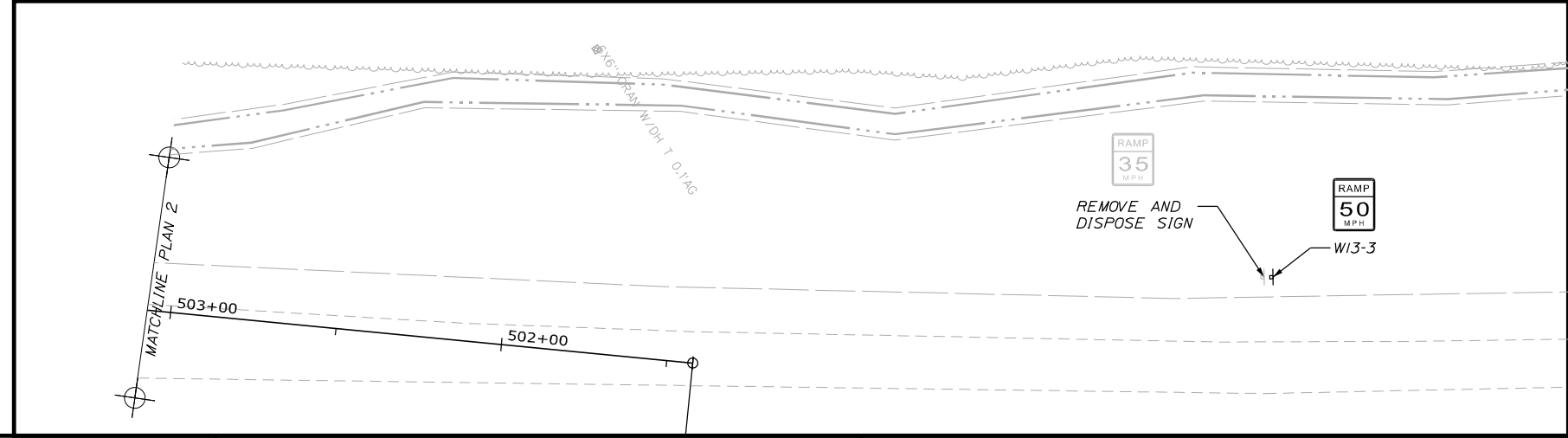
STATION	OFFSET
508+06	14' +/- RT.

CURVE DATA #1
 PI = 512+68.50
 D = 5°56'14.6"
 Δ = 49°05'07.0" Rt.
 R = 965.00'
 L = 826.72'
 T = 440.64'
 E = 95.84'



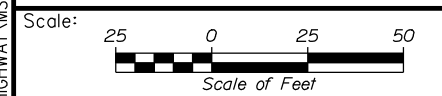
REMOVE PAVEMENT, GRADE TO DRAIN, LOAM, AND SEED

LEGEND:
 ■ MILL & OVERLAY



Date: 4/28/2026

Filename: ...:\00\HIGHWAY\MSTA\Plan2.dgn



Designed by:



STANTEC CONSULTING SERVICES INC.
 2211 CONGRESS STREET SUITE 380
 PORTLAND, ME 04102
 TEL (207) 887-3448
 FAX (207) 883-3376



THE GOLD STAR MEMORIAL HIGHWAY

RAMP IMPROVEMENTS
 BIDDEFORD EXIT 32

PLAN 2

No.	Revision	By	Date

CONSULTANT PROJECT MANAGER: JOSEPH HOWE, PE					
	By	Date		By	Date
Designed	AFS	04\26	Checked	JRH	04\26
Drawn	AFS	04\26	In Charge of	JRH	04\26

MTA PROJECT MANAGER: LAUREN FLEMING, PE

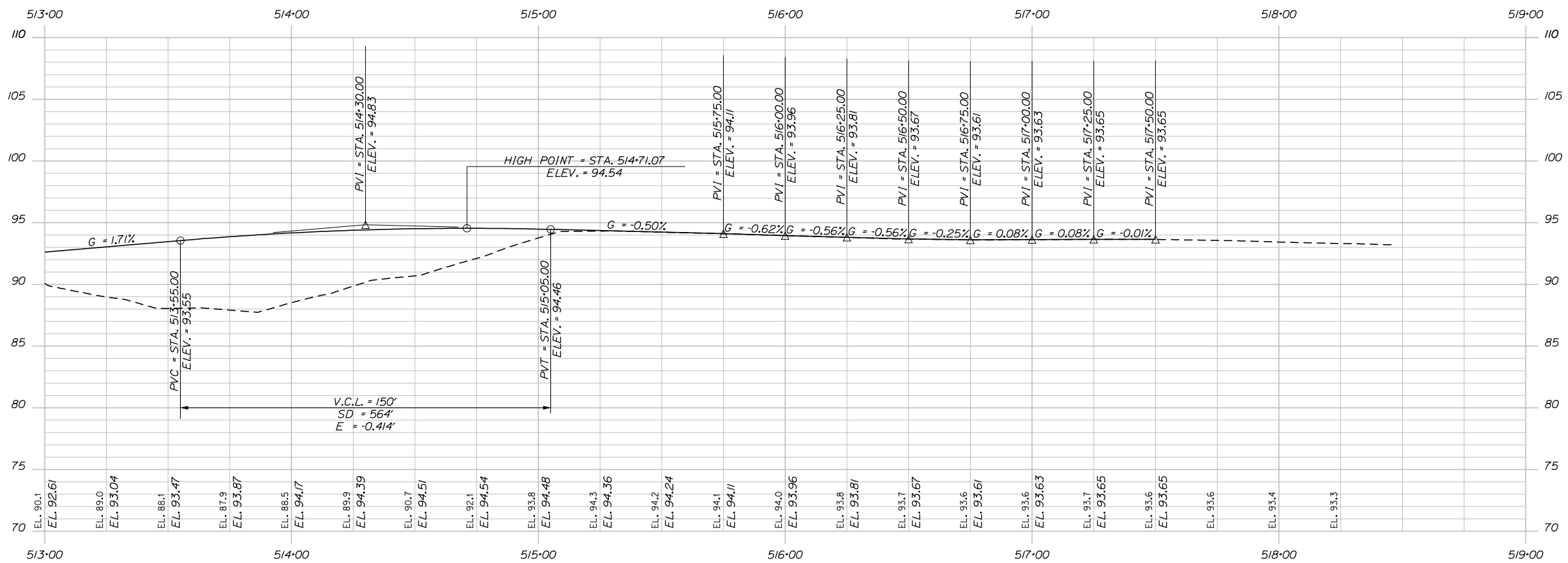
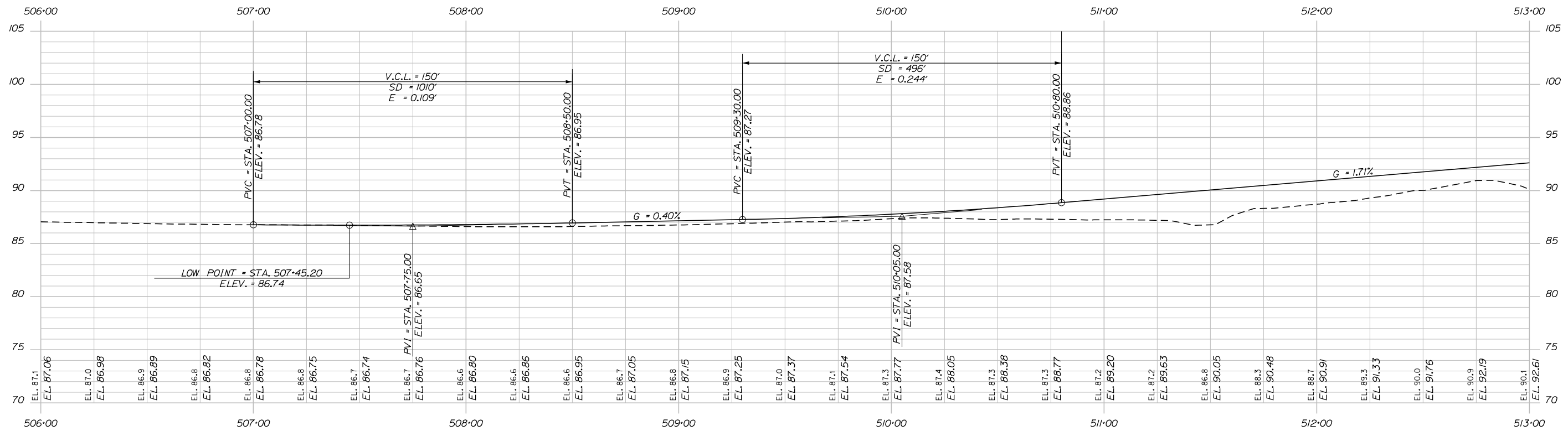
CONTRACT: 2026.19

SHEET NUMBER: GP-02

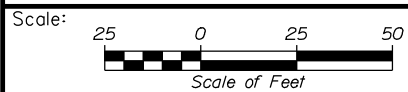
54 OF 73

Date: 4/28/2026

Filename: ...00\HIGHWAY\MSTA\Profile_1.dgn



EXIT 32 SB OFF RAMP PROFILE



Designed by:



STANTEC CONSULTING SERVICES INC.
2211 CONGRESS STREET SUITE 380
PORTLAND, ME 04102
TEL (207) 887-3448
FAX (207) 883-3376



THE GOLD STAR
MEMORIAL HIGHWAY

RAMP IMPROVEMENTS
BIDDEFORD EXIT 32

PROFILE

No.	Revision	By	Date

CONSULTANT PROJECT MANAGER: JOSEPH HOWE, PE					
	By	Date		By	Date
Designed	AFS	04\26	Checked	JRH	04\26
Drawn	AFS	04\26	In Charge of	JRH	04\26




MTA PROJECT MANAGER: LAUREN FLEMING, PE

CONTRACT: 2026.19

SHEET NUMBER: PR-01

55 OF 73

PROPOSED SIGN SUMMARY - MAIN LINE

IDENTIFICATION NUMBER	DESCRIPTION	QUANTITY	SIGN SIZE			COLOR		NUMBER OF POSTS	POST SIZE	HEIGHT OF POST (CONTRACTOR TO CONFIRM HEIGHT)			FOUNDATION SIZE AND TYPE	BREAKAWAY DEVICE	DIRECTION (SB-SOUTHBOUND) (NB-NORTHBOUND)	LOCATION	PAY ITEM NUMBER
			HEIGHT (IN.)	WIDTH (IN.)	AREA (SQ. FT.)	BACKGROUND	LEGEND			LEFT (FEET)	CENTER (FEET)	RIGHT (FEET)					
WI-2L		1	36	36	9.00	FLUORESCENT YELLOW	BLACK	1	W6X9	-	14.0	-	18" DIA.	-	SB	STA. 514+50, RT.	645.271
WI3-1P		1	30	30	6.25	FLUORESCENT YELLOW	BLACK	← MOUNT WITH WI-2L →					SB	STA. 514+50, RT.	645.271		
WI3-3		1	48	36	12.00	FLUORESCENT YELLOW	BLACK	1	W6X9	-	14.0	-	18" DIA.	YES	SB	STA. 500+25 +/-	645.271

GENERAL NOTES

- BOLTS TO BE 50,000 PSI MINIMUM YIELD STRENGTH.
- POST TO BASE PLATE WELD SHALL BE 5/16" FILLET WELD.
- BASE PLATES AND H-BEAMS SHALL BE HOT DIPPED GALVANIZED AFTER FABRICATION IN ACCORDANCE WITH SECTION 720.06.
- SIGN POSTS FOR THE SAME SIGN SHALL NOT BE INSTALLED ON BOTH SIDES OF A DITCH UNLESS DIRECTED BY THE RESIDENT.
- REGULATORY, WARNING AND ROUTE MARKER ASSEMBLY SIGNS OF 16 SF OR LESS AND NOT ON THE MAINE TURNPIKE MAINLINE SHALL USE A 6" X 6" WOOD POST. WOOD POSTS SHALL BE INCIDENTAL TO THE SIGN ITEM.
- REGULATORY, WARNING AND ROUTE MARKER ASSEMBLY SIGNS OVER 60" IN WIDTH SHALL BE FABRICATED AND PAID FOR UNDER 645.251 - ROADSIDE GUIDE SIGN, TYPE 1 AS INDICATED IN THE SIGN SUMMARY TABLES.
- THE RESIDENT SHALL APPROVE THE REMOVAL OF EXISTING SIGNS PRIOR TO REMOVAL TO VERIFY IF THEY ARE NEEDED OR NOT.
- EXISTING WRONG WAY AND DO NOT ENTER SIGNS SHALL BE REMOVED ONLY WHEN ACCESS IS BLOCKED TO THAT ROADWAY.
- EXISTING SIGNS TO BE REMOVED SHALL BE STACKED ON SITE FOR USE DURING CONSTRUCTION IF APPLICABLE.
- ALL SIGNS SHALL BE MANUFACTURED WITH DIRECT APPLIED OR DIGITALLY PRINTED LETTER, NUMERALS, SYMBOLS, AND BORDERS. SEE SPECIAL PROVISIONS 719. SCREEN PRINTED SIGNS WILL NOT BE PERMITTED.

SINGLE SUPPORT SIGNS

FOUNDATION DIAMETER	FOUNDATION DEPTH	SIGN AREA (A)	SIGN WIDTH (W)	POST SIZE	BASE PLATE (1) (3)	MATERIAL	ANCHOR BOLTS (2)	BOLT CIRCLE	MAXIMUM MOUNTING HEIGHT
		$A < 4 \text{ FT}^2$		U CHANNEL POST					12 FEET TO SIGN CENTER
		$4 < A \leq 10 \text{ FT}^2$		WOOD POST 6"X6"					
18"	6'	$10 < A \leq 16 \text{ FT}^2$	W=4'-0" MAX. BUT INCLUDES 5'-0" YIELD SIGN	W6X9 (SEE NOTE 5)	12"X12"X1" 41 LBS.	A36	1" φ X 3'-0"	12"	
18" (24")	6'	$16 < A \leq 25 \text{ FT}^2$	W=5'-0" MAX	W6X15 (WITH BREAKAWAY)	12"X12"X1" 41 LBS.	A36	1" φ X 3'-0"	12"	
24"	7'	$25 < A \leq 42 \text{ FT}^2$	W=7'-0" MAX	W8X24	14"X14"X1" 55 LBS.	A36	1-1/4" φ X 3'-6"	14"	

BREAKAWAY NOTES

- ON 6"X6" WOOD POSTS, DRILL 3/4" DIAMETER HOLES AT RIGHT ANGLES TO ONE ANOTHER 4 INCHES ABOVE GROUND LEVEL TO MEET BREAKAWAY STANDARDS.
- ON BREAKAWAY SUPPORTS, THE HINGE SHOULD BE A MINIMUM OF 7 FEET ABOVE THE FOUNDATION. NO PERMANENT SUPPLEMENTARY SIGNS SHALL BE ATTACHED BELOW THE HINGE. SIGN SHALL BE MOUNTED ABOVE HINGE.
- DIAMETER OF THE FOUNDATION SHALL BE INCREASED IF NEEDED TO LOCATE BREAK-AWAY DEVICE ANCHOR BOLTS WITHIN THE FOUNDATION REINFORCING. ANY NECESSARY INCREASE IN SIZE SHOULD BE CONSIDERED INCIDENTAL TO THE ORIGINAL CONCRETE FOUNDATION SIZE SPECIFIED ON THE PLANS.


Date: 4/28/2026

Filename: ...HIGHWAY.MSTA\...Sign_Summary.dgn

Scale: AS NOTED

No.	Revision	By	Date

Designed by:



CONSULTANT PROJECT MANAGER: JOSEPH HOWE, PE

	By	Date		By	Date
Designed	JRH	04\26	Checked	PLP	04\26
Drawn	CLG	04\26	In Charge of	JRH	04\26

STANTEC CONSULTING SERVICES INC.
2211 CONGRESS STREET SUITE 380
PORTLAND, ME 04102
TEL (207) 887-3448
FAX (207) 883-3376



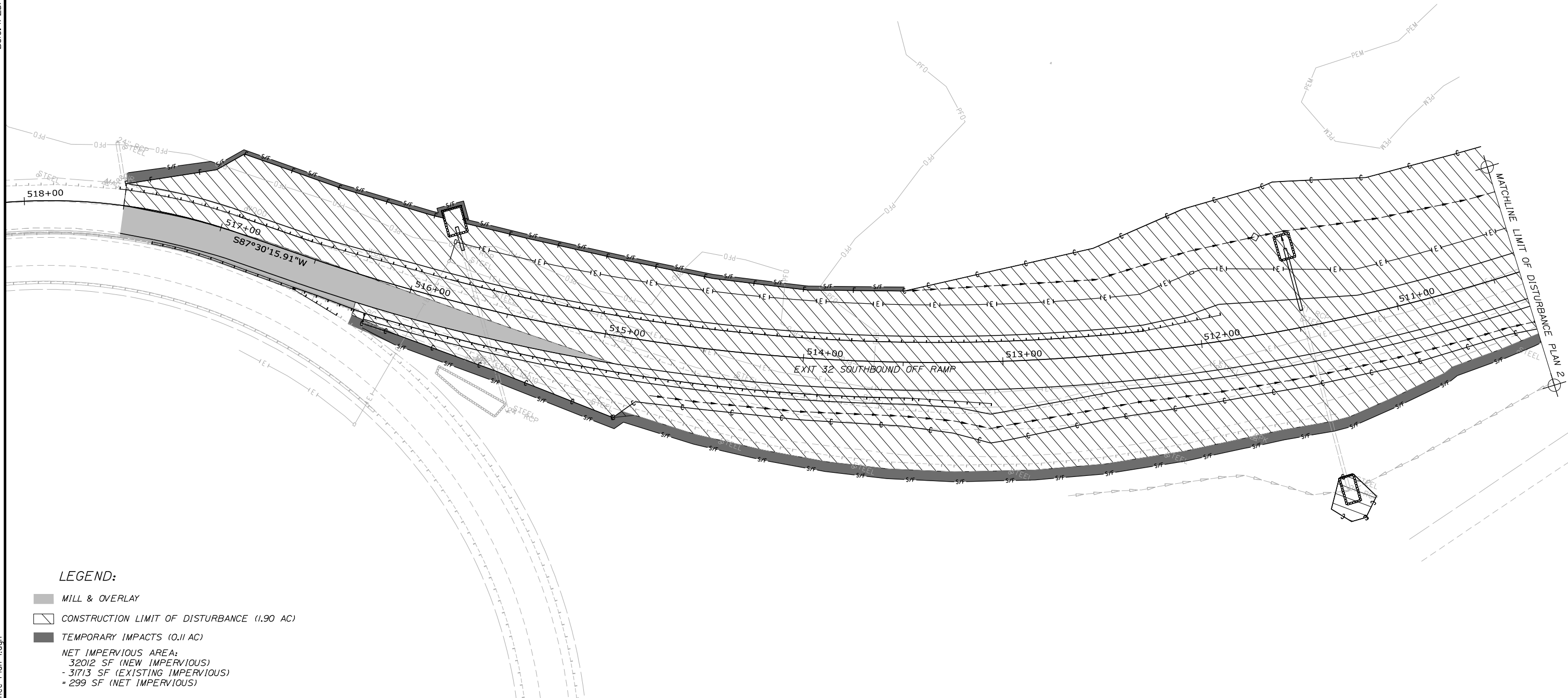
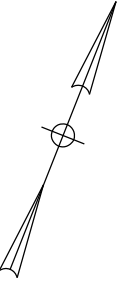
THE GOLD STAR MEMORIAL HIGHWAY

MTA PROJECT MANAGER: LAUREN FLEMING, PE

INTERCHANGE IMPROVEMENTS
SACO (EXITS 35-36)
MAINLINE SIGN SUMMARY
PROPOSED - 5

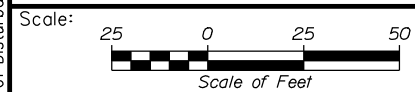
SHEET NUMBER: SS-01
CONTRACT: 2026.19
56 OF 73

Date: 4/28/2026



LEGEND:

- MILL & OVERLAY
 - CONSTRUCTION LIMIT OF DISTURBANCE (1.90 AC)
 - TEMPORARY IMPACTS (0.11 AC)
- NET IMPERVIOUS AREA:
 - 32012 SF (NEW IMPERVIOUS)
 - 31713 SF (EXISTING IMPERVIOUS)
 = 299 SF (NET IMPERVIOUS)



Designed by:



STANTEC CONSULTING SERVICES INC.
 2211 CONGRESS STREET SUITE 380
 PORTLAND, ME 04102
 TEL (207) 887-3448
 FAX (207) 883-3376



**THE GOLD STAR
 MEMORIAL HIGHWAY**

**RAMP IMPROVEMENTS
 BIDDEFORD EXIT 32
 LIMIT OF DISTURBANCE PLAN
 (1 OF 2)**

No.	Revision	By	Date

CONSULTANT PROJECT MANAGER: JOSEPH HOWE, PE					
	By	Date	Checked	By	Date
Designed	AFS	04\26	JRH	JRH	04\26
Drawn	AFS	04\26	In Charge of	JRH	04\26

MTA PROJECT MANAGER: LAUREN FLEMING, PE

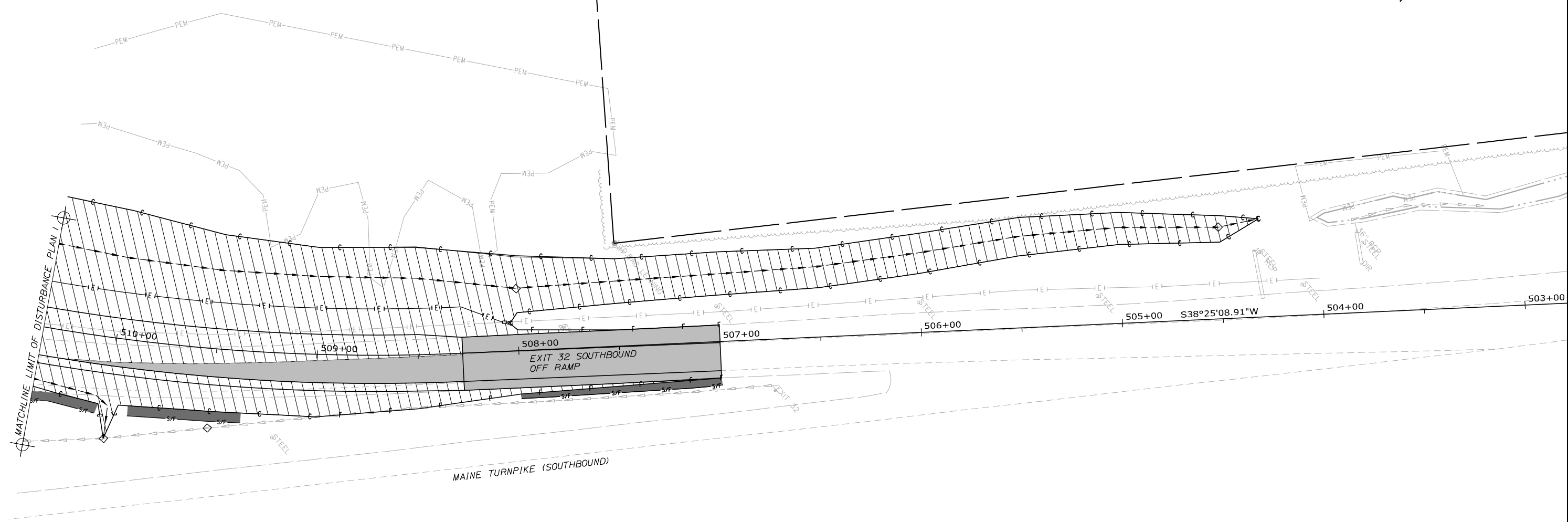
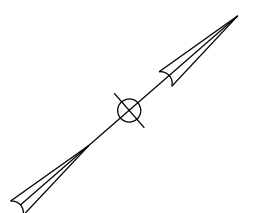
CONTRACT:2026.19

SHEET NUMBER: LOD-01

57 OF 73

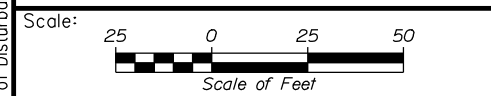
Filename: ...Limit of Disturbance Plan 1.dgn

Date: 4/28/2026



LEGEND:

- MILL & OVERLAY
 - CONSTRUCTION LIMIT OF DISTURBANCE (1.90 AC)
 - TEMPORARY IMPACTS (0.11 AC)
- NET IMPERVIOUS AREA:
 - 32012 SF (NEW IMPERVIOUS)
 - 31713 SF (EXISTING IMPERVIOUS)
 = 299 SF (NET IMPERVIOUS)



Designed by: **Stantec**

CONSULTANT PROJECT MANAGER: JOSEPH HOWE, PE

	By	Date	By	Date	
Designed	AFS	04\26	Checked	JRH	04\26
Drawn	AFS	04\26	In Charge of	JRH	04\26

STANTEC CONSULTING SERVICES INC.
 2211 CONGRESS STREET SUITE 380
 PORTLAND, ME 04102
 TEL (207) 887-3448
 FAX (207) 883-3376

**THE GOLD STAR
MEMORIAL HIGHWAY**

MTA PROJECT MANAGER: LAUREN FLEMING, PE

**RAMP IMPROVEMENTS
 BIDDEFORD EXIT 32
 LIMIT OF DISTURBANCE PLAN
 (2 OF 2)**

SHEET NUMBER: LOD-02
 CONTRACT: 2026.19
 58 OF 73

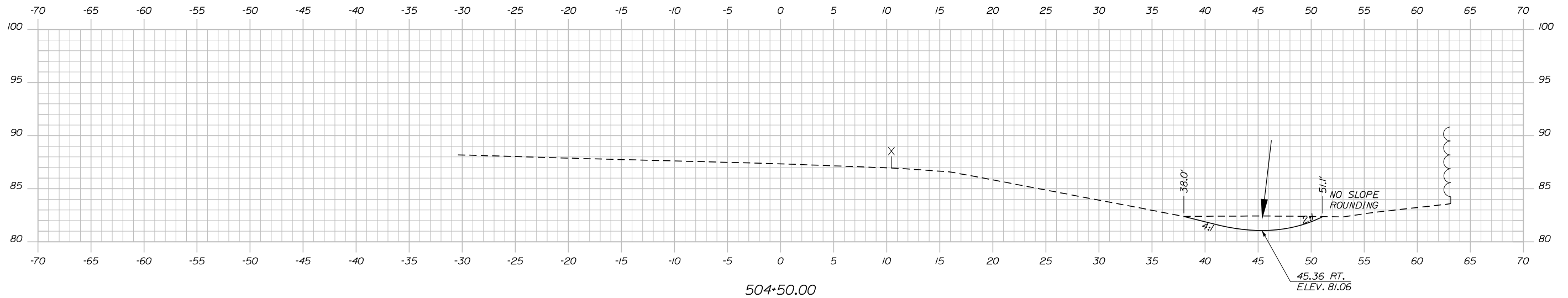
Filename: ...Limit of Disturbance Plan 2.dgn

Date: 4/28/2026

Filename: ... \00\HIGHWAY\MSTA\Xsections.dgn

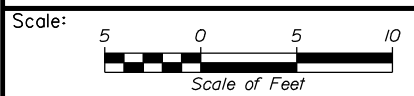
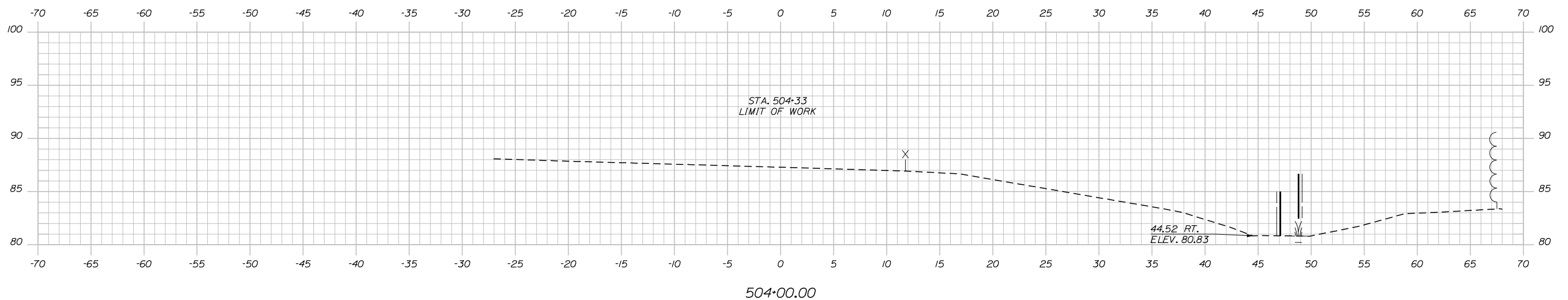
STAGE 1 & 2
 C = 25.70 C.Y.
 F = 0.00 C.Y.
 G = 0.00 C.Y.

STAGE 3
 C = 0.00 C.Y.
 F = 0.00 C.Y.
 G = 0.00 C.Y.



STAGE 1 & 2
 C = 5.75 C.Y.
 F = 0.00 C.Y.
 G = 0.00 C.Y.

STAGE 3
 C = 0.00 C.Y.
 F = 0.00 C.Y.
 G = 0.00 C.Y.



Designed by:

Stantec

CONSULTANT PROJECT MANAGER: JOSEPH HOWE, PE

No.	Revision	By	Date

	By	Date	Checked	By	Date
Designed	AFS	04\26	Checked	JRH	04\26
Drawn	AFS	04\26	In Charge of	JRH	04\26

STANTEC CONSULTING SERVICES INC.
 2211 CONGRESS STREET SUITE 380
 PORTLAND, ME 04102
 TEL (207) 887-3448
 FAX (207) 883-3376

**THE GOLD STAR
 MEMORIAL HIGHWAY**

MTA PROJECT MANAGER: LAUREN FLEMING, PE

**RAMP IMPROVEMENTS
 BIDDEFORD EXIT 32**

STA. 504+00.00 TO STA. 504+50.00

SHEET NUMBER: XS-01

CONTRACT: 2026.19

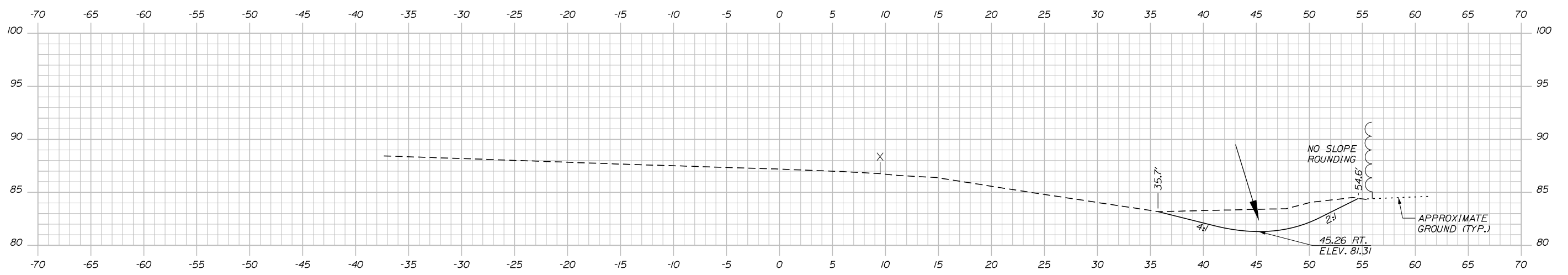
9 OF 73

Date: 4/28/2026

Filename: ...:\00\HIGHWAY\MSTA\Xsections.dgn

STAGE 1 & 2
 C = 47.26 C.Y.
 F = 0.00 C.Y.
 G = 0.00 C.Y.

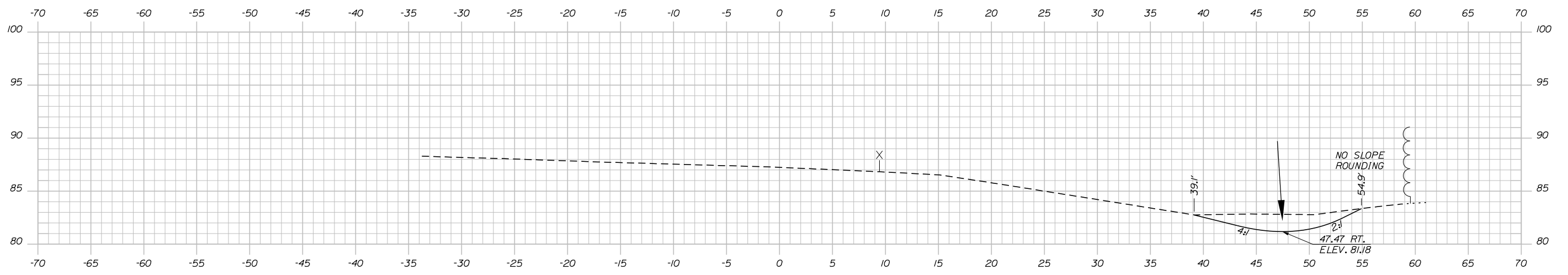
STAGE 3
 C = 0.00 C.Y.
 F = 0.00 C.Y.
 G = 0.00 C.Y.



505+50.00

STAGE 1 & 2
 C = 39.04 C.Y.
 F = 0.00 C.Y.
 G = 0.00 C.Y.

STAGE 3
 C = 0.00 C.Y.
 F = 0.00 C.Y.
 G = 0.00 C.Y.



505+00.00

Scale: Scale of Feet

No.	Revision	By	Date

Designed by:

CONSULTANT PROJECT MANAGER: JOSEPH HOWE, PE

	By	Date	Checked	By	Date
Designed	AFS	04\26	Checked	JRH	04\26
Drawn	AFS	04\26	In Charge of	JRH	04\26

STANTEC CONSULTING SERVICES INC.
 2211 CONGRESS STREET SUITE 380
 PORTLAND, ME 04102
 TEL (207) 887-3448
 FAX (207) 883-3376

**THE GOLD STAR
 MEMORIAL HIGHWAY**

MTA PROJECT MANAGER: LAUREN FLEMING, PE

**RAMP IMPROVEMENTS
 BIDDEFORD EXIT 32**

STA. 505+00.00 TO STA. 505+50.00

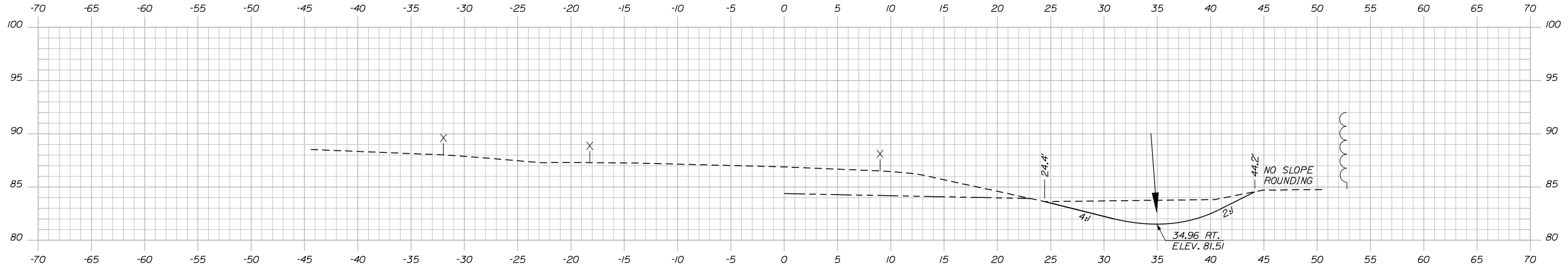
SHEET NUMBER: XS-02
 CONTRACT: 2026.19
 60 OF 73

Date: 4/28/2026

Filename: ...:\00\HIGHWAY\MSTA\Xsections.dgn

STAGE 1 & 2
 C = 52.83 C.Y.
 F = 0.00 C.Y.
 G = 0.00 C.Y.

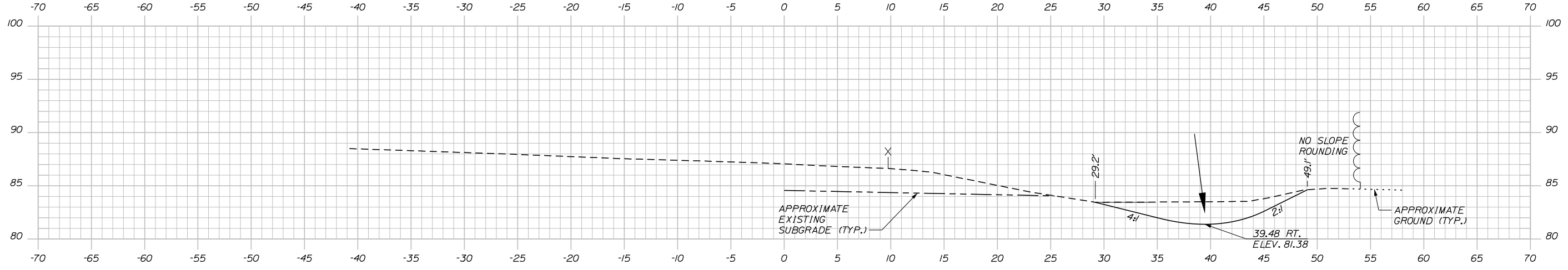
STAGE 3
 C = 0.00 C.Y.
 F = 0.00 C.Y.
 G = 0.00 C.Y.



506+50.00

STAGE 1 & 2
 C = 47.77 C.Y.
 F = 0.00 C.Y.
 G = 0.00 C.Y.

STAGE 3
 C = 0.00 C.Y.
 F = 0.00 C.Y.
 G = 0.00 C.Y.



506+00.00

Scale: Scale of Feet

No.	Revision	By	Date

Designed by:

CONSULTANT PROJECT MANAGER: JOSEPH HOWE, PE

	By	Date	Checked	By	Date
Designed	AFS	04\26	Checked	JRH	04\26
Drawn	AFS	04\26	In Charge of	JRH	04\26

STANTEC CONSULTING SERVICES INC.
 2211 CONGRESS STREET SUITE 380
 PORTLAND, ME 04102
 TEL (207) 887-3448
 FAX (207) 883-3376

**THE GOLD STAR
 MEMORIAL HIGHWAY**

MTA PROJECT MANAGER: LAUREN FLEMING, PE

**RAMP IMPROVEMENTS
 BIDDEFORD EXIT 32**

STA. 506+00.00 TO STA. 506+50.00

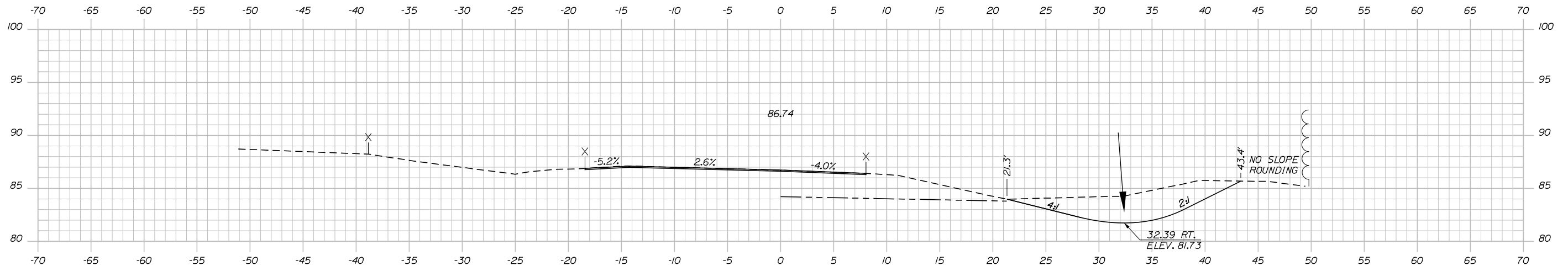
SHEET NUMBER: XS-03
 CONTRACT: 2026.19
 61 OF 73

Date: 4/28/2026

Filename: ...:\00\HIGHWAY\MSTA\Xsections.dgn

STAGE 1 & 2
 C = 77.91 C.Y.
 F = 0.29 C.Y.
 G = 0.00 C.Y.

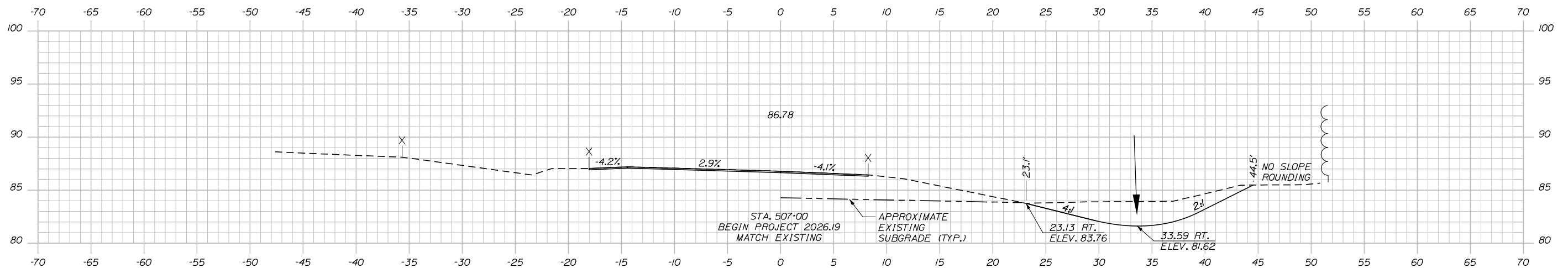
STAGE 3
 C = 1.70 C.Y.
 F = 0.92 C.Y.
 G = 0.00 C.Y.



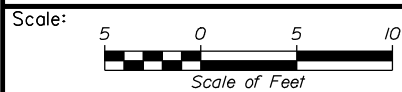
507+50.00

STAGE 1 & 2
 C = 64.10 C.Y.
 F = 0.00 C.Y.
 G = 0.00 C.Y.

STAGE 3
 C = 0.00 C.Y.
 F = 0.00 C.Y.
 G = 0.00 C.Y.



507+00.00



Designed by:



STANTEC CONSULTING SERVICES INC.
 2211 CONGRESS STREET SUITE 380
 PORTLAND, ME 04102
 TEL (207) 887-3448
 FAX (207) 883-3376



THE GOLD STAR
 MEMORIAL HIGHWAY

RAMP IMPROVEMENTS
 BIDDEFORD EXIT 32

STA. 507+00.00 TO STA. 507+50.00

No.	Revision	By	Date

CONSULTANT PROJECT MANAGER: JOSEPH HOWE, PE					
	By	Date		By	Date
Designed	AFS	04\26	Checked	JRH	04\26
Drawn	AFS	04\26	In Charge of	JRH	04\26

MTA PROJECT MANAGER: LAUREN FLEMING, PE

CONTRACT: 2026.19

SHEET NUMBER: XS-04

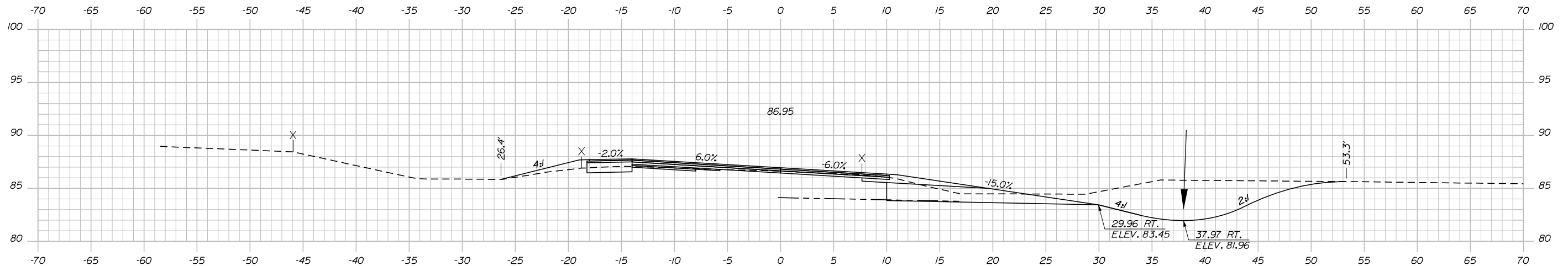
62 OF 73

Date: 4/28/2026

Filename: ... \00\HIGHWAY\MSTA\Xsections.dgn

STAGE 1 & 2
C = 141.86 C.Y.
F = 0.00 C.Y.
G = 0.08 C.Y.

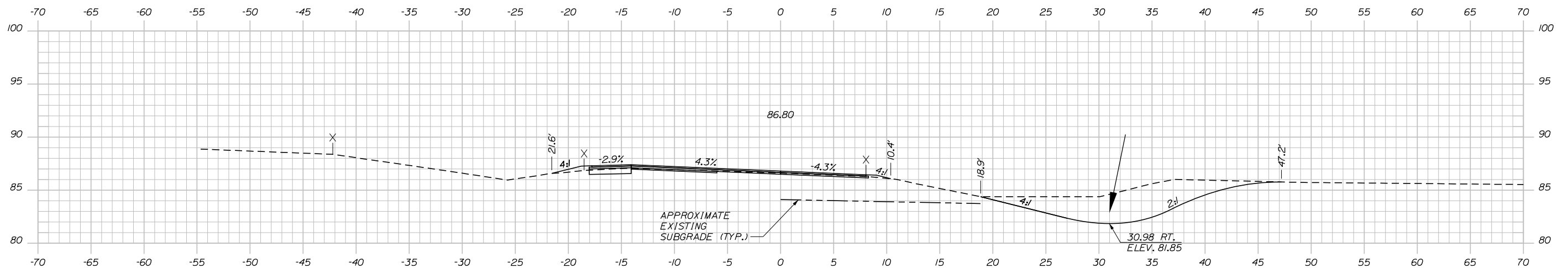
STAGE 3
C = 4.35 C.Y.
F = 6.63 C.Y.
G = 0.00 C.Y.



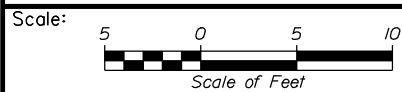
508+50.00

STAGE 1 & 2
C = 112.00 C.Y.
F = 0.29 C.Y.
G = 0.00 C.Y.

STAGE 3
C = 3.70 C.Y.
F = 4.00 C.Y.
G = 0.00 C.Y.



508+00.00



Designed by:



STANTEC CONSULTING SERVICES INC.
2211 CONGRESS STREET SUITE 380
PORTLAND, ME 04102
TEL (207) 887-3448
FAX (207) 883-3376



THE GOLD STAR
MEMORIAL HIGHWAY

RAMP IMPROVEMENTS
BIDDEFORD EXIT 32
STA. 508+00.00 TO STA. 508+50.00

No.	Revision	By	Date

CONSULTANT PROJECT MANAGER: JOSEPH HOWE, PE					
	By	Date		By	Date
Designed	AFS	04\26	Checked	JRH	04\26
Drawn	AFS	04\26	In Charge of	JRH	04\26

MTA PROJECT MANAGER: LAUREN FLEMING, PE

CONTRACT: 2026.19

SHEET NUMBER: XS-05

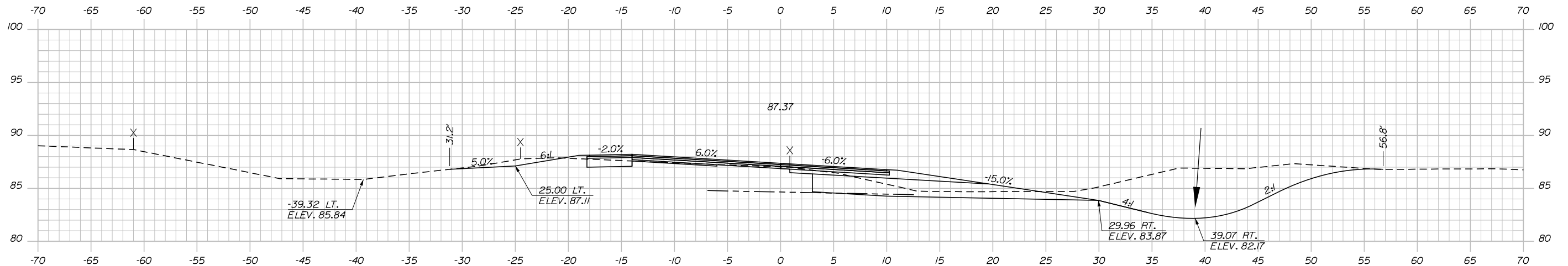
63 OF 73

Date: 4/28/2026

Filename: ... \00\HIGHWAY\MSTA\Xsections.dgn

STAGE 1 & 2
 C = 251.81 C.Y.
 F = 0.00 C.Y.
 G = 3.18 C.Y.

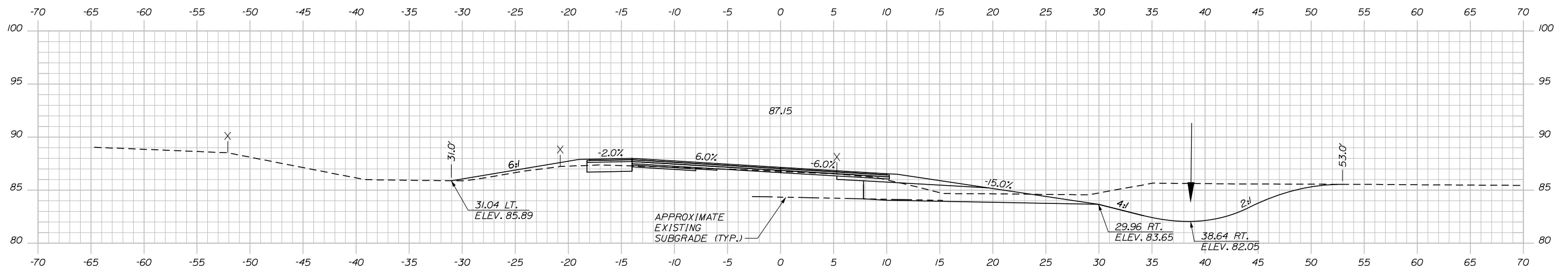
STAGE 3
 C = 12.25 C.Y.
 F = 0.68 C.Y.
 G = 0.00 C.Y.



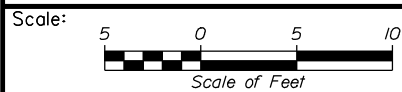
509+50.00

STAGE 1 & 2
 C = 161.16 C.Y.
 F = 0.00 C.Y.
 G = 0.22 C.Y.

STAGE 3
 C = 7.68 C.Y.
 F = 4.03 C.Y.
 G = 0.00 C.Y.



509+00.00



Designed by:



STANTEC CONSULTING SERVICES INC.
 2211 CONGRESS STREET SUITE 380
 PORTLAND, ME 04102
 TEL (207) 887-3448
 FAX (207) 883-3376



THE GOLD STAR
 MEMORIAL HIGHWAY

RAMP IMPROVEMENTS
 BIDDEFORD EXIT 32
 STA. 509+00.00 TO STA. 509+50.00

No.	Revision	By	Date

CONSULTANT PROJECT MANAGER: JOSEPH HOWE, PE					
Designed	By	Date	Checked	By	Date
Drawn	AFS	04\26	In Charge of	JRH	04\26

MTA PROJECT MANAGER: LAUREN FLEMING, PE

CONTRACT: 2026.19

SHEET NUMBER: XS-06

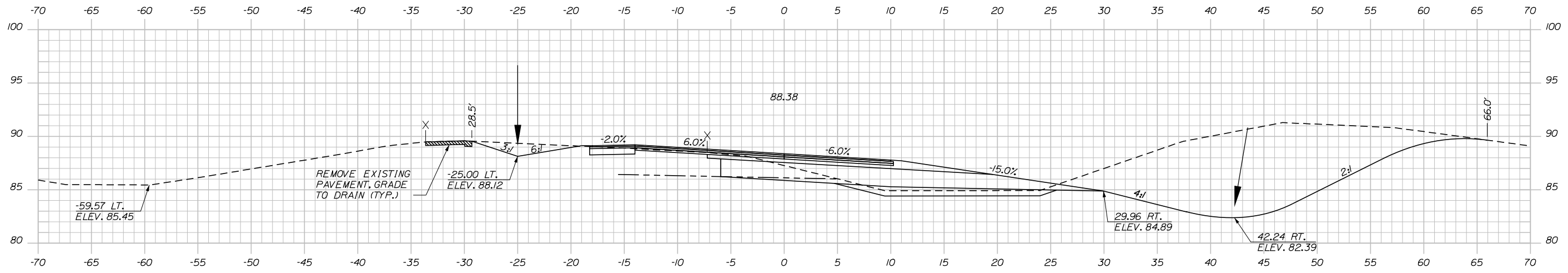
64 OF 73

Date: 4/28/2025

Filename: ... \00\HIGHWAY\MSTA\Xsections.dgn

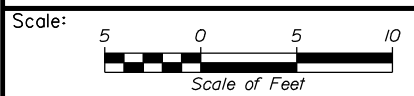
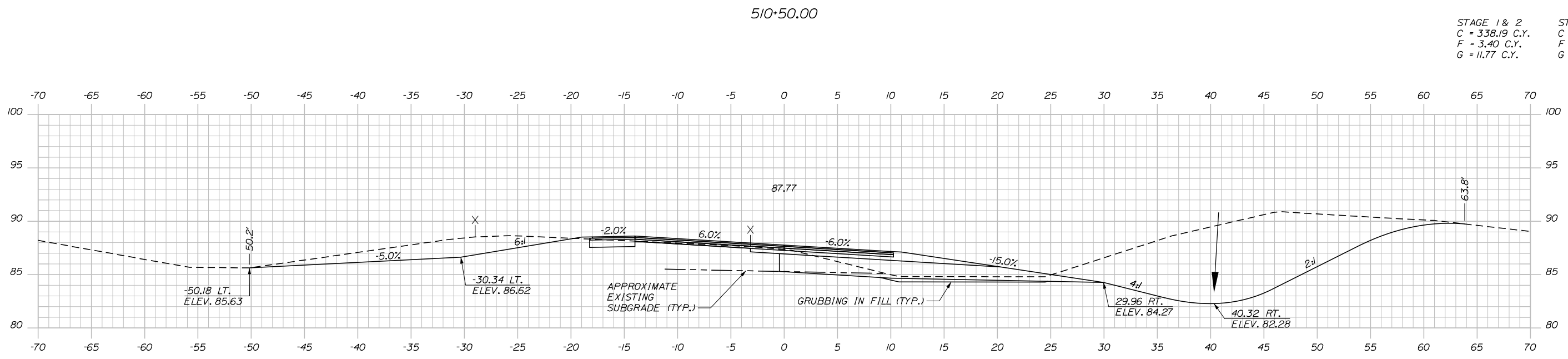
STAGE 1 & 2
C = 350.27 C.Y.
F = 20.81 C.Y.
G = 20.51 C.Y.

STAGE 3
C = 17.53 C.Y.
F = 0.08 C.Y.
G = 0.00 C.Y.



STAGE 1 & 2
C = 338.19 C.Y.
F = 3.40 C.Y.
G = 11.77 C.Y.

STAGE 3
C = 15.22 C.Y.
F = 0.27 C.Y.
G = 0.00 C.Y.



Designed by:

Stantec

CONSULTANT PROJECT MANAGER: JOSEPH HOWE, PE

No.	Revision	By	Date

	By	Date		By	Date
Designed	AFS	04\26	Checked	JRH	04\26
Drawn	AFS	04\26	In Charge of	JRH	04\26

STANTEC CONSULTING SERVICES INC.
2211 CONGRESS STREET SUITE 380
PORTLAND, ME 04102
TEL (207) 887-3448
FAX (207) 883-3376

MAINE TURNPIKE

THE GOLD STAR MEMORIAL HIGHWAY

MTA PROJECT MANAGER: LAUREN FLEMING, PE

**RAMP IMPROVEMENTS
BIDDEFORD EXIT 32**

STA. 510+00.00 TO STA. 510+50.00

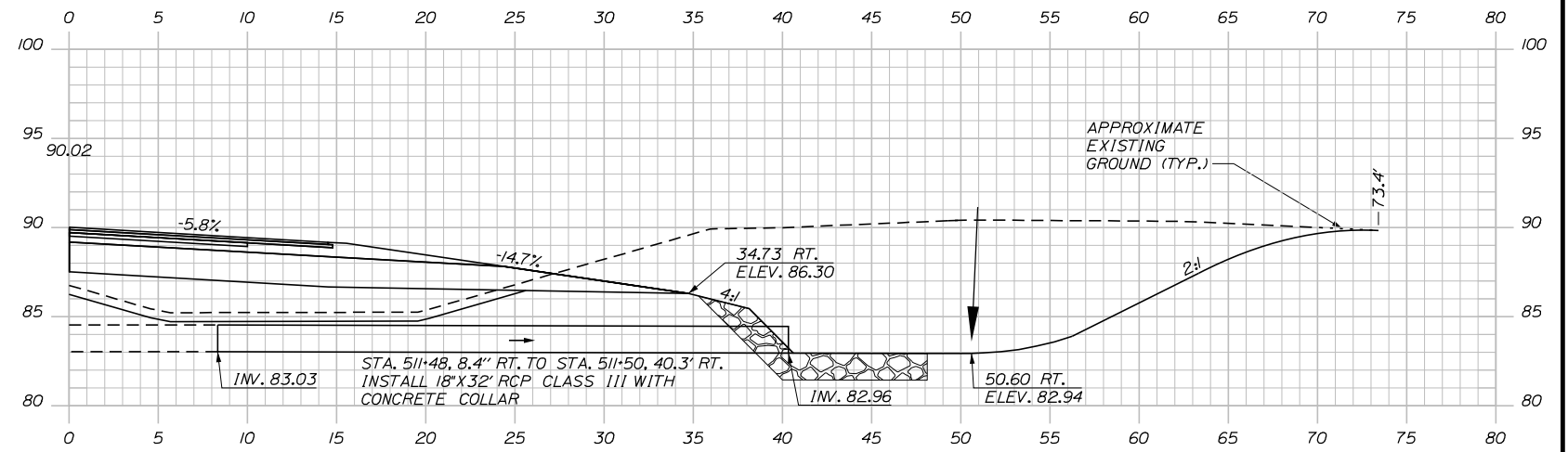
SHEET NUMBER: XS-07

CONTRACT: 2026.19

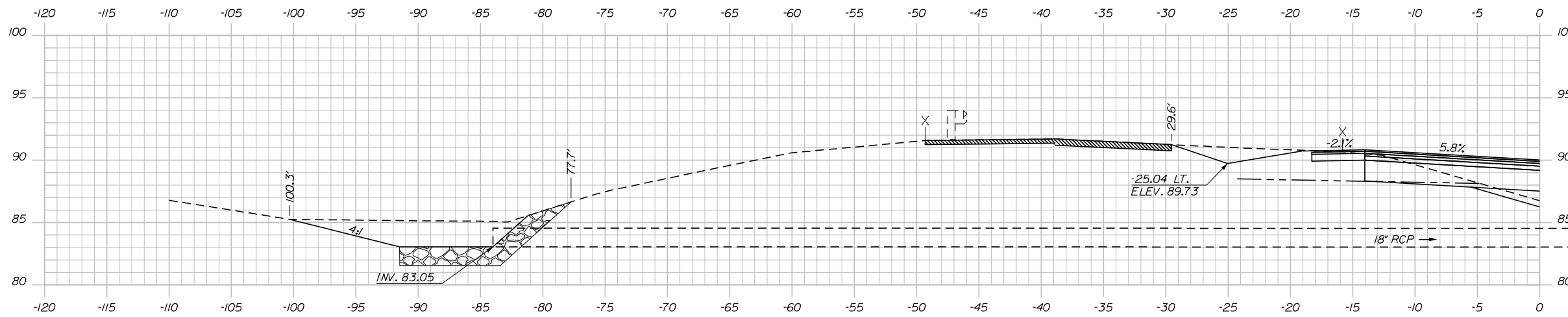
65 OF 73

Date: 4/28/2026

Filename: ...:\00\HIGHWAY\MSTA\Xsections.dgn



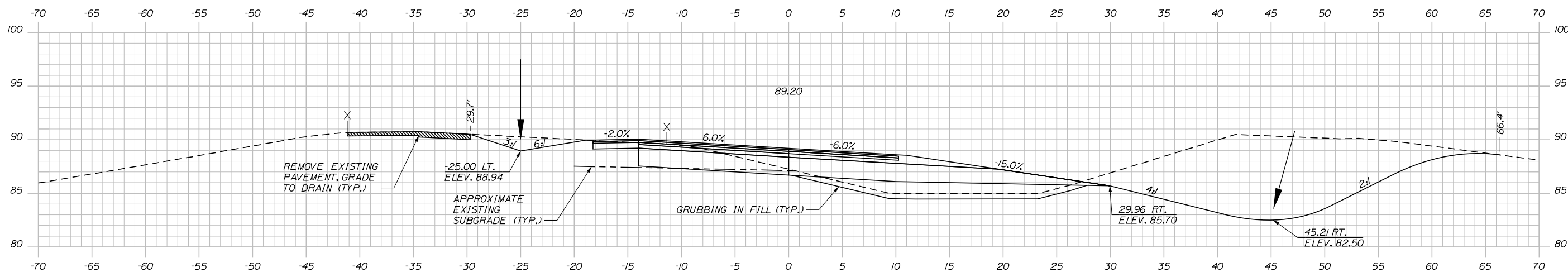
511+48.27 RT. (SKEWED)



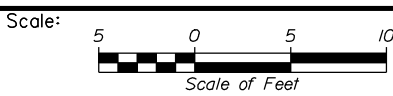
511+48.27 LT. (SKEWED)

STAGE 1 & 2
C = 364.98 C.Y.
F = 51.02 C.Y.
G = 25.64 C.Y.

STAGE 3
C = 18.57 C.Y.
F = 0.01 C.Y.
G = 0.00 C.Y.



511+00.00



Designed by:

Stantec

CONSULTANT PROJECT MANAGER: JOSEPH HOWE, PE

No.	Revision	By	Date	By	Date

Designed AFS 04\26 Checked JRH 04\26
 Drawn AFS 04\26 In Charge of JRH 04\26

STANTEC CONSULTING SERVICES INC.
 2211 CONGRESS STREET SUITE 380
 PORTLAND, ME 04102
 TEL (207) 887-3448
 FAX (207) 883-3376

MAINE TURNPIKE

THE GOLD STAR MEMORIAL HIGHWAY

MTA PROJECT MANAGER: LAUREN FLEMING, PE

RAMP IMPROVEMENTS
 BIDDEFORD EXIT 32
 STA. 511+00.00 TO STA. 511+48.27

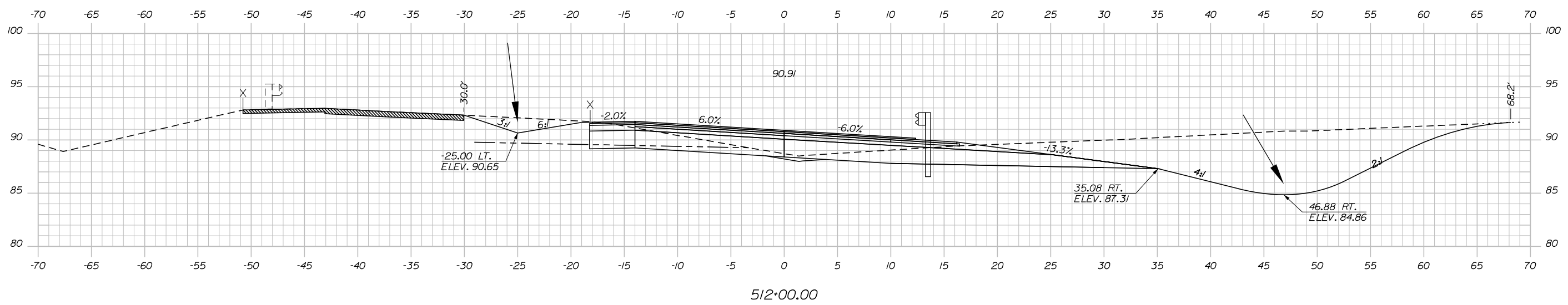
SHEET NUMBER: XS-08
 CONTRACT: 2026.19
 66 OF 73

Date: 4/28/2026

Filename: ...:\00\HIGHWAY\MSTA\Xsections.dgn

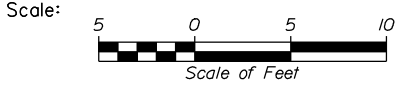
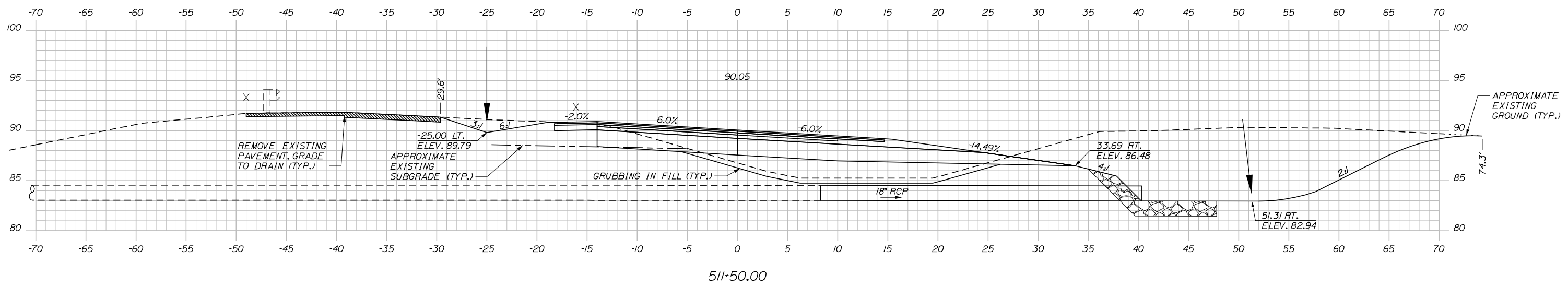
STAGE 1 & 2
C = 297.14 C.Y.
F = 0.00 C.Y.
G = 0.88 C.Y.

STAGE 3
C = 40.81 C.Y.
F = 0.00 C.Y.
G = 0.00 C.Y.



STAGE 1 & 2
C = 370.49 C.Y.
F = 33.60 C.Y.
G = 14.74 C.Y.

STAGE 3
C = 25.94 C.Y.
F = 0.00 C.Y.
G = 0.00 C.Y.



Designed by:


Stantec

CONSULTANT PROJECT MANAGER: JOSEPH HOWE, PE

No.	Revision	By	Date

	By	Date		By	Date
Designed	AFS	04\26	Checked	JRH	04\26
Drawn	AFS	04\26	In Charge of	JRH	04\26

STANTEC CONSULTING SERVICES INC.
2211 CONGRESS STREET SUITE 380
PORTLAND, ME 04102
TEL (207) 887-3448
FAX (207) 883-3376



**THE GOLD STAR
MEMORIAL HIGHWAY**

**RAMP IMPROVEMENTS
BIDDEFORD EXIT 32**

STA. 511+50.00 TO STA. 512+00.00

SHEET NUMBER: XS-09

CONTRACT: 2026.19

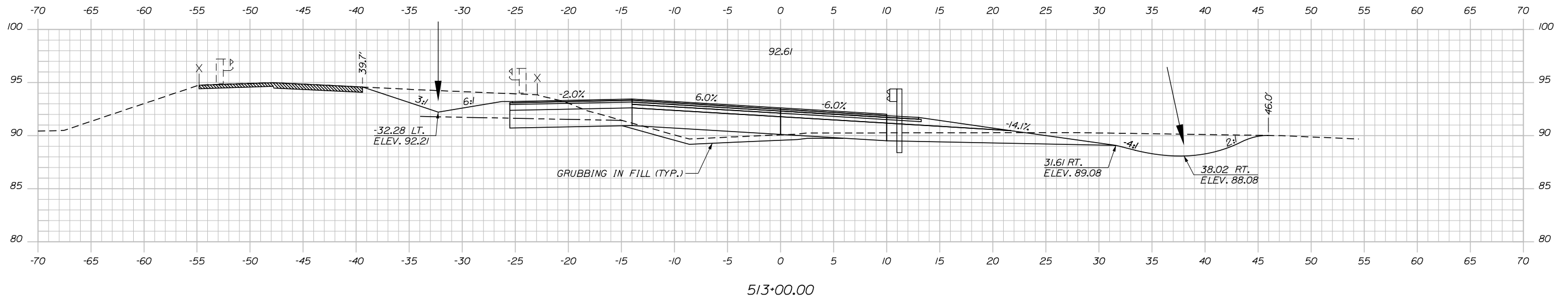
67 OF 73

Date: 4/28/2026

Filename: ...:\00\HIGHWAY\MSTA\Xsections.dgn

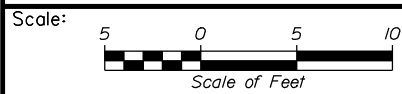
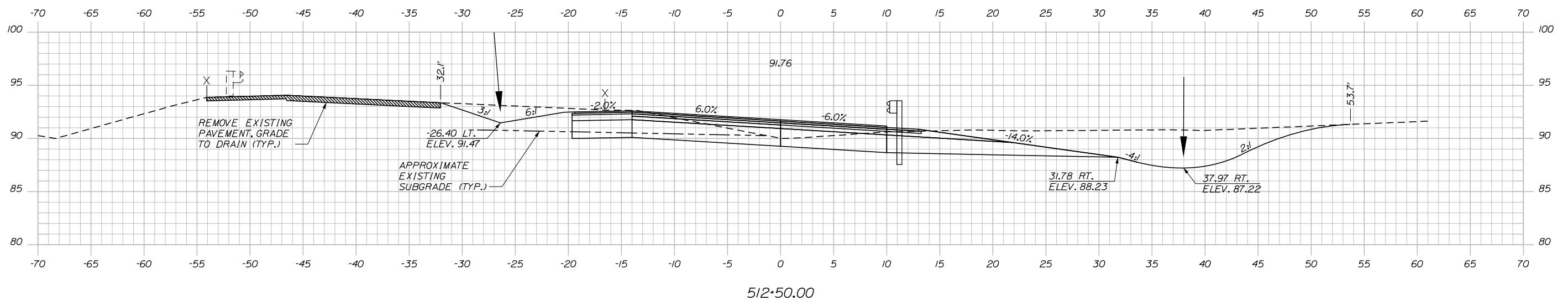
STAGE 1 & 2
 C = 42.15 C.Y.
 F = 97.50 C.Y.
 G = 28.36 C.Y.

STAGE 3
 C = 52.88 C.Y.
 F = 0.00 C.Y.
 G = 0.00 C.Y.



STAGE 1 & 2
 C = 164.33 C.Y.
 F = 5.76 C.Y.
 G = 7.74 C.Y.

STAGE 3
 C = 60.54 C.Y.
 F = 0.00 C.Y.
 G = 0.00 C.Y.



Designed by:



STANTEC CONSULTING SERVICES INC.
 2211 CONGRESS STREET SUITE 380
 PORTLAND, ME 04102
 TEL (207) 887-3448
 FAX (207) 883-3376



THE GOLD STAR
 MEMORIAL HIGHWAY

RAMP IMPROVEMENTS
 BIDDEFORD EXIT 32
 STA. 512+50.00 TO STA. 513+00.00

No.	Revision	By	Date

CONSULTANT PROJECT MANAGER: JOSEPH HOWE, PE					
Designed	AFS	04\26	Checked	JRH	04\26
Drawn	AFS	04\26	In Charge of	JRH	04\26

MTA PROJECT MANAGER: LAUREN FLEMING, PE

CONTRACT: 2026.19

SHEET NUMBER: XS-10

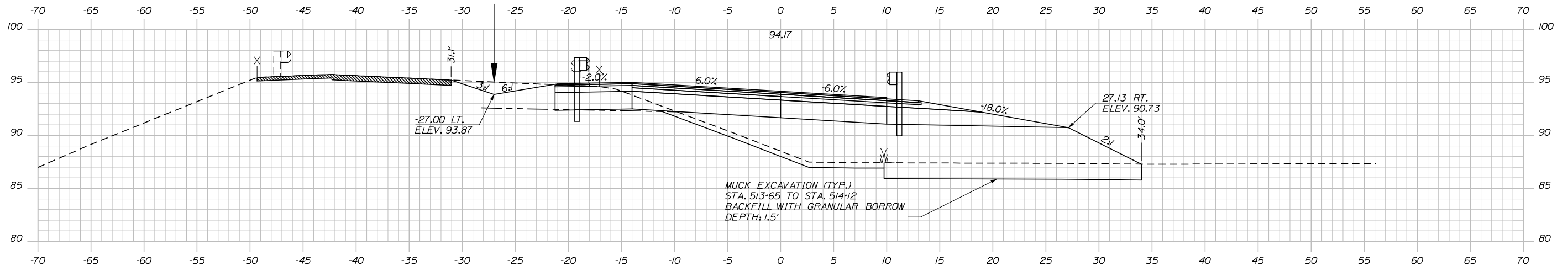
68 OF 73

Date: 4/28/2026

Filename: ...00\HIGHWAY\MSTA\Xsections.dgn

STAGE 1 & 2
 C = 17.54 C.Y.
 F = 226.53 C.Y.
 G = 23.70 C.Y.

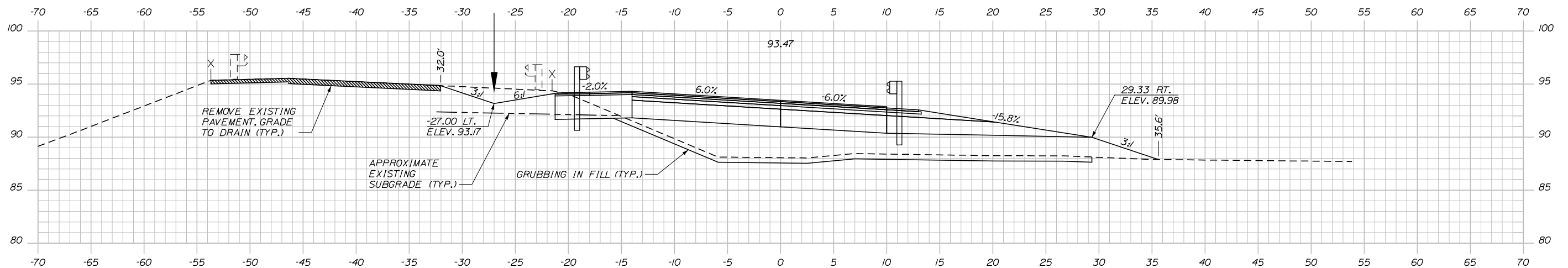
STAGE 3
 C = 27.76 C.Y.
 F = 0.00 C.Y.
 G = 0.00 C.Y.



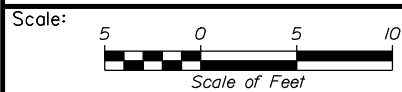
514+00.00

STAGE 1 & 2
 C = 2.47 C.Y.
 F = 207.52 C.Y.
 G = 30.06 C.Y.

STAGE 3
 C = 35.74 C.Y.
 F = 0.00 C.Y.
 G = 0.00 C.Y.



513+50.00



Designed by:



STANTEC CONSULTING SERVICES INC.
 2211 CONGRESS STREET SUITE 380
 PORTLAND, ME 04102
 TEL (207) 887-3448
 FAX (207) 883-3376



THE GOLD STAR
 MEMORIAL HIGHWAY

RAMP IMPROVEMENTS
 BIDDEFORD EXIT 32
 STA. 513+50.00 TO STA. 514+00.00

No.	Revision	By	Date

CONSULTANT PROJECT MANAGER: JOSEPH HOWE, PE					
Designed	By	Date	Checked	By	Date
Drawn	AFS	04\26	In Charge of	JRH	04\26

MTA PROJECT MANAGER: LAUREN FLEMING, PE

CONTRACT: 2026.19

SHEET NUMBER: XS-11

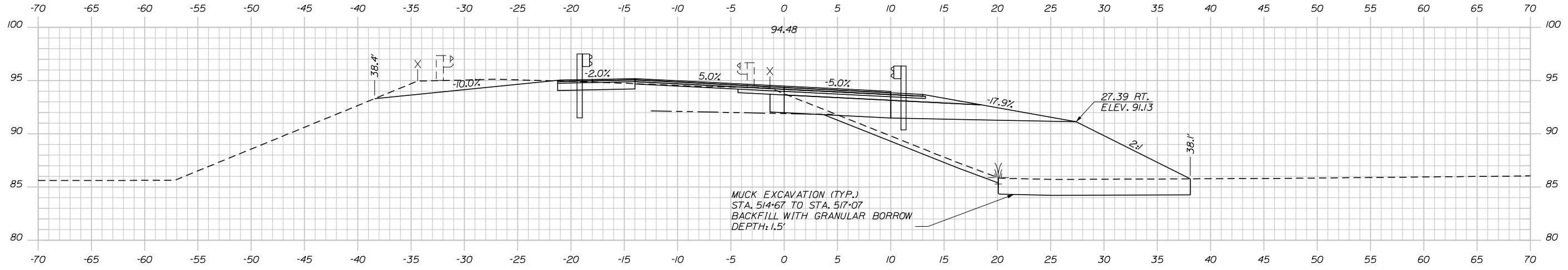
69 OF 73

Date: 4/28/2026

Filename: ...:\00\HIGHWAY\MSTA\Xsections.dgn

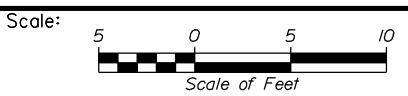
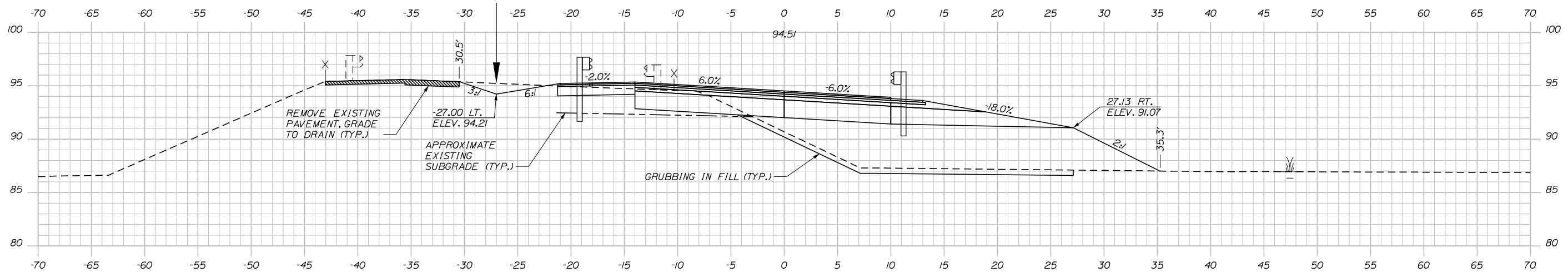
STAGE 1 & 2
 C = 33.66 C.Y.
 F = 166.61 C.Y.
 G = 14.48 C.Y.

STAGE 3
 C = 21.81 C.Y.
 F = 0.00 C.Y.
 G = 0.00 C.Y.



STAGE 1 & 2
 C = 31.00 C.Y.
 F = 211.60 C.Y.
 G = 21.50 C.Y.

STAGE 3
 C = 23.92 C.Y.
 F = 0.00 C.Y.
 G = 0.00 C.Y.



Designed by:

Stantec

CONSULTANT PROJECT MANAGER: JOSEPH HOWE, PE

No.	Revision	By	Date

	By	Date		By	Date
Designed	AFS	04\26	Checked	JRH	04\26
Drawn	AFS	04\26	In Charge of	JRH	04\26

STANTEC CONSULTING SERVICES INC.
 2211 CONGRESS STREET SUITE 380
 PORTLAND, ME 04102
 TEL (207) 887-3448
 FAX (207) 883-3376

MAINE TURNPIKE

THE GOLD STAR MEMORIAL HIGHWAY

MTA PROJECT MANAGER: LAUREN FLEMING, PE

RAMP IMPROVEMENTS
 BIDDEFORD EXIT 32

STA. 514+50.00 TO STA. 515+00.00

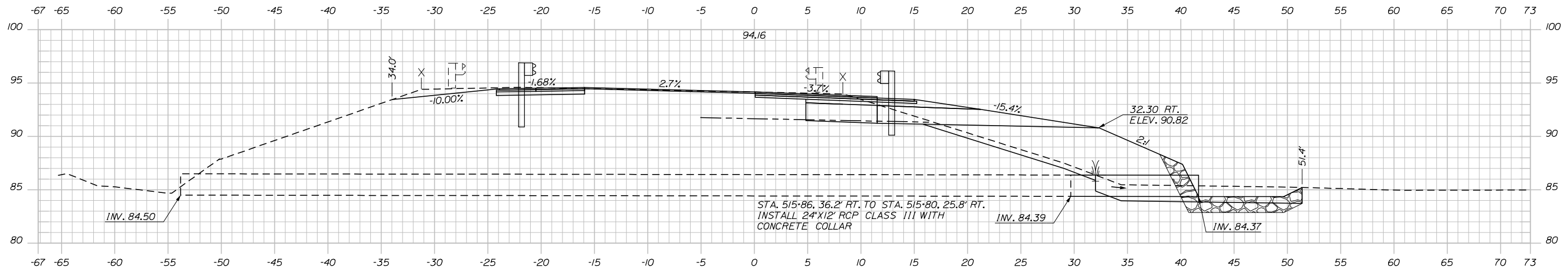
SHEET NUMBER: XS-12

CONTRACT: 2026.19

70 OF 73

Date: 4/28/2025

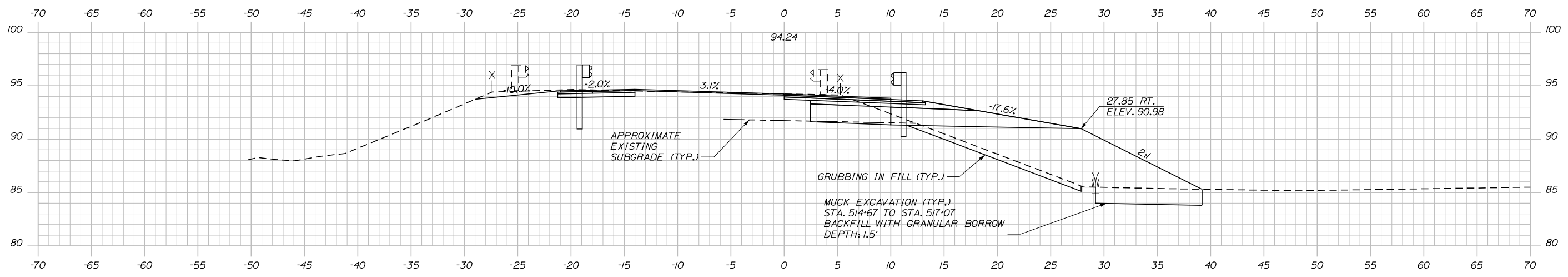
Filename: ...:\00\HIGHWAY\MSTA\Xsections.dgn



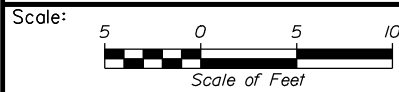
515+64.75 (SKEWED)

STAGE 1 & 2
 C = 46.68 C.Y.
 F = 114.94 C.Y.
 G = 11.81 C.Y.

STAGE 3
 C = 10.76 C.Y.
 F = 0.27 C.Y.
 G = 0.00 C.Y.



515+50.00



Designed by:



STANTEC CONSULTING SERVICES INC.
 2211 CONGRESS STREET SUITE 380
 PORTLAND, ME 04102
 TEL (207) 887-3448
 FAX (207) 883-3376



THE GOLD STAR
 MEMORIAL HIGHWAY

RAMP IMPROVEMENTS
 BIDDEFORD EXIT 32
 STA. 515+50.00 TO STA. 515+64.75

No.	Revision	By	Date

CONSULTANT PROJECT MANAGER: JOSEPH HOWE, PE					
	By	Date	Checked	By	Date
Designed	AFS	04\26	Checked	JRH	04\26
Drawn	AFS	04\26	In Charge of	JRH	04\26

MTA PROJECT MANAGER: LAUREN FLEMING, PE

CONTRACT: 2026.19

SHEET NUMBER: XS-13

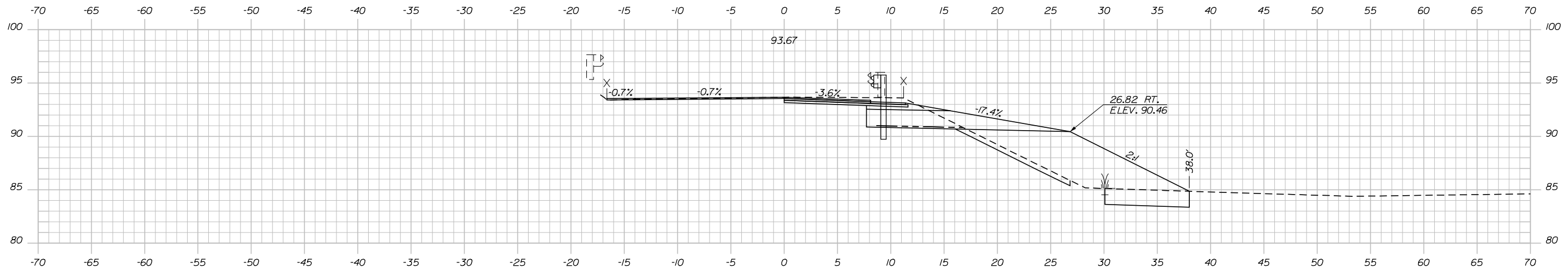
71 OF 73

Date: 4/28/2026

Filename: ...:\00\HIGHWAY\MSTA\Xsections.dgn

STAGE 1 & 2
 C = 48.06 C.Y.
 F = 97.19 C.Y.
 G = 9.90 C.Y.

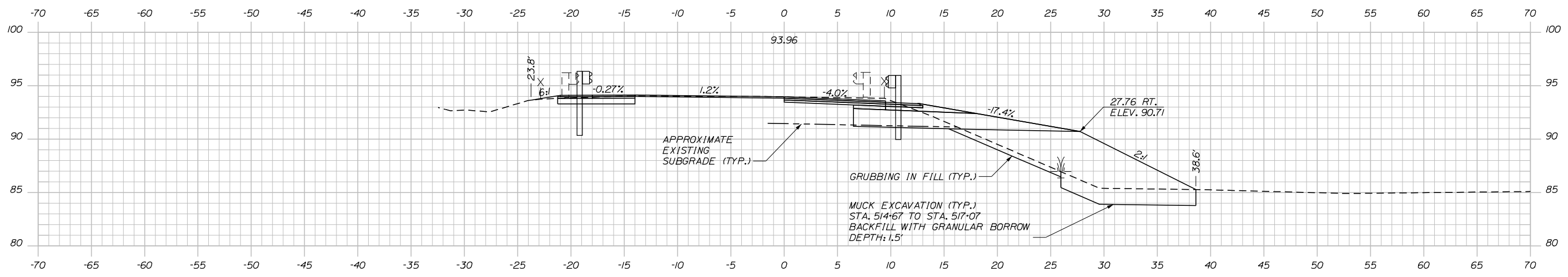
STAGE 3
 C = 0.00 C.Y.
 F = 0.00 C.Y.
 G = 0.00 C.Y.



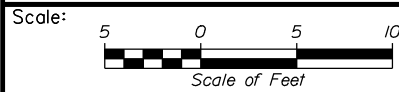
516+50.00

STAGE 1 & 2
 C = 51.28 C.Y.
 F = 96.36 C.Y.
 G = 9.28 C.Y.

STAGE 3
 C = 4.28 C.Y.
 F = 0.27 C.Y.
 G = 0.00 C.Y.



516+00.00



Designed by:

Stantec

CONSULTANT PROJECT MANAGER: JOSEPH HOWE, PE

No.	Revision	By	Date

	By	Date	Checked	By	Date
Designed	AFS	04\26	Checked	JRH	04\26
Drawn	AFS	04\26	In Charge of	JRH	04\26

STANTEC CONSULTING SERVICES INC.
 2211 CONGRESS STREET SUITE 380
 PORTLAND, ME 04102
 TEL (207) 887-3448
 FAX (207) 883-3376

MAINE TURNPIKE

THE GOLD STAR MEMORIAL HIGHWAY

MTA PROJECT MANAGER: LAUREN FLEMING, PE

RAMP IMPROVEMENTS
 BIDDEFORD EXIT 32

STA. 516+00.00 TO STA. 516+50.00

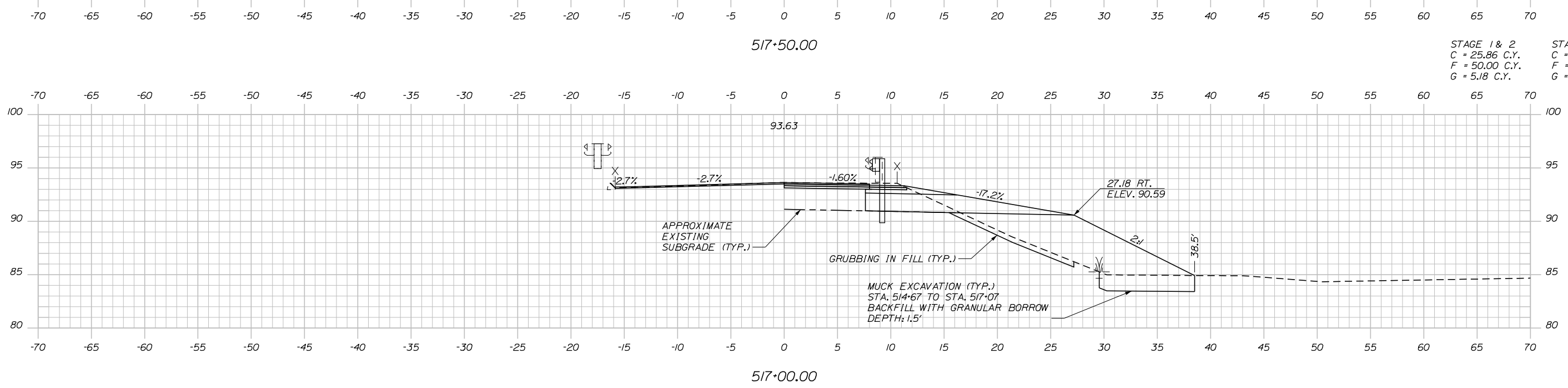
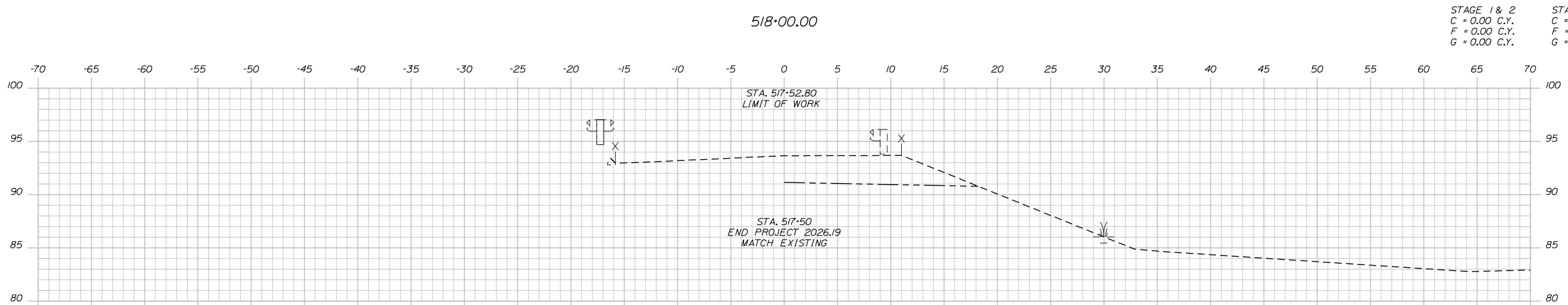
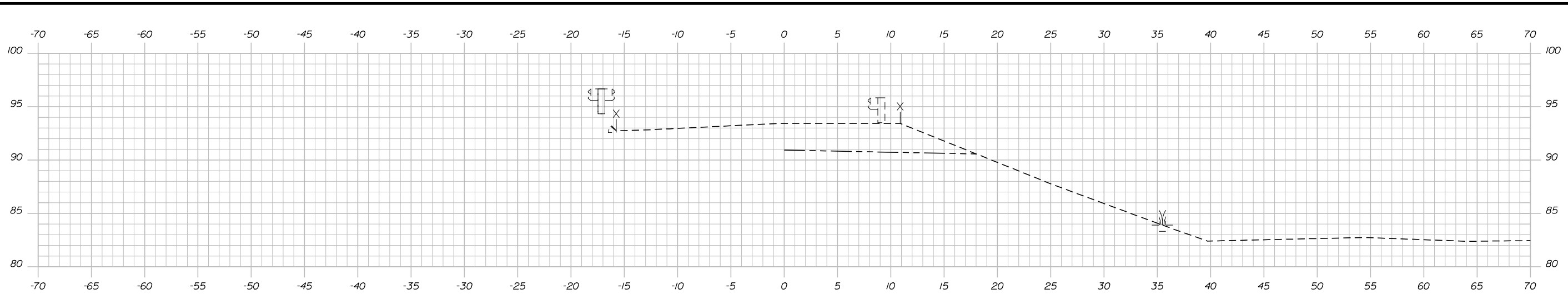
SHEET NUMBER: XS-14

CONTRACT: 2026.19

72 OF 73

Date: 4/28/2026

Filename: ...:\00\HIGHWAY\MSTA\Xsections.dgn



Scale: Scale of Feet

No.	Revision	By	Date

Designed by:

CONSULTANT PROJECT MANAGER: JOSEPH HOWE, PE

	By	Date	Checked	By	Date
Designed	AFS	04\26	Checked	JRH	04\26
Drawn	AFS	04\26	In Charge of	JRH	04\26

STANTEC CONSULTING SERVICES INC.
 2211 CONGRESS STREET SUITE 380
 PORTLAND, ME 04102
 TEL (207) 887-3448
 FAX (207) 883-3376

MAINE TURNPIKE

THE GOLD STAR MEMORIAL HIGHWAY

MTA PROJECT MANAGER: LAUREN FLEMING, PE

**RAMP IMPROVEMENTS
 BIDDEFORD EXIT 32**

STA. 517+00.00 TO STA. 518+00.00

SHEET NUMBER: XS-15
 73 OF 73

CONTRACT: 2026.19